

**Government of India  
Ministry of Jal Shakti,  
Department of Water Resources, River Development and  
Ganga Rejuvenation  
Central Ground Water Board Bhujal Bhawan, NH-IV,  
Faridabad, Pin - 121001**

**E-TENDER INQUIRY**

**FOR CONSTRUCTION OF PIEZOMETERS 1612 NOS IN SOFT ROCK/  
HARD ROCK AND SUPPLY, INSTALLATION, COMMISSIONING OF  
DWLRS AND TELEMTRY, ESTABLISHMENT OF DATA ACQUISITION  
SYSTEM & ITS MAINTENANCE FOR REAL TIME GROUND WATER  
LEVEL MONITORING AND SUPPLY OF GROUND WATER LEVEL,  
GROUND WATER TEMPERATURE DATA FROM SITE AND RECEIPT OF  
DATA AT NATIONAL DATA CENTRE, CHQ, FARIDABAD, IN A DESIRED  
FORMAT FROM 1612 NOS CONSTRUCTED PIEZOMETERS WELLS  
THROUGH TELEMTRY SYSTEMS WITH 05 YEARS WARRANTY AND  
02 YEARS AMC IN STATES OF CHHATTISGARH AND MADHYA  
PRADESH**

e-Tender Inquiry Number : **NIET No. 09/2022-23/MMS-I**

# TENDER DOCUMENT INDEX

Section		Contents	Page
Section	A.	Cover Page	1
Section	B.	INDEX	2
Section	I.	Notice Inviting e-Tenders (NIT)	3-5
Section	II.	Instructions to Bidders (ITB)	6-24
Section	III.	General Conditions of Contract (GCC)	25-53
Section	IV.	Special Conditions of Contract (SCC)	54-76
Section	V.	Scope of Work and Technical Specifications	77-128
Section	VI.	Bill of Quantities and Summary of Packages	129-174
Section	VII.	Tentative List of Locations	175-257
Section	VIII.	Formats for Submission of Data	258-270
Section	IX.	Drawings	271-282
Section	X.	Bidding Data	283-286
Section	XI.	Formats for Qualification Information	287-290
Section	XII.	Bank Guarantee Form for EMD	291-292
Section	XIII.	Bank Guarantee Form for Performance Security and Mobilisation Advance	293-296
Section	XIV.	Tender Acceptance Form and Integrity Pact	297-304
Section	XV.	Instructions for Online Submission of Tenders	305-308
Section	XVI.	Safety Code	309-318
Section	XVII.	Model Rules for the Protection of Health and Sanitary Arrangements for Workers	319-325
Section	XVIII.	Contractor's Labour Regulations	326-332
Section	XIX.	Checklist	333-340
Section	XX.	Contract form	341-342

**SECTION- I**

**NOTICE INVITING TENDERS**  
**(NIT)**

## Government of India

Ministry of Water Resources, River Development and Ganga Rejuvenation

**Bhujal Bhawan, NH-IV, Central Ground Water Board,**

Faridabad, Pin - 121001

Phone:0129247721

Email: seop-cgwb@nic.in

**e-Tender Inquiry No. NIET No. 09/2022-23/MMS-I**

### NOTICE INVITING TENDERS (National Competitive Bidding)

- 1 For and on behalf of President of India, The Chairman, Central Ground Water Board, invites online bid under two-bid system (technical bid and financial bid) at CPP portal <http://eprocure.gov.in/eprocure/app> from eligible and qualified bidders for Construction of PIEZOMETERS ( 1612 Nos) in SOFT ROCK/ HARD Rock and Supply, Installation, Commissioning of DWLRs and telemetry, Establishment of Data Acquisition system & its maintenance for Real Time Ground Water Level monitoring and supply of Ground water level, ground water temperature data from site and receipt of data at National Data Centre, CHQ, Faridabad, in a desired format from 1612 NOS CONSTRUCTED Piezometers wells Through telemetry systems with 05 years warranty and 02 years AMC in STATES of Chhattisgarh and Madhya pradesh STATE.

2

Tender ID	Name of Package	Region	Estimated Cost in INR excluding GST	EMD in INR
	Package 3	Chhattisgarh and Madhya pradesh	66,45,46,400/-	1,66,14,000/-

Critical Dates		Date	Time
1	Dates of Online Publication of Tender Documents in CPP portal	03.03.2023	18:00
2	Dates of Tender Document Download	Start	04.03.2023 09:00
3		End	27.03.2023 09:00
4	Deadline for seeking further information/ clarifications through email	27.03.2023	09:00
5	Date of Pre-Bid Meeting	16.03.2023	11:00
6	Dates of Online Submission of Tender	Start	04.03.2023 09:00
7		End	27.03.2023 09:00
8	Deadline for Physical Submission of Cost of Tender Documents and EMD/ Bid Security	27.03.2023	9:00
9	Time and Date for Opening of Technical Bid	28.03.2023	15:30

10	Time and Date for Opening of Financial Bid	Will be communicated online after technical evaluation
----	--	--

- 3 Interested tenderer may obtain further information about these requirements from the above office during working hours or through email and/or from the websites <http://cgwb.gov.in> and <https://eprocure.gov.in/eprocure/app>
- 4 Tender documents may be downloaded from the above websites. The bidders must pay non-refundable fee of Rs.5000/- (Five Thousand ) only in the form of Account Payee Demand Draft from any of the commercial bank in India, in favour of Drawing & Disbursing Officer, Central Ground Water Board, payable at Faridabad on or before the deadline fixed.
- 5 All tenders must be accompanied with EMD/ Bid Security as mentioned in Para 2 in favour of The Drawing & Disbursing Officer, Bhujal Bhawan, NH-IV, Central Ground Water Board, payable at Faridabad, in the manner prescribed in bidding documents, on or before the deadline fixed.
- 6 In the event of any of the above mentioned tender opening date being declared as a holiday/ closed day or the purchase organization, the tenders will be opened on the next working day at the appointed time.
- 7 Bids shall be received online only at the website of CPP portal <https://eprocure.gov.in/eprocure/app>.
- 8 Aspiring bidders who have not enrolled/ registered in CPP portal are advised to enrol/ register before participating through the portal. The portal enrolment is free of cost. The bidders are advised to go through the instructions provided at section-XV: 'Instructions for online bid submission'.
- 9 The bidders will be at liberty to be present either in person or through an authorised representative, who must carry 'Bid Acknowledgement Receipt', at the time of opening of bid or can view the bid opening event online at their remote end.

\_\_\_\_\_  
 Superintending Engineer  
 Bhujal Bhawan, NH-IV,  
 Central Ground Water Board,  
 Faridabad, Pin - 121001

SECTION- II  
INSTRUCTIONS TO BIDDERS  
(ITB)

	<u>SECTION- II</u>
	INSTRUCTIONS TO BIDDERS (ITB)
<b>1.</b>	<b>General</b>
	The Employer wishes to receive bids for the Construction of Piezometers in Soft Rock/ Hard Rock and Supply, Installation, Commissioning of DWLRs and telemetry, Establishment of Data Acquisition system & its maintenance for Real Time Ground Water Level monitoring and supply of Ground water level, ground water temperature data from site and receipt of data at National Data Centre, CHQ, Faridabad, in a desired format from 1612 NOs CONSTRUCTED Piezometers wells Through telemetry systems with 05 years warranty and 02 years AMC in STATES of <b><u>Chhattisgarh and Madhya Pradesh state</u></b> . Throughout these bidding documents, the terms bid and tender and their derivatives (bidder/tenderer, bid/tendered, bidding/tendering, etc.) are synonymous..
<b>1.1</b>	The Employer has issued these tender enquiry documents for the Construction Of Piezometers in Soft Rock/ Hard Rock and Supply, Installation, Commissioning of DWLRs and telemetry, Establishment of Data Acquisition system & its maintenance for Real Time Ground Water Level monitoring and supply of Ground water level, ground water temperature data from site and receipt of data at National Data Centre, CHQ, Faridabad, in a desired format from 1612 NOs CONSTRUCTED Piezometers wells Through telemetry systems with 05 years warranty and 02 years AMC in STATES of <b><u>Chhattisgarh and Madhya Pradesh State</u></b> . and related services as mentioned in Section-V: “Scope of Work and Technical Specifications”, which also indicates, <i>interalia</i> , the Tentative List of Locations.
<b>1.2</b>	This section (Section II: “Instructions to Bidders”) provides the relevant information as well as instructions to assist the prospective tenderers in preparation and submission of tenders. It also includes the mode and procedure to be adopted by the Employer for receipt and opening as well as scrutiny and evaluation of tenders and subsequent placement of contract.
<b>1.3</b>	Before formulating the tender and submitting the same to the Employer, the tenderer should read and examine all the terms, conditions, instructions etc. contained in the tender documents. Failure to provide and/ or comply with the required information, instructions incorporated in these tender documents may result in rejection of its tender.
<b>2</b>	<b>Eligibility Criteria of Bidder</b>
<b>2.1</b>	This invitation to bid is open to any bidder meeting the following requirements :  (a) The bidder shall be qualified for the contract as notified by the Employer in subsequent clauses.

- 2.2** (a) Any tenderer, (proprietorship firms, partnerships firms, companies, corporations, joint ventures) registered with Central or State Government or the Central Ground Water Authority (CGWA) are eligible to participate in the tender. A self attested copy in respect of valid registration/ enlistment with the respective authorities is to be submitted
- (b) Bidders are permitted to form consortium. The clauses as given below shall be applicable for consortium.
- i. In case of a consortium /Joint Venture, certified copy of the agreement between various partners shall be submitted with the tender.
  - ii. The consortium /Joint Venture shall nominate a Representative who shall have the authority to conduct all business for and on behalf of any and all the members of the JV during the bidding process and, in the event the JV is awarded the Contract, during contract execution.
  - iii. The consortium /Joint Venture will identify a lead partner who will be authorised to execute the contract with the department. All financial transactions and liabilities shall rest with the lead partner.
  - iv. In the case of a consortium /Joint Venture, all members shall be jointly and severally liable for the execution of the Contract in accordance with the Contract terms.
  - v. JV members are jointly and severally responsible and liable for the contract. For pre- qualification, the JV should fulfil the criteria specified in the pre-qualification document. The attributes to be evaluated will be the same as for individual contractors; however, certain parameters up to the specified limits have to be essentially met by them collectively, some by the lead partner, and some by the other partner, as briefly described below:
 

**X. Qualifying factors to be met collectively:**  
 (A) Annual turnover from construction;  
 (B) Particular construction experience

**Y. Qualifying factors for lead partner:**  
 (A) Annual Turnover from Construction;  
 (B) particular construction experience;  
 Not less than of 50 (fifty) percent of the respective limits of above criteria prescribed in case of individual contractors may be accepted;

**Z. Qualifying factors for other partner:**  
 Same as for lead partner except that for the factors specified in (Y) above, a lower limit of 25 (twenty-five) per cent.
  - vi. A tenderer shall submit only one bid in the same tendering process, either individually as a tenderer or as a partner of a consortium /Joint Venture.
  - vii. Number of the members/firms in a joint venture shall not be more than two including the lead partner
- (c) A Bidder shall not have a conflict of interest. Any Bidder found to have a conflict of interest shall be disqualified. A Bidder may be considered to have a conflict of interest for the purpose of this bidding process, if the Bidder:
- i. directly or indirectly controls, is controlled by or is under common control with another Bidder or
  - ii. receives or has received any direct or indirect subsidy from any other Bidder; or
  - iii. has the same legal representative as another Bidder; or
  - iv. has a relationship with another Bidder, directly or through common third parties, that puts it in a position to influence the bid of another Bidder, or influence the decisions of the Purchaser regarding this bidding process; or
  - v. participates in more than one bid in this bidding process. Participation by a Bidder in more than one Bid will result in the disqualification of all Bids in which such Bidder is involved. However, this does not limit the inclusion of the same subcontractor in more than one bid



	<p>(d) Either the lead partner or the other member of the Joint Venture/Consortium should be a manufacturer of the DWLR or be a dealer authorised by the Principal/ OEM in respect of DWLRs and telemetry, and, either the lead partner or the other member shall have experience in drilling where construction of water well is component of scope of work</p> <p>(e) Bidders will be required to employ at least one ground water professional with minimum qualification of graduate degree in engineering/master's degree in geosciences with minimum 3 years of experience in construction of exploratory &amp; observation, Piezometer wells and similar works. The undertaking for employment of these ground water professional be given.</p> <p>(f) Bidder will be required to deploy at least one dedicated Service Engineer cum operator at the Regional office Data Center for Operation of DWLR system and ensure seamless data transfer from remote DWLR stations to National data Center through GSM/GPRS network &amp; then to India WRIS/WIMS software through internet. The processed data from India WRIS/ WIMS in the form of reports/ bulletins will be transmitted to Regional &amp; National Data Centre as per technical specifications. The undertaking for employment of these ground water professional be given.</p> <p>(g) Bidders will be required to <b>deploy at least 20 rigs for the</b> package along with submersible pumps of various capacities, ancillaries equipments tools accessories required for construction of well and pumping test as mentioned in the section V, Scope of Work and Technical specification. An undertaking in this regard should be submitted in the technical Bid.</p> <p>(h) Bidder should be in continuous business of supplying and /or after sale services of real time telemetry, hydrometrological instruments and systems for surface and/ or ground water during the last three years prior to date of bid submission</p>
2.3	<p>Average annual financial turnover during the last three years, ending 31st March of the financial year i.e. 2019-20, 2020-21, 2021-22 should be at least 30% of the estimated cost.</p> <p>The applicant should have achieved minimum annual value of Water Well construction work (as certified by Chartered Accountant), and at least 30 (thirty) percent of which is for Supply and Installation of DWLR and Telemetry carried out in any of the year over a stated period.</p>

<p><b>2.4</b></p>	<p>The bidder should have experience of having successfully completed similar works during last 7 years ending last day of month previous to the one in which tenders are invited:</p> <p>(a) Three similar completed works costing not less than the amount equal to 40% of the estimated cost.  or  Two similar completed works costing not less than the amount equal to 50% of the estimated cost.  or  One similar completed work costing not less than the amount equal to 80% of the estimated cost.  or  Sum total of similar completed works costing not less than the amount equal to 100% of the estimated cost in a single financial year.</p> <p>(b) Defination of Similar works:</p> <p><b>For Part A : Construction Of Piezometers</b></p> <p>Similar works are defined as 'any work in which drilling for exploration/exploitation of natural resources is component of scope of work.</p> <p><b>For Part B : Construction Of Piezometers</b></p> <p>For component of supply, installation and commissioning of Digital Water Level Recorder alongwith Telemetry , Bidder may associate with original manufacturer or authorized agent of original manufacturer. In case of authorized agent, an authorization letter from original manufacturer shall be submitted along with bid.  The so associated original manufacturer or authorized agent should have minimum 03 years overall experience for supply, installation, commissioning, and maintenance of Digital Water Level Recorder. Experience certificate certified by an officer not below the rank of Executive Engineer or equivalent shall be submitted with the bid.</p>
-------------------	---

	<p>(c) The value of the executed work shall be brought to the current costing level by enhancing the actual value of works at simple rate of 7% per annum calculated from the date of completion to last date of submission of bid.</p> <p>(d) The tenderer shall submit details of works executed by them in last 7 years for qualification of work experiences criteria, documentary proof such as completion certificate &amp; other documents from client clearly indicating the nature/scope of work, contract number, contract amount and actual date of completion, of such works. Rig deployment /copy of work order cannot be considered as work completion. Work completion certificate or part completion certificate is to be submitted.</p> <p>(e) In case the work is done for private/ Government clients, details as per table at In case the work is done for private/ Government clients, details as per table at Sl.No.3 (a) &amp; 3 (b) of Section XI are to be submitted. Documents are to be submitted. Documents establishing receipt of payment for such works are to be submitted. For this purpose TDS certificate or Form 26 AS of Income Tax department or copy of Bank statement or any other document clearly indicating name of organisation making payment, amount of payment shall be submitted.</p> <p>(f) The tenderer or their principal/ collaborator should have supplied and commissioned at least 30 % of the Digital Water Level Recorders stations with GSM / GPRS based telemetry during last 7 (Seven) years (i.e.April 2015-16, 2016-17, 2017-18, 2018-19, 2019-20, 2020-21 and 2021-22 and thereafter to Central Government/ State Government Departments or Public Sector Undertakings or any Project/ any other Public/ Private Customers in India. <b>Note: The proof of supply as per supply order along with delivery challan and Commissioning report/ Installation report/ Performance certificate in respect of successful commissioning</b></p> <p>(g) The bidder should have after sales support in the region (within a radius of 500 km from the State Capital) for Digital Water Level Recorders stations with GSM / GPRS based telemetry. If bidder does not have any after sales support office within 500 km from state Capital at the time of bidding, he shall be required to establish the same within one month after successful award of contract.</p> <p>(h) The bidder shall submit the product brochure/literature, compliance statement duly signed by the bidder and other supporting document if any to establish the claim that the offered equipment meets the technical specifications provided in tender document. If there is any deviation in specification it should be mentioned in separate column of compliance statement</p>
2.5	<p>The bidder must submit an undertaking for carrying out chemical analysis of water samples from any NABL accredited lab/labs. The Lab/labs shall have combined capacity of analyzing at least 300 water samples in a month.</p>

<p><b>2.6</b></p>	<p><b>Experience in Soft/Alluvial formation</b></p> <p>Bidders applying for soft/alluvial formation</p> <p>(a) Must have previously drilled pilot hole to a depth of at least 200 m. Number of such wells should not be less than 10% of number of wells to be constructed in a particular package in Soft/Alluvial formation. (in case of core drilling the depth of bore hole shall be minimum 200m )</p> <p>(b) Must have previously completed tubewells up to a depth of 170 m. Number of such wells should not be less than 5% of number of wells to be constructed in Soft/Alluvial formation.</p> <p><b>Experience in Hard rock formation</b></p> <p>Bidders applying for hard rock formation</p> <p>(a) They must have drilled/completed wells to a depth of at least 200 m. Number of such wells should not be less than 10% of number of wells to be constructed in Hard rock formation.</p> <p><b>Experience For DWLR and Telemetry (Without Quality Probe)</b></p> <p>The bidder must have supplied, tested, and commissioned the Digital/ Automatic Water Level Recorder stations with GSM / GPRS and Digital Water Level Sensor (Non Vented, Submersible temperature Sensor) based telemetry to the extent of at least 30% stations (comprising of minimum 1 data logger and sensor at each station) in total in any two of the year during a period of last 7 years from the last date of submission of bid document and should be in use satisfactorily with no adverse report for atleast one year preceding the date of bid opening.</p> <p><b>(With Quality Probe)</b></p> <p>The bidder must have supplied, tested, and commissioned the Digital/ Automatic Water Level Recorder stations with GSM / GPRS and Digital Water Level Sensor (Non Vented, Submersible temperature Sensor) and with electrical conductivity based telemetry to the extent of at least 30% stations (comprising of minimum 1 data logger and sensor at each station) in total in any two of the year during a period of last 7 years from the last date of submission of bid document and should be in use satisfactorily with no adverse report for atleast one year preceding the date of bid opening.</p>
<p><b>2.7</b></p>	<p>After approval of Technical bid, the Financial bid will be opened only after qualifying the Technical Bid. The Financial bid will be evaluated considering the Gross total amount of BOQ including GST.</p> <p>Note: 1. The bidders are requested to quote the rate (excluding GST) against the item in BOQ (Financial bid). The tax (GST) is taken during uploading of the tender document in CPPP is 18%. This helps in uniform comparison of bids. The actual Tax (GST) as applicable will be reimbursed only after producing the following proof of tax amount paid to Government (i) A copy of GSTR-1, (ii) A copy of GSTR- 3B, (iii) CA certificate indicating details of invoices against which the payment under GSTR-3B has been made and any other relevant document.</p>

<b>2.8</b>	<p>Criteria under Clause 2.1,2.2, 2.3, 2.4, 2.5 &amp; 2.6 should be fulfilled by any/ some/ all the members of the consortium in individual/combined capacity.</p> <p><b><u>Illustration with Example:</u></b></p> <p>Suppose the estimated cost of package is Rs.18,00,00,000/- &amp; bidder has executed three works 40% of Rs.18,00,00,000/-= Rs.7,20,00,000/-, then: to be considered responsive/qualifying</p> <p>At least One work done by A, B, C each should be more than Rs.7,20,00,000/-</p> <p>Or,</p> <p>One Work done by A, Two works done by B should be more than Rs.7,20,00,000/- even if no work is done by C is also be considered.</p> <p>Or,</p> <p>Three works done by A each costing more than Rs.7,20,00,000/- and no work by B &amp; C is also be considered.</p>
------------	---

<b>2.9</b>	<p>Tenderers are required to submit <b>duly self attested</b> following documents:-</p> <ul style="list-style-type: none"> <li>(a) Copy of valid registration/ enlistment with the respective authorities (Reference: clause 2.2 of eligibility criteria). <b>(SI.No.1 of Section XI)</b></li> <li>(b) In case of a consortium, certified copy of the agreement between various partners. (Reference : Clause 2.2 of eligibility criteria)</li> <li>(c) Scanned copy of undertaking of having employed the ground water professional during execution of work. (Reference : Clause 2.2 (c) of eligibility criteria)</li> <li>(d) Scanned copy of undertaking as per eligibility criteria 2.2 (d).</li> <li>(e) Turnover for last three years <b>duly certified by Chartered Accountant</b>. (Reference: Clause 2.3 of eligibility criteria). <b>(SI.No.2 of Section XI)</b></li> <li>(f) Details of works completed as per table at <b>SI. No.3 (a) of Section XI along with documentary proof</b>.(Reference : Clause 2.4 of eligibility criteria)</li> <li>(g) Details of payment received for completed works alongwith documentary proof as per table at Sl. No 3(B) of Section XI (Reference : Clause 2.4 of eligibility criteria)</li> <li>(h) Scanned copy of undertaking as per eligibility criteria 2.5</li> <li>(i) Details of Borewells/ Tubewells constructed as per table at <b>SI. No.4 of Section XI</b>.(Reference : Clause 2.6 of eligibility criteria)</li> <li>(j) Scanned copy of EMD: As per clause 13 of Section II Instructions to Bidders.</li> <li>(k) Scanned copy of tender fee</li> <li>(l) Scanned copy of Tender Acceptance letter: As per format in Section XIV</li> <li>(m) Undertaking as per clause 2.5 of eligibility criteria</li> <li>(n) The proof of supply in respect of DWLR and telemetry as per supply order along with delivery challan and Commissioning report/ Installation report/ Performance certificate in respect of successful commissioning.(Reference : Clause 2.4 of eligibility criteria) along with documentary proof.</li> <li>(o) Certificate for After Sales support certificate. (Reference: Clause 2.4 of eligibility criteria) along with documentary proof in respect of DWLR and telemetry.</li> <li>(p) Details fo DWLR's supplied installed and commissioned alongwith undertaking for no adverse report for atleast 1 year</li> <li>(q) Descriptive Documents, drawings, notes and references of operating and assembly of mechanical parts in respect of DWLR and telemetry alongwith detailed description of the goods' essential technical and performance characteristics.</li> <li>(r) A clause-by-clause commentary on the Purchaser's technical specifications demonstrating substantial responsiveness of the Goods and Services to those specifications or a statement of deviations and exceptions to the provisions of the Technical Specifications. For purposes of the commentary to be furnished above, the Bidder shall note that standards for workmanship, material and goods, and references to brand names or catalogue numbers designated by the Purchaser in its Technical Specifications are intended to be descriptive only and not restrictive. The Bidder may substitute alternative standards, brand names and/or catalogue numbers in its bid, provided that it demonstrates to the Purchaser's satisfaction that the substitutions ensure substantial equivalence to those designated in the Technical Specification along with the certificates/ documents as specified in the Scope of Work and Technical Specifications Part C, para 1.0 Scope of Work (xix)</li> <li>(s) Non-manufacturer bidders in respect of DWLR and telemetry will submit the manufacturer's authorization Form as per Proforma in Section XIX</li> <li>(t) Tender document duly signed in all pages, scan and submit online along with above.</li> </ul> <p>Duly Signed copy of Integrity Pact as per format in Section XIV</p>
------------	--

<b>2.10</b>	Bidders have the option to submit the documents listed above in <b>Clause 2.9</b> online only. In addition, original EMD & Tender Fee to be submitted to Superintending Engineer, Central Ground Water Board, Bhujal Bhawan, NH-IV Faridabad, Haryana 121001 on or before deadline of tender submission. <b>Note: Documents listed above at Clause 2.9 are to be mandatorily submitted online along with the bid.</b>
<b>2.11</b>	Deleted
<b>2.12</b>	Non-submission of any document listed in clause 2.9 & 2.10 above, will lead to rejection of the bid of the bidder.
<b>2.13</b>	The eligibility of the bidder shall be decided only as per Section-II Clause 2 Eligibility Criteria of Bidder ( <b>Clause 2.1 to 2.12</b> ), irrespective of whatsoever elsewhere is mentioned in the tender document.
<b>3</b>	<b>Cost of Bidding Document/ Tendering Expense</b>
<b>3.1</b>	The tenderer shall bear all costs and expenditure incurred and/ or to be incurred by it in connection with its tender including preparation, mailing and submission of its tender and for subsequent processing the same. The Employer will, in no case be responsible or liable for any such cost, expenditure regardless of the conduct or outcome of the tendering process.
<b>4</b>	<b>One Bid per Bidder</b>
<b>4.1</b>	Each bidder shall submit only one bid either by himself or as a partner in a Joint Venture.
<b>5</b>	<b>Site Visit</b>
<b>5.1</b>	The bidder is advised to visit and examine the site of work and its surroundings and obtain for itself on its own responsibility all information that may be necessary for preparing the Bid and entering into a contract for construction of the wells. The costs of visiting the site shall be at the bidder's own expense.
<b>6</b>	<b>Contents of Bidding Documents</b>

<p><b>6.1</b></p>	<p>In addition to Section I: "Notice inviting Tender" (NIT) the tender enquiry documents include:</p> <p>Section II: Instructions to Bidders (ITB)</p> <p>Section III: General Conditions of Contract (GCC)</p> <p>Section IV: Special Conditions of Contract (SCC)</p> <p>Section V: Scope of Work and Technical Specifications</p> <p>Section VI: Tentative List of Locations</p> <p>Section VII: Bill of Quantities and Summary of Packages</p> <p>Section VIII: Formats for Submission of Data</p> <p>Section IX: Drawings</p> <p>Section X: Bidding Data</p> <p>Section XI: Formats for Qualification Information</p> <p>Section XII: Bank Guarantee Form for EMD</p> <p>Section XIII: Bank Guarantee Form for Performance Security</p> <p>Section XIV: Tender Acceptance Form</p> <p>Section XV: Instructions for Online Submission of Tenders</p> <p>Section XVI: Safety Code</p> <p>Section XVII: Model Rules for the Protection of Health and Sanitary Arrangement for Workers</p> <p>Section XVIII: Contractor's Labour Regulations</p> <p>Section XIX: Checklist.</p> <p>Section XX: Contract form.</p>
<p><b>7</b></p>	<p><b>Pre-Bid Meeting and Clarification of Bidding Documents</b></p>
<p><b>7.1</b></p>	<p>The bidder or his official representative is invited to attend a pre-bid meeting which will take place at Central Ground Water Board, Bhujal Bhawan, NH-IV Faridabad, Haryana 121001 on _____ at _____ hours.</p>
<p><b>7.2</b></p>	<p>The purpose of the meeting will be to clarify issues and to answer questions on any matter that may be raised at that stage.</p>
<p><b>7.3</b></p>	<p>The bidder is requested to submit any questions in writing/ FAX/e-mail to reach the Employer not later than "<u>Deadline for seeking further information/ clarifications through email</u>".</p>
<p><b>7.4</b></p>	<p>Any modification of the bidding documents listed in Clause 6.1 which may become necessary as a result of the pre-bid meeting shall be made by the Employer exclusively through the issue of an Addendum/ Corrigendum and the same will be available in the web site and not through the minutes of the pre-bid meeting.</p>
<p><b>7.5</b></p>	<p>A tenderer requiring any clarification or elucidation on any issue of the tender enquiry documents may take up the same with the Employer in writing or by fax/ e-mail provided that such request is received by the critical date mentioned in Para 2 of Section I (Notice Inviting Tenders). The Employer will publish the response to such queries on CPP portal prior to the prescribed date of submission of tender.</p>



<b>7.6</b>	To assist in the examination, evaluation and comparison of bids, the Employer may at its discretion, ask any bidder for clarification of its bid, including breakdown of unit, rate. The request for clarification and the response shall be in writing, but no change in the price or substance of the bid shall be sought or offered or permitted.
<b>8</b>	<b>Amendments to Bidding Documents</b>
<b>8.1</b>	At any time prior to the deadline for submission of tenders, the Employer may, for any reason deemed fit by it, modify the tender enquiry documents by issuing suitable amendment(s) to it.
<b>8.2</b>	Such an amendment will be notified through website <a href="https://eprocure.gov.in/eprocure/app">https://eprocure.gov.in/eprocure/app</a> and will be binding on them. The tenderers are advised to visit this website from time to time till the bid submission end date and take note of amendment(s) before uploading their tender.
<b>8.3</b>	In order to provide reasonable time to the prospective tenderers to take necessary action in preparing their tenders as per the amendment, the Employer may, at its discretion extend the deadline for the submission of tenders and other allied time frames, which are linked with that deadline.
<b>9</b>	<b>Language of the Bid</b>
<b>9.1</b>	The tender submitted by the tenderer and all subsequent correspondence and documents relating to the tender exchanged between the tenderer and the Employer, shall be written in the English language.
<b>9.2</b>	The tender submitted by the tenderer and all subsequent correspondence and documents relating to the tender exchanged between the tenderer and the Employer, may also be written in the Hindi language, provided that the same are accompanied by English translation, in which case, for purpose of interpretation of the tender, the English translations shall prevail.
<b>10</b>	<b>Bid Prices</b>
<b>10.1</b>	Unless stated otherwise in the bidding document, the contract shall be for the whole Work based on the unit rates and prices in the Bill of Quantities submitted by the bidder. The bidder shall fill in rates for all items of the Work described in the Bill of Quantities in financial bid. The rate filled in BOQ against the item wise should be exclusive of tax (GST). The GST is at 18% as on date of uploading the tender through CPPP. <b>Note:</b> Bidders are requested not to fill any rates in the technical bid section otherwise the bid will summarily be rejected.

<b>10.2</b>	Prices payable to the Contractor as stated in the contract are firm and not subject to adjustment during the performance of the contract. Prices quoted in rate should be cost per unit against each item in BOQ without GST. The actual Tax GST amount as applicable shall be reimbursed to the contractor only after producing the following proof of tax amount paid to Government (i) A copy of GSTR-1, (ii) A copy of GSTR- 3B, (iii) CA certificate indicating details of invoices against which the payment under GSTR-3B has been made and any other relevant document.
<b>11</b>	<b>Currency of Bid and Payment</b>
<b>11.1</b>	The tenderer shall quote only in Indian Rupees.
<b>12</b>	<b>Bid Validity</b>
<b>12.1</b>	If not mentioned otherwise in the ITB, the tenders shall remain valid for acceptance for a period of 120 days (one hundred and twenty days) after the date of tender opening prescribed in the tender document. <b>In case the last date of submission of bid has been extended, 120 days shall be counted from extended date.</b> Any tender valid for a shorter period shall be treated as unresponsive and rejected.
<b>12.2</b>	If any tenderer withdraws his tender before the said period, then the Employer shall, without prejudice to any other right or remedy, be at liberty to forfeit the said Earnest Money.
<b>12.3</b>	In exceptional cases, the tenderers may be requested by the Employer to extend the validity of their tenders up to a specified period. Such request(s) and responses thereto shall be conveyed by post or by fax/ email followed by post. The tenderers, who agree to extend the tender validity, are to extend the same without any change or modification of their original tender and they are also to extend the validity period of the EMD accordingly. A tenderer, however, may not agree to extend its tender validity without forfeiting its EMD.
<b>12.4</b>	In case the day up to which the tenders are to remain valid falls on/ subsequently declared a holiday or closed day for the Employer, the tender validity shall automatically be extended up to the next working day.
<b>13</b>	<b>Bid Security/ Earnest Money Deposit (EMD)</b>
<b>13.1</b>	Pursuant to ITB clauses 6.1 the tenderer shall furnish along with its tender, earnest money for amount as shown in the NIT. The earnest money is required to protect the Employer against the risk of the tenderers unwarranted conduct as amplified under sub-clause 13.7 below.
<b>13.2</b>	The earnest money shall be denominated in Indian Rupees.

<b>13.3</b>	<p>The earnest money shall be furnished in one of the following forms:</p> <p>(a) Account Payee Demand Draft  (b) Fixed Deposit Receipt  (c) Banker's cheque and  (d) Bank Guarantee</p> <p>The demand draft, fixed deposit receipt or banker's cheque shall be drawn on any commercial bank in India, in favour of the authority specified in the Para 5 of NIT. In case of bank guarantee, the same is to be provided from any commercial bank in India as per the format specified under Section XII in these documents.</p>
<b>13.5</b>	<p>The earnest money shall be valid for a period of 60 (sixty) days beyond the validity period of the tender.</p>
<b>13.6</b>	<p>Unsuccessful tenderers' earnest money will be returned to them without any interest, after expiry of the tender validity period, but not later than 30 days after conclusion of the resultant contract. Successful tenderers earnest money will be returned without any interest, after receipt of performance security from that tenderer.</p>
<b>13.7</b>	<p>Earnest money of a tenderer will be forfeited, if the tenderer withdraws or amends its tender or impairs or derogates from the tender in any respect, withdraws its tender, or fails to sign the contract within the period of validity of its tender. The successful tenderers earnest money will be forfeited if it fails to furnish the required performance security within the specified period.</p>
<b>14</b>	<p><b>Bid Submission</b></p>
<b>14.1</b>	<p>Tenders shall be received online only at the website of CPP portal <a href="http://eprocure.gov.in/eprocure/app">http://eprocure.gov.in/eprocure/app</a>. All the scanned copies of documents comprising the bid shall be serially numbered and mentioned in the checklist provided in section XIX which should be the first document of the bid.</p>
<b>14.2</b>	<p>The hard copy of the technical bid with all documents uploaded online shall be sent through registered post/ courier/ by hand so as to reach the Employer within the date of opening of technical bid to facilitate tender evaluation process as sometimes the scanned copies of documents are not legible. In case any discrepancy is observed between the text of the original copy uploaded online and that in the hard copy of the same tender set submitted by registered/ speed post/ courier/ by hand, the text of the uploaded copy shall prevail.</p>
<b>14.3</b>	<p>The tenderer, after submitting its tender, is permitted to alter/ modify its tender within the deadline for submission of tender through online only.</p>

<b>14.4</b>	No tender should be withdrawn after the deadline for submission of tender and before expiry of the tender validity period. If a tenderer withdraws the tender during this period, it will result in forfeiture of the earnest money furnished by the tenderer in its tender.
<b>14.5</b>	<p><u>Documents Comprising the Tender</u></p> <p>The tender to be submitted by tenderer shall contain the following documents, duly filled in, as required:</p> <p><b>Cover 1 (Technical Bid)</b></p> <p>(a) Scanned copy of Tender Fee and EMD</p> <p>(b) Documentary evidence, as necessary in terms of clauses 2 and 16.3 establishing that the tenderer is eligible to submit the tender and, also, qualified to perform the contract if its tender is accepted.</p> <p>(c) Tender Acceptance Letter</p> <p>(d) Scanned copy of GST Registration/ TIN/ TAN/ PAN</p> <p>(e) Mandate form as per prescribed format for electronic clearing service.</p> <p><b>Cover 2</b></p> <p>(a) Financial Bid.</p> <p><b>Note:</b> (1) Only rates without GST against each item in BOQ shall be filled up. The GST @ 18% taken at the time of tender publishing in CPPP.</p> <p>(2) All BOQs will be evaluated put together as a single package. The bids will be summarily rejected if the bidder does not quote for all the BOQ's of the Package. If the bidder does not quote rate for any item of the BOQ, it will be deemed to be covered under the total cost of the BOQ.</p>
<b>14.6</b>	A tender, which does not fulfil any of the above requirements and/ or gives evasive information/ reply against any such requirement, shall be liable to be ignored and rejected.
<b>14.7</b>	The tender shall either be typed or written in indelible ink and the same shall be signed by the tenderer or by a person(s) who has been duly authorized to bind the tenderer to the contract. The letter of authorization shall be by a written power of attorney, which shall also be furnished along with the tender.
<b>14.8</b>	The tender shall be duly signed at the appropriate places as indicated in the tender documents and all other pages of the tender including printed literature, if any shall be initialled by the same person(s) signing the tender. The tender shall not contain any erasure or overwriting, except as necessary to correct any error made by the tenderer and, if there is any such correction; the same shall be initialled by the person(s) signing the tender.
<b>15</b>	<b>Bid Opening</b>

15.1	<p>The Employer will open the tenders at the specified date and time and at the specified place as indicated in the Para 2 of NIT (Section I).</p> <p>In case the specified date of tender opening falls on/ is subsequently declared a holiday or closed day for the Employer, the tenders will be opened at the appointed time and place on the next working day.</p>
15.2	<p>The bidders will be at liberty to be present either in person or through an authorised representative, who must carry 'Bid Acknowledgement Receipt', at the time of opening of bid or can view the bid opening event online at their remote end.</p> <p>The tender opening official(s) will prepare a list of the representatives attending the tender opening. The list will contain the representatives' names and signatures and corresponding tenderers' names and addresses.</p>
15.3	<p>The technical bids through online in CPPP shall be opened in the first stage, at the prescribed time and date. These bids shall be scrutinized and evaluated by the competent committee/ authority with reference to parameters prescribed in the tender document. Thereafter, in the second stage, the financial bids of only the technically acceptable offers (as decided in the first stage) shall be opened for further scrutiny and evaluation.</p> <p><b>Note: No bidders shall write the amount in anywhere in technical bid. If so the bid will be treated as non responsive and rejected such bids.</b></p>
16	<p><b>Examination of Bids and Determination of Responsiveness</b></p>
16.1	<p><u>Scrutiny and Evaluation of Tenders</u></p> <p>Tenders will be evaluated on the basis of the terms and conditions already incorporated in the tender enquiry document, based on which tenders have been received and the terms, conditions mentioned by the tenderers in their tenders. No new condition will be brought in while scrutinizing and evaluating the tenders.</p>
16.2	<p><u>Preliminary Scrutiny of Tenders</u></p> <p>The tenders will first be scrutinized to determine whether they are complete and meet the essential and important requirements, conditions as prescribed in the tender enquiry document. The tenders that do not meet the basic requirements are liable to be treated as unresponsive and ignored.</p> <p>The following are some of the important aspects, for which a tender may be declared unresponsive and ignored:</p> <ol style="list-style-type: none"> <li>(a) Tender is unsigned.</li> <li>(b) Tenderer is not eligible.</li> <li>(c) Tender validity is shorter than the required period.</li> <li>(d) Required Tender Fee and EMD have not been provided.</li> <li>(e) Tenderer has not agreed to give the required performance security.</li> <li>(f) Tenderer has not agreed to essential condition(s) specially incorporated in the tender enquiry.</li> </ol>

<b>16.3</b>	<p><u>Documents Establishing Tenderer's Eligibility and Qualifications</u> The documentary evidence needed to establish the tenderer's qualifications shall fulfil the following requirements:</p> <p>(a) Self attested copy in respect of valid registration/ enlistment with relevant authorities as mentioned in clause 2.2.</p> <p>(b) Audited Balance Sheet of last three financial years (i.e., 2019-20, 2020-21, 2021-22)</p> <p>(c) Self attested copy of 'Acceptance of Tender'/ 'Notice of Award'/ 'Contract' of similar works, as defined in clause 2.4, during the last seven years (ending on the last day of the month previous to the one in which the tenders are invited) and 'Work Completion Certificate' from the Employer for those works/ documents establishing receipt of payment for such works.</p> <p>(d) List of wells constructed by the contractor where depth of pilot hole drilling is 200 m (for soft rock/ alluvial formation) or more with supporting documents in the format prescribed in Section XI(4).</p> <p>(e) List of wells constructed by the contractor where depth of drilling is 200 m and above (hard rock/ boulder formation) or more with supporting documents in the format prescribed in Section XI(4).</p> <p>(f) All the documents as mentioned in the clause 2.9</p>
<b>16.4</b>	<p><u>Tenderers Capability to Perform the Contract</u> The Employer, through the above process of tender scrutiny and tender evaluation will determine to its satisfaction whether the tenderer, whose tender has been determined as the lowest evaluated responsive tender is eligible, qualified and capable in all respects to perform the contract satisfactorily.</p>
<b>16.5</b>	<p>The above mentioned determination will, inter alia, take into account the tenderers financial, technical and execution capabilities for satisfying all the requirements of the Employer as incorporated in the tender document. Such determination will be based upon scrutiny and examination of all relevant data and details submitted by the tenderer in its tender as well as such other allied information as deemed appropriate by the Employer.</p>
<b>16.6</b>	<p><u>Contacting the Employer</u> From the time of submission of tender to the time of awarding the contract, if a tenderer needs to contact the Employer for any reason relating to this tender enquiry and/ or its tender, it should do so only in writing.</p>
<b>16.7</b>	<p>In case a tenderer attempts to influence the Employer in the Employer's decision on scrutiny, comparison and evaluation of tenders and awarding the contract, the tender of the tenderer shall be liable for rejection in addition to appropriate administrative actions being taken against that tenderer, as deemed fit by the Employer.</p>
<b>17</b>	<b>Award Criteria</b>

<b>17.1</b>	Subject to ITB clause 17.2, the contract will be awarded to the lowest evaluated responsive tenderer decided by the Employer. All BOQs will be evaluated put together as a single package. The bids will be summarily rejected if the bidder does not quote for all the BOQ's of the Package. If the bidder does not quote rate for any item of the BOQ, it will be deemed to be covered under the total cost of the BOQ's.
<b>17.2</b>	<u>Employer's Right to Accept Any Tender and to Reject Any or All Tenders</u> The Employer reserves the right to accept in part or in full any tender or reject any tender without assigning any reason or to cancel the tendering process and reject all tenders at any time prior to award of contract i.e. signing of contract, without incurring any liability, whatsoever to the affected tenderer or tenderers.
<b>17.3</b>	<u>Variation of Quantities at the Time of Award and during the execution of work</u> At the time of awarding of contract and during the execution of work, the Employer reserves the right to increase or decrease, the quantities of works maximum up to 20% without any change in the unit price and other terms and conditions quoted by the tenderer.
<b>18</b>	<b>Notification of Award and Signing of Agreement</b>
<b>18.1</b>	Before expiry of the tender validity period, the Employer will notify the successful tenderer(s) in writing, by registered/ speed post or by email/ fax (to be confirmed by registered/ speed post) that its tender for works, also briefly indicating there in the essential details like description, specification and quantity of the works and related services and corresponding prices are accepted. The successful tenderer must furnish to the Employer the required performance security within 21 days from the date of issue of letter of acceptance. Relevant details about the performance security have been provided under GCC Clause 3 under Section III.
<b>18.2</b>	<u>Issue of Contract</u> Promptly after notification of award, the Employer will mail the contract form (as per Section XX) along with bank guarantee form in duplicate, to the successful tenderer by registered/ speed post.
<b>18.3</b>	Within 21 (twenty-one) days from the date of the contract notification, the successful tenderer will return the original copy of the contract, duly signed and dated, to the Employer by registered/ speed post.
<b>18.4</b>	<u>Non-Receipt of Performance Security and Contract by the Employer</u> Failure of the successful tenderer in providing performance security and/ or returning contract copy duly signed in terms of ITB clause 18.1, 18.2 and 18.3 above shall make the tenderer liable for forfeiture of its EMD and, also, for further actions by the Employer against it.
<b>18.5</b>	Failure of the successful Tenderer to furnish the performance Security shall constitute sufficient grounds for the annulment of the award and forfeiture of the Bid security, in which event the employer may make the award to the next lowest evaluated Tenderer or call for new tenders.

<b>18.6</b>	<u>Return of E M D</u> The earnest money of the successful tenderer and the unsuccessful tenderers shall be returned to them without any interest, whatsoever, in terms of ITB Clause 13.6.
<b>18.7</b>	<u>Publication of Tender Result</u> The result of technical evaluation, financial evaluation and award of contract shall be uploaded on CPP portal.
<b>19</b>	<b>Dispute Resolution Mechanism</b>
<b>19.1</b>	The method of dispute resolution is as indicated in the bidding document.
<b>20</b>	<b>Corrupt and Fraudulent Practices</b>
<b>20.1</b>	It is expected that bidders/suppliers/contractors under this contract observe the highest standard of ethics during the procurement and execution of this contract. In pursuance of this policy, the employer <ul style="list-style-type: none"> <li>(a) Defines for purpose of these provisions, the terms set forth below as follows: <ul style="list-style-type: none"> <li>i. 'Corrupt practice' means the offering, giving, receiving or soliciting of any thing of value to influence the action of a public official in the procurement process or in contract execution, and</li> <li>ii. 'Fraudulent practice' means a misrepresentation of facts in order to influence a procurement process or the execution of a contract to the detriment of the employer, and includes collusive practice among Bidders (prior to or after bid submission) designed to establish bid process at artificial non-competition levels and to deprive the employer of the benefits of free and open competition.</li> </ul> </li> <li>(b) Will reject a proposal for award of work if he determines that the bidder recommended for award has engaged in corrupt or fraudulent practices in competing for contract in question. Bidders shall be aware of the provision stated in clause 4.3 of the general condition of the contract.</li> </ul>



SECTION- III  
GENERAL CONDITIONS  
OF  
CONTRACT  
(GCC)

	SECTION- III
	GENERAL CONDITIONS OF CONTRACT
	<b>1 Definition and Interpretation</b>
<b>1.1</b>	<p><b>Definition</b></p> <p>In this Contract, unless the context requires otherwise, the following terms shall have the meaning ascribed to them hereunder:</p> <ul style="list-style-type: none"> <li>(i) <b>Works or work</b> means the works by or by virtue of the contract contracted to be executed whether temporary or permanent, and whether original, altered, substituted or additional.</li> <li>(ii) <b>Site</b> means the land/or other places on, into or through which work is to be executed under the contract or any adjacent land, path or street through which work is to be executed under the contract or any adjacent land, path or street which may be allotted or used for the purpose of carrying out the contract.</li> <li>(iii) The <b>Contractor</b> means the individual, firm or company, whether incorporated or not, undertaking the works and includes the legal representative of such individual, or the successors of such firm or company and the permitted assignees of such individual, firm or company.</li> <li>(iv) The expression <b>President</b>, Government or Government of India means the President of India and his successors in office.</li> <li>(v) The contract agreement is being carried out through the Chairman, CGWB on behalf of the President of India,.</li> <li>(vi) The <b>Employer</b> means Superintending Engineer, CGWB acting on behalf of the Chairman, CGWB</li> <li>(vii) The <b>Engineer in charge</b> who is a representative of the Executive Engineer, concerned Division, CGWB shall supervise the work.</li> <li>(viii) <b>Accepting Authority</b> means the authority mentioned in Bidding Data.</li> <li>(ix) <b>Accepted Risks</b> are risks due to riots (other than those on account of contractor's employees),war (whether declared or not) invasion, act of foreign enemies, hostilities, civil war, rebellion, revolution, insurrection, military or usurped power, any acts of Government, damage from aircraft, acts of God such as earthquake, lightening and unprecedented floods, and other causes over which the contractor has no control and accepted as such by the Accepting Authority or causes solely due to use or occupation by Government of the part of the works in respect of which a certificate of completion has been issued or a cause solely due to Employer's faulty design of works.</li> <li>(x) <b>Market Rate</b> shall be the rate as decided by the Employer on the basis of the cost of materials and labour at the site where the work is to be executed plus the percentage mentioned in Bidding Data to cover all overheads and profits.</li> <li>(xi) <b>Schedule(s)</b> referred to in these conditions shall mean the relevant schedule(s) annexed to the bid papers or the standard Schedule of Rates of the Government mentioned in Bidding Data hereunder, with the amendments thereto issued up to the date of receipt of the bid.</li> <li>(xii) <b>Bid Amount</b> means the value of the entire work as stipulated in the letter of award.</li> <li>(xiii) <b>Employer site representative</b> means <i>Hydrogeologist of the Regional office &amp; Engineer of the Divisional office, nominated by concern Regional Director of</i></li> </ul>

	<p><b>CGWB</b></p> <p>(xiv) <b>GST</b> shall mean Goods and Service Tax - Central, State and Inter State.</p>
<b>1.2</b>	<p><b>Interpretation</b></p> <p>(i) The <b>Contract</b> means and includes the documents forming the bids and acceptance thereof and the formal agreement executed between the competent authority on behalf of the President of India and the bidders, together with the documents referred to therein including these conditions, the specifications, designs, drawings and instructions issued from time to time by the Employer and all these documents taken together, shall be deemed to form one contract and shall be complementary to one another.</p> <p>(ii) Where the context so requires, words imparting the singular only also include the plural and vice versa. Any reference to masculine gender shall whenever required include feminine gender and vice versa.</p> <p>(iii) Headings and Marginal notes to these General Conditions of Contract shall not be deemed to form part thereof or be taken into consideration in the interpretation or construction thereof or of the contract.</p> <p>(iv) The original Contract shall remain with the Employer. The contractor shall be furnished, free of cost one certified copy of the contract documents together with all drawings as may be forming part of the bidding documents except standard specifications, Schedule of Rates and similar other printed and published documents. None of these documents shall be used for any purpose other than that of this contract.</p>
<b>1.3</b>	<p><b>Discrepancies &amp; Adjustment of Errors</b></p> <p>The several documents forming Contract are to be taken as mutually explanatory of one another, detailed drawings being followed in preference to small scale drawing and figured dimensions in preference to scale and special conditions in preference to General Conditions.</p> <p>In the case of discrepancy between the schedule of Quantities, the Specifications and/or the Drawings, the following order of preference shall be observed:</p> <p>(i) Description of Schedule of Quantities.</p> <p>(ii) Particular Specification and Special Condition, if any.</p> <p>(iii) Drawings.</p> <p>(iv) Technical Specifications.</p> <p>(v) Indian Standard Specifications of B.I.S.</p> <p>If there are varying or conflicting provisions made in any one document forming part of the contract, the Accepting Authority shall be the deciding authority with regard to the intention of the document and his decision shall be final and binding on the Contractor.</p> <p>Any error in description, quantity or rate in Schedule of Quantities or any omission there from shall not vitiate the Contract or release the Contractor from the execution of the whole or any part of the works comprised therein according to drawings and specifications or from any of his obligations under the contract.</p>
<b>1.4</b>	<p><b>Sufficiency of Tender</b></p>

	<p>The Contractor shall be deemed to have satisfied himself before tendering as to the correctness and sufficiency of his tender information for the works and of the rates and prices quoted in the Schedule of Quantities, which rates and prices shall, except as otherwise provided, cover all his obligations under the Contract and all matters and things necessary for the proper completion and maintenance of the works.</p>
<b>1.5</b>	<p><b>Signing of Contract</b></p> <p>The successful bidder, on acceptance of his tender by the Accepting Authority, shall, within 15 days from the stipulated date of start of the work, sign and execute the Contract consisting of:</p> <ul style="list-style-type: none"> <li>(i) the invitation for bids, all the documents including drawings, if any, forming the tender as issued at the time of invitation of tender and acceptance thereof together with any correspondence leading thereto, and</li> <li>(ii) Standard Form as mentioned in Bidding Data consisting of: <ul style="list-style-type: none"> <li>a) Various standard clauses with corrections up to the date along with annexure thereto.</li> <li>b) Safety Code.</li> <li>c) Model Rules for the protection of health, sanitary arrangements for workers employed; and</li> <li>d) Contractor's Labour Regulations.</li> </ul> </li> </ul>
<b>1.6</b>	<p><b>Works to be carried out</b></p> <p>The work to be carried out under the Contract shall, except as otherwise provided in these conditions, include all labour, materials, tools, plants, equipment and transport which may be required in preparation of and for and in the full and entire execution and completion of the works. The descriptions given in the Schedule of Quantities shall, unless otherwise stated, be held to include wastage on materials, carriage and cartage, carrying and return of empties, hoisting, setting, fitting and fixing in position and all other labours necessary in and for the full and entire execution and completion of the work as aforesaid in accordance with good industry practice and recognized principles.</p>
<b>2</b>	<p><b>General Obligations</b></p>
<b>2.1</b>	<p><b>Work not to be Sublet and Action in Case of Insolvency or Attempt to influence contract:</b></p> <p>The contract shall not be assigned or sublet without the prior written approval of the Employer. If the contractor shall assign or sublet his contract, or attempt to do so, or become insolvent or commence any insolvency proceedings or make any composition with his creditors or attempt to do so, or if any bribe, gratuity, gift, loan, perquisite, reward or advantage pecuniary or otherwise, shall either directly or indirectly, before or after the execution of the contract be given, promised or offered by the contractor, or any of his servants or agent or associate to any public officer or person in the employ of Government in any way relating to his office or employment, or if any such officer or person shall become in any way directly or indirectly interested in the contract, the Employer shall have power to adopt the course specified in Clause 8.3 hereof in the interest of Government and in the event of such course being adopted, the consequences specified in the said Clause</p>

	shall ensue.
<b>2.2</b>	<p><b>Changes in Contractor's organization to be approved:</b></p> <p>Where the contractor is a partnership firm, the previous approval in writing of the Employer shall be obtained before any change is made in the constitution of the firm. Where the Contractor is an individual or a Hindu undivided family business concern such approval as aforesaid shall likewise be obtained before the Contractor enters into any partnership agreement where-under the partnership firm would have the right to carry out the works undertaken by the Contractor. If previous approval as aforesaid is not obtained, the contract shall be deemed to have been assigned in contravention of Clause 2.1 hereof and the same action may be taken, and the same consequences shall ensue as provided in the said Clause.</p>
<b>2.3</b>	<p><b>Contractor to Indemnify Government Against Patent Rights:</b></p> <p>The Contractor shall fully indemnify and keep indemnified the Employer against any action, claim or proceeding relating to infringement or use of any patent or design or any alleged patent or design rights or Intellectual Property Rights and shall pay any royalties which may be payable in respect of any article or part thereof included in the contract. In the event of any claims made under or action brought against the Employer, in respect of any such matters as aforesaid, the contractor shall be notified thereof and the contractor shall be at liberty, at his own expense, to settle any dispute or to conduct any litigation that may arise there from, provided that the contractor shall not be liable to indemnify the Employer if the infringement of the patent or design or any alleged patent or design right is the direct result of an order passed by the Employer in this behalf.</p>
<b>2.4</b>	<p><b>Withholding and Lien in Respect of Sums Due from Contractor:</b></p> <p>(i) Whenever any claim or claims for payment of a sum of money arises out of or under the contract against the contractor, the Employer or the Government shall be entitled to withhold and also have a lien to retain such sum or sums in whole or in part from the security, if any deposited by the contractor and for the purpose aforesaid, the Employer or the Government shall be entitled to withhold the security deposit, if any, furnished as the case may be and also have a lien over the same pending finalization or adjudication of any such claim. In the event of the security being insufficient to cover the claimed amount or amounts or if no security has been taken from the contractor, the Employer or the Government shall be entitled to withhold and have a lien to retain to the extent of such claimed amount or amounts referred to above, from any sum or sums found payable or which may at any time thereafter become payable to the contractor under the same contract or any other contract with the Employer or the Government or any contracting person through the Employer pending finalization of adjudication of any such claim.</p> <p>It is an agreed term of the contract that the sum of money or moneys so withheld or retained under the lien referred to above by the Employer or Government will be kept withheld or retained as such by the Employer or Government till the claim arising out of or under the contract is determined by the arbitrator (if the contract is governed by the arbitration clause) or by the competent court, as the case may be</p>

	<p>and that the contractor will have no claim for interest or damages whatsoever on any account in respect of such withholding or retention under the lien referred to above and duly notified as such to the contractor. For the purpose of this clause, where the contractor is a partnership firm or a limited company, the Employer or the Government shall be entitled to withhold and also have a lien to retain towards such claimed amount or amounts in whole or in part from any sum found payable to any partner/limited company as the case may be, whether in his individual capacity or otherwise.</p> <p>(ii) Government shall have the right to cause an audit and technical examination of the works and the final bills of the contractor including all supporting vouchers, abstract, etc., to be made after payment of the final bill and if as a result of such audit and technical examination any sum is found to have been overpaid in respect of any work done by the contractor under the contract or any work claimed to have been done by him under the contract and found not to have been executed, the contractor shall be liable to refund the amount of over-payment and it shall be lawful for Government to recover the same from him in the manner prescribed in sub-clause (i) of this clause or in any other manner legally permissible; and if it is found that the contractor was paid less than what was due to him under the contract in respect of any work executed by him under it, the amount of such under payment shall be duly paid by Government to the contractor, without any interest thereon whatsoever.</p> <p>Provided that the Government shall not be entitled to recover any sum overpaid, nor the contractor shall be entitled to payment of any sum paid short where such payment has been agreed upon between Employer on the one hand and the contractor on the other under any term of the contract permitting payment for work after assessment by the Employer.</p> <p>Any sum of money due and payable to the contractor (including the security deposit returnable to him) under the contract may be withheld or retained by way of lien by the Employer or the Government or any other contracting person or persons through Employer against any claim of the Employer or Government or such other person or persons in respect of payment of a sum of money arising out of or under any other contract made by the contractor with the Employer or the Government or with such other person or persons.</p> <p>It is an agreed term of the contract that the sum of money so withheld or retained under this clause by the Employer or the Government will be kept withheld or retained as such by the Employer or the Government or till his claim arising out of the same contract or any other contract is either mutually settled or determined by the arbitration clause or by the competent court, as the case may be and that the contractor shall have no claim for interest or damages whatsoever on this account or on any other ground in respect of any sum of money withheld or retained under this clause and duly notified as such to the contractor.</p>
<p><b>2.5</b></p>	<p><b>Levy/ Taxes Payable By The Contractor:</b></p> <p>(i) GST, Building and other Construction Workers Welfare Cess or any other tax, levy or Cess in respect of input for or output by this contract shall be payable by the contractor and Government shall not entertain any claim whatsoever in this respect.</p>

	<p>(ii) The Contractor shall deposit royalty and obtain necessary permit for supply of the materials from local authorities.</p> <p>(iii) If pursuant to or under any law, notification or order any royalty, cess or the like becomes payable by the Employer and does not any time become payable by the contractor to the State Government or Local authorities in respect of any material used by the contractor in the works then in such a case, it shall be lawful to the Employer and it will have the right and be entitled to recover the amount paid in the circumstances as aforesaid from the dues of the contractor.</p>
<b>2.6</b>	<p><b>Conditions for Reimbursement of Levy/ Taxes, if Levied after Receipt of Tenders</b></p> <p>All tendered rates shall be inclusive of all taxes (excluding GST) and levies payable under respective statutes.</p> <p>However, pursuant to the Constitution (46th Amendment) Act, 1982, if any further tax or levy is imposed by Statute, after the last stipulated date for the receipt of tender including extensions if any and the contractor thereupon necessarily and properly pays such taxes/ levies, the contractor shall be reimbursed the amount so paid, provided such payment, if any, is not, in the opinion of the Employer (whose decision shall be final and binding on the contractor) attributable to delay in execution of work within the control of the contractor.</p> <p>The contractor shall keep books of accounts and other documents for the purpose of this condition as may be necessary to clearly arrive at such amounts and shall allow inspection of the same by a duly authorized representative of the Employer and further shall furnish such other information/ document as the Employer may require from time to time.</p>
<b>2.7</b>	<p><b>Relative Working in the Department:</b></p> <p>The Contractor shall not be permitted to tender for works with the Employer office in which his near relative is posted as Divisional Accountant or as an officer in any capacity as Engineer. He shall also intimate the names of persons who are near relatives to any Gazetted Officer in the department or in the Ministry who are working with him in any capacity or are subsequently employed by him. Any breach of this condition by the Contractor shall render him liable to be removed from the approved list of contractors of the Department. If, however, the contractor is registered in any other department, he shall be debarred from tendering for any breach of this condition.</p> <p>NOTE: By the term "near relatives" is meant wife, husband, parents and grandparents, children and grand children, brothers and sisters, uncles, aunts and cousins and their corresponding in-laws.</p>
<b>2.8</b>	<p><b>Prohibition to Work as Contractor</b></p> <p>No engineer of gazetted rank or other gazetted officer employed in engineering or administrative duties in an engineering department of the Government of India shall work as a Contractor or employee of a Contractor for a period of two years after his retirement from government service without the previous permission of Government of India in writing. This contract is liable to be cancelled if either the Contractor or any of his employees is found at any time to be such a person who had not obtained the permission of Government of India as aforesaid, before submission of the tender or engagement in the contractor's service, as the case may be.</p>

2.9	<p><b>Provisions of the Apprentices Act to be Complied with</b></p> <p>The Contractor shall comply with the provisions of the Apprentices Act, 1961 and the rules and orders issued there under from time to time. If he fails to do so, his failure will be a breach of the contract and the Employer may, in his discretion, cancel the contract. The Contractor shall also be liable for any pecuniary liability arising on account of any violation by him of the provisions of the said Act.</p>
3.0	<p><b>Security for performance:</b></p>
3.1	<p><b>Performance Guarantee:</b></p> <p>(i) The Contractor shall submit an irrevocable Performance Guarantee of 10% (Ten percent) of the tendered amount in addition to other deposits mentioned elsewhere in the contract for his proper performance of the Contract agreement, (not withstanding and/or without prejudice to any other provisions in the contract) within 21 days of issue of letter of Acceptence. This period can be further extended by the Employer up to a maximum period of 7 days on written request of the contractor stating the reason for delays in procuring the Bank Guarantee, to the satisfaction of the Employer. This guarantee shall be in the form of Government Securities or Fixed Deposit Receipts or Guarantee Bonds of any Scheduled Bank or State Bank India in accordance with the form annexed hereto. In case a fixed deposit receipt is furnished by the contractor to the Government as part of the performance guarantee and the Bank is unable to make payment against the said fixed deposit receipt, the loss caused thereby shall fall on the contractor and the contractor shall forthwith on demand furnish additional security to the Government to make good the deficit.</p> <p>(ii) A letter of intent shall be issued in the first instance information the successful tenderer of the decision of the competent authority to accept his tender and the award letter shall be issued only after the Performance Guarantee in any of the prescribed form is received. In case of failure by the contractor to furnish the performance guarantee within the specified period, Government shall without prejudice to any other right or remedy available in law, be at liberty to forfeit the earnest money absolutely.</p> <p>(iii) The Performance Guarantee shall be initially valid up to the stipulated date of completion plus 12months beyond that. In case the time for completion of work gets enlarged, the Contractor shall get the validity of Performance Guarantee extended to cover such enlarged time for completion of work. After recording of the completion certificate for the work by the competent authority, the performance guarantee shall be returned to the contractor, without any interest.</p> <p>(iv) The Employer shall not make a claim under the performance guarantee except for amounts to which the President of India is entitled under the contract (not withstanding and/or without prejudice to any other provisions in the Contract agreement) in the event of:</p> <p>a) Failure by the Contractor to extend the validity of the Performance Guarantee as described herein above, in which event the Employer may claim the full amount of the Performance Guarantee.</p> <p>b) Failure by the Contractor to pay President of India any amount due, either as agreed by the contractor or determined under any of the Clauses/ Conditions of the</p>



	<p>Contract, within 30days of the serving of notice to this effect by Employer.</p> <p>(v) In the event of the Contract being determined or rescinded under provision of any of the Clause/ Condition of the agreement, the performance guarantee shall stand forfeited in full and shall be absolutely at the disposal of the President of India, the employer.</p>
<b>3.2</b>	<p><b>Recovery of Security Deposit:</b></p> <p>Deleted</p>
<b>4</b>	<p><b>Execution of Work</b></p>
<b>4.1</b>	<p><b>Works To Be Executed In Accordance With Specifications, Drawings, Orders Etc.:</b></p> <p>The Contractor shall execute the whole and every part of work i.e. all items of BOQ in the most substantial and workmanlike manner both as regards materials and otherwise in every respect in strict accordance with the specifications. The Contractor shall also conform exactly, fully and faithfully to the design, drawings and instructions in writing in respect of the work signed by the Employer and the Contractor shall be furnished free of charge one copy of the contract documents together with specifications, designs, drawings and instructions as are not included in the standard specifications specified in Bidding Data or in any Bureau of Indian Standard or any other, published standard or code or, Schedule of Rates or any other printed publication referred to elsewhere in the contract.</p> <p>The contractor shall comply with the provisions of the contract and with the care and diligence execute and maintain the works and provide all labour and materials, tools and plants including for measurements and supervision of all works, structural plans and other things of temporary or permanent nature required for such execution and maintenance in so far as the necessity for providing these, is specified or is reasonably inferred from the contract. The Contractor shall take full responsibility for adequacy, suitability and safety of all the works and methods of construction.</p>
<b>4.2</b>	<p><b>Deviations/Variations Extent and Pricing:</b></p> <p>The Employer shall have power (i) to make alteration in, omissions from, additions to, or substitutions for the original specifications, drawings, designs and instructions that may appear to him to be necessary or advisable during the progress of the work, and (ii) to omit a part of the works in case of non-availability of a portion of the site or for any other reasons and the Contractor shall be bound to carry out the works in accordance with any instructions given to him in writing signed by the Employer and such alterations, omissions, additions or substitutions shall form part of the contract as if originally provided therein and any altered, additional or substituted work which the Contractor may be directed to do in the manner specified above as part of the works, shall be carried out by the Contractor on the same conditions in all respects including price on which he agreed to do the main work except as hereafter provided.</p> <p>The time for completion of the works shall, in the event of any deviations resulting in additional cost over the tendered value sum being ordered, be extended, if requested by the Contractor, as follows:</p>

- (i) In the proportion which the additional cost of the altered, additional or substituted work, bears to the original tendered value plus
- (ii) 25% of the time calculated in (i) above or such further additional time as may be considered reasonable by the Employer.

In the case of extra item(s) the Contractor may within fifteen days of receipt of order or occurrence of the item(s) claim rates, supported by proper analysis, for the work and the Employer shall within one month of the receipt of the claims supported by analysis, after giving consideration to the analysis of the rates submitted by the Contractor, determine the rates on the basis of the market rates and the Contractor shall be paid in accordance with the rates so determined.

In the case of substituted items, the rate for the agreement item (to be substituted) and substituted item shall also be determined in the manner as mentioned in the aforesaid para.

- (i) If the market rate for the substituted item so determined is more than the market rate of the agreement item (to be substituted) the rate payable to the Contractor for the substituted item shall be the rate for the agreement item (to be substituted) so increased to the extent of the difference between the market rates of substituted item and the agreement item (to be substituted).
- (ii) If the market rate for the substituted item so determined is less than the market rate of the agreement item (to be substituted) the rate payable to the contractor for the substituted item shall be the rate for the agreement item (to be substituted) so decreased to the extent of the difference between the market rates of substituted item and the agreement item (to be substituted).

In the case of contract items, substituted items, contract cum substituted items, which exceed the limits laid down in Bidding Data, the contractor may within 15 days of receipt of order or occurrence of the excess, claim revision of the rates, supported by proper analysis, for the work in excess of the above mentioned limits, provided that if the rates so claimed are in excess of the rates specified in the schedule of quantities the Employer shall within **one** month of receipt of the claims supported by analysis, after giving consideration to the analysis of the rates submitted by the contractor, determine the rates on the basis of the market rates and the contractor shall be paid in accordance with the rates so determined.

The provisions of the preceding paragraph shall also apply to the decrease in the rates of items for the work in excess of the limits laid down in Bidding Data, and the Employer shall after giving notice to the contractor within **one** month of occurrence of the excess and after taking into consideration any reply received from him within 15 days of the receipt of the notice, revise the rates for the work in question within one month of the expiry of the said period of 15 days having regard to the market rates.

The Contractor shall send to the Employer once every 3 months an up to date account giving complete details of all claims for additional payments to which the Contractor may consider himself entitled and of all additional work ordered by the Employer which he has executed during the preceding quarter failing which the Contractor shall be deemed to have waived his right. However, the Employer may authorize consideration of such claims on merits.

**4.3 Action in Case Work not Done as per Specifications:**

All works under or in course of execution or executed in pursuance of the contract shall at all times be open and accessible to the inspection and supervision of the Employer, his authorized subordinates in charge of the work and all the superior officers, officer of the Quality Control Organization of the Department and of the Chief Technical Examiner's Office, and the Contractor shall, at all times, during the usual working hours and at all other times at which reasonable notice of the visit of such officers has been given to the Contractor, either himself be present to receive orders and instructions or have a responsible agent duly accredited in writing, present for that purpose. Orders given to the Contractor's agent shall be considered to have the same force as if they had been given to the Contractor himself.

If it shall appear to the Employer or his authorized subordinates in-charge of the work or to the Engineer in charge of Quality Control or his subordinate officers or to the Chief Technical Examiner or his subordinate officers, that any work has been executed with unsound, imperfect, or unskilful workmanship, or with materials or articles provided by him for the execution of the work which are unsound or of a quality inferior to that contracted or otherwise not in accordance with the contract the Contractor shall, on demand in writing which shall be made within 6 months of the completion of the work from the Employer specifying the work, materials or articles complained of notwithstanding that the same may have been passed, certified and paid for forthwith rectify, or remove and reconstruct the work so specified in whole or in part, as the case may require or as the case may be, remove the materials or articles so specified and provide other proper and suitable materials or articles at his own charge and cost. In the event of the failing to do so within a period specified by the Employer in his demand aforesaid, then the Contractor shall be liable to pay compensation at the same rate as under clause 8.2 of the contract (for non-completion of the work in time) for this default.

In such case the Employer may not accept the item of work at the rates applicable under the contract but may accept such items at reduced rates as the competent authority may consider reasonable during the preparation of on account bills or final bill if the item is so acceptable without detriment to the safety and utility of the item and the structure or he may reject the work outright without any payment and/or get it and other connected and incidental items rectified, or removed and re-executed at the risk and cost of the Contractor. Decision of the Employer to be conveyed in writing in respect of the same will be final and binding on the Contractor.

**4.4 Contractor Liable For Damages, Defects During Defects liability period:**

The work or any part is being executed, or if any damage shall happen to the work while in progress, from any cause whatever or if any defect, shrinkage or other faults appear in the work within the period as specified in the Bidding Document after a certificate final or otherwise of its completion shall have been given by the Employer as aforesaid arising out of defect or improper materials or workmanship the Contractor shall upon receipt of a notice in writing on that behalf make the same good at his own expense or in default the Employer cause the same to be made good by other workmen and deduct the expense from any sums that may be due or at any time thereafter may become due to the Contractor, or **from his security deposit or the proceeds of sale thereof** or of a sufficient portion thereof. The security deposit of the Contractor shall not be refunded before the expiry defects

	liability period after the issue of the certificate final or otherwise, of completion of work, or till the final bill has been prepared and passed whichever is later.
<p><b>4.5</b></p>	<p><b>Contractor Shall Supply Tools &amp; Plants, etc. :</b></p> <p>The Contractor shall provide at his own cost all materials , plant, tools, appliances , implements, ladders, cordage, tackle, scaffolding and temporary works required for the proper execution of the work, whether original, altered or substituted and whether included in the specifications or other documents forming part of the contract or referred to in these conditions or not, or which may be necessary for the purpose of satisfying or complying with the requirements of the Employer as to any matter as to which under these conditions he is entitled to be satisfied, or which he is entitled to require together with carriage thereof to and from the work. The Contractor shall also supply without charge the requisite number of persons with the means and materials, necessary for the purpose offsetting out works, and counting, weighing and assisting the measurement for examination at any time and from time to time of the work or materials. Failing his so doing, the same may be provided by the Employer at the expense of the Contractor and the expenses may be deducted, from any money due to the Contractor, under this contract or otherwise and/or from his security deposit or the proceeds of sale thereof, or of a sufficient portions thereof.</p>
<p><b>4.6</b></p>	<p><b>Employment of Technical Staff and Employees:</b></p> <p>Contractors Superintendence, Supervision, Technical Staff &amp; Employees</p> <p>(i) The contractor shall provide all necessary superintendence during execution of the work and all along thereafter as may be necessary for proper fulfilling of the obligations under the contract. The contractor shall immediately after receiving letter of acceptance of the Bid and before commencement of the work, intimate in writing to the Employer the name(s), qualifications, experience, age, address(s) and other particulars along with certificates of the principal technical representative to be in charge of the work and other technical representative(s) who will be supervising the work. Minimum requirement of such technical representative(s) and their qualifications and experience shall not be lower than specified in Bidding Document. The Employer shall within 3 days of receipt of such communication intimate in writing his approval or otherwise of such representative(s) to the contractor. Any such approval may at any time be withdrawn and in case of such withdrawal, the contractor shall appoint another such representative(s) according to the provisions of this clause. Decision of the bid accepting authority shall be final and binding on the contractor in this respect. Such a principal technical representative and other technical representative(s) shall be appointed by the contractor soon after receipt of the approval from Employer and shall be available at site before start of work. All the provisions applicable to the principal technical representative under the clause will also be applicable to other technical representative(s). The principal technical representative and other technical representative(s) shall be present at the site of work for supervision at all times when any construction activity is in progress and also present himself/themselves, as required, to the Employer and/or his designated representative to take instructions. Instructions given to the technical representative(s) shall be deemed to have the same post as if these have been given to the contractor. The principal technical representative(s) shall be actually available at site fully during all stages of execution of work, during recording/checking/test checking of measurement of works and whenever</p>

	<p>so required by the Employer and shall also note down instructions conveyed by the Employer or his designated representative(s) in the Site Order Book and shall affix his/their signature(s) in token of noting down the instructions and in token of acceptance of measurements/ checked measurements/ test checked measurements. The representative(s) shall not look after any other work. Substitutes, duly approved by Employer of the work in similar manner as aforesaid shall be provided in event of absence of any of the representative(s) by more than two days. If the Employer, whose decision in this respect is final and binding on the contractor, is convinced that no such technical representative(s) is/are effectively appointed or/is/are effectively attending or fulfilling the provision of this clause, a recovery (non-refundable) shall be effected from the contractor as specified in Bidding Data and the decision of the Employer as recorded in the Site Order Book and measurements recorded, checked/test checked in Measurement Books shall be final and binding on the contractor. Further if the contractor fails to appoint a suitable principal technical representative and/or other technical representative(s) and if such appointed persons are not effectively present or are absent by more than two days without duly approved substitute or do not discharge their responsibilities satisfactorily, the Employer shall have full powers to suspend the execution of the work until such date as a suitable other technical representative(s) is/are appointed and the contractor shall be held responsible for the delay so caused to the work. The contractor shall submit a certificate of employment of the technical representative(s) along with every on account bill/final bill and shall produce evidence if at any time so required by the Employer.</p> <p>(ii) The contractor shall provide and employ on the site only such technical assistants as are skilled and experienced in their respective fields and such foremen and supervisory staff as are competent to give proper supervision to the work. The contractor shall provide and employ skilled, semiskilled and unskilled labour as is necessary for proper and timely execution of the work. The minimum strength of trained and certified workers shall be 5 % of the total strength employed. The accepted certification shall be granted by government authorize organizations.</p> <p>(iii) The Employer shall be at liberty to object to and require the Contractor to remove from the works any person who in his opinion misconducts himself, or is incompetent or negligent in the performance of his duties or whose employment is otherwise considered by the Employer to be undesirable. Such person shall not be employed again at works site without the written permission of the Employer and the persons so removed shall be replaced as soon as possible by competent substitutes.</p>
<p><b>5.0</b></p>	<p><b>Materials and Machineries</b></p>
<p><b>5.1</b></p>	<p><b>Materials to be Provided by the Contractor :</b></p> <p>(i) The Contractor shall, at his own expense, provide all materials, required for the works other than those which are stipulated to be supplied by the Employer.</p> <p>The Contractor shall, at his own expense and without delay, supply to the Employer samples of materials to be used on the work and shall get these approved in advance. All such materials to be provided by the Contractor shall be in conformity with the specifications laid down or referred to in the contract. The Contractor shall, if requested by the Employer furnish proof, to the satisfaction of the Employer that the materials so comply.</p>

The Employer shall within 10 days of supply of samples or within such further period as he may require intimate to the Contractor in writing whether samples are approved by him or not. If samples are not approved, the Contractor shall forthwith arrange to supply to the Employer for his approval fresh samples complying with the specifications laid down in the contract. When materials are required to be tested in accordance with specifications, approval of the Employer shall be issued after the test results are received.

The Contractor shall at his risk and cost submit the samples of materials to be tested or analysed and shall not make use of or incorporate in the work any materials represented by the samples until the required tests or analysis have been made and materials finally accepted by the Employer. The Contractor shall not be eligible for any claim or compensation either arising out of any delay in the work or due to any corrective measures required to be taken on account of and as a result of testing of materials.

The contractor shall, at his risk and cost, make all arrangements and shall provide all facilities as the Employer may require for collecting, and preparing the required number of samples for such tests at such time and to such place or places as may be directed by the Employer and bear all charges and cost of testing unless specifically provided for otherwise elsewhere in the contract or specifications. The Employer or his authorized representative shall at all times have access to the works and to all workshops and places where work is being prepared or from where materials, manufactured articles or machinery are being obtained for the works and the Contractor shall afford every facility and every assistance in obtaining the right to such access.

The Employer shall have full powers to require the removal from the premises of all materials which in his opinion are not in accordance with the specifications and in case of default, the Employer shall be at liberty to employ at the expense of the Contractor, other persons to remove the same without being answerable or accountable for any loss or damage that may happen or arise to such materials. The Employer shall also have full powers to require other proper materials to be substituted thereof and in case of default, the Employer because the same to be supplied and all costs which may attend such removal and substitution shall be borne by the Contractor.

**(ii) Mobilization advance**

Mobilization advance not exceeding 10% of the tendered value may be given, if requested by the contractor in writing within one month of the order to commence the work. Such advance shall be in two or more installments to be determined by the Engineer-in- Charge at his sole discretion. The first installment of such advance shall be released by the Engineer-in-charge to the contractor on a request made by the contractor to the Engineer-in-Charge in this behalf. The second and subsequent installments shall be released by the Engineer-in- Charge only after the contractor furnishes a proof of the satisfactory utilization of the earlier installment to the entire satisfaction of the Engineer-in-Charge. Before any installment of advance is released, the contractor shall execute a Bank Guarantee Bonds not more than 6 in number from Scheduled Bank for the amount equal to 110% of the amount of advance and valid for the period till recovery of advance. This (Bank Guarantee from Scheduled Bank for the amount equal to 110% of the balance amount of advance) shall be kept renewed from time to time to cover the balance amount and likely period of complete recovery.

**(iii) Interest & Recovery**

	<p>The mobilization advance in (ii) above bear simple interest at the rate of 10 percent per annum and shall be calculated from the date of payment to the date of recovery, both days inclusive, on the outstanding amount of advance. Recovery of such sums advanced shall be made by the deduction from the contractors bills commencing after first ten percent of the gross value of the work is executed and paid, on pro-rata percentage basis to the gross value of the work billed beyond 10% in such a way that the entire advance is recovered by the time eighty percent of the gross value of the contract is executed and paid, together with interest due on the entire outstanding amount up to the date of recovery of the installment.</p> <p>If the circumstances are considered reasonable by the Engineer-in-Charge, the period mentioned in (ii) and (iii) for request by the contractor in writing for grant of mobilization advance may be extended at the discretion of the Engineer-in-Charge.</p>
<p><b>5.2</b></p>	<p><b>Dismantled Material Government Property:</b></p> <p>The Contractor shall treat all materials obtained during dismantling of a structure, excavation of the site for a work, etc. as Government's property and such materials shall be disposed off to the best advantage of Government according to the instructions in writing issued by the Employer.</p>
<p><b>5.3</b></p>	<p><b>Arrangement for Water for Construction:</b></p> <p>The contractor(s) shall make his/ their own arrangements for water required for the work and nothing extra will be paid for the same. This will be subject to the following conditions.</p> <ul style="list-style-type: none"> <li>(i) That the water used by the contractor(s) shall be fit for construction purposes to the satisfaction of the Engineer-in-Charge.</li> <li>(ii) The Engineer-in-Charge shall make alternative arrangements for supply of water at the risk and cost of contractor(s) if the arrangements made by the contractor(s) for procurement of water are in the opinion of the Engineer-in- Charge, unsatisfactory.</li> </ul>
<p><b>5.4</b></p>	<p>Deleted</p>
<p><b>6.0</b></p>	<p><b>Measurement and Payment</b></p>
<p><b>6.1</b></p>	<p><b>Measurements of Work Done:</b></p> <p>Engineer in charge shall, except as otherwise provided, ascertain and determine by measurement the value in accordance with the contract of work done.</p> <p>All measurement of all items having financial value shall be entered in Computerized Measurement Book and/or level field book so that a complete record is obtained of all works performed under the contract.</p> <p>All measurements and levels shall be taken jointly by the Engineer in charge or his authorized representative and by the contractor or his authorized representative from time to time during the progress of the work and such measurements shall be signed and dated by the Engineer and the contractor or their representatives in token of their acceptance. If the contractor objects to any of the measurements recorded, a note shall be made to that effect with reason and signed by both the parties.</p> <p>If for any reason the contractor or his authorized representative is not available and the</p>

	<p>work of recording measurements is suspended by the Employer or his representative, the Employer shall not entertain any claim from contractor for any loss or damages on this account. If the contractor or his authorized representative does not remain present at the time of such measurements after the contractor or his authorized representative has been given a notice in writing three (3) days in advance or fails to countersign or to record objection within a week from the date of the measurement, then such measurements recorded in his absence by the Engineer in Charge or his representative shall be deemed to be accepted by the Contractor.</p> <p>The contractor shall, without extra charge, provide all assistance with every appliance, labour and other things necessary for measurements and recording levels.</p> <p>Except where any general or detailed description of the work expressly shows to the contrary, measurements shall be taken in accordance with the procedure set forth in the specifications notwithstanding any provision in the relevant Standard Method of measurement or any general or local custom. In the case of items which are not covered by specifications, measurements shall be taken in accordance with the relevant standard method of measurement issued by the Bureau of Indian Standards and if for any item no such standard is available then a mutually agreed method shall be followed.</p> <p>The Contractor shall give not less than seven days' notice to the Employer or his authorized representative in-charge of the work before covering up or otherwise placing beyond the reach of measurement any work in order that the same may be measured and correct dimensions thereof be taken before the same is covered up or placed beyond the reach of measurement and shall not cover up and place beyond reach of measurement any work without consent in writing of the Employer or his authorized representative in-charge of the work who shall within the aforesaid period of seven days inspect the work, and if any work shall be covered up or placed beyond the reach of measurements without such notice having been given or the Employer's consent being obtained in writing the same shall be uncovered at the Contractor's expense, or in default thereof no payment or allowance shall be made for such work or the materials with which the same was executed.</p> <p>Employer or his authorized representative may cause either themselves or through another officer of the department to check the measurements recorded jointly or otherwise as aforesaid and all provisions stipulated herein above shall be applicable to such checking of measurements or levels.</p> <p>It is also a term of this contract that recording of measurements of any item of work in the measurement book and/or its payment in the interim, on account or final bill shall not be considered as conclusive evidence as to the sufficiency of any work or material to which it relates nor shall it relieve the Contractor from liabilities from any over measurement or defects noticed till completion of the defects liability period.</p>
6.2	Deleted
6.3	<p><b>Completion Certificate And Completion Plans:</b></p> <p>Within 10 days of the completion of the work, the Contractor shall give notice of such completion to the Employer and within 30 days of the receipt of such notice the Employer shall inspect the work and if there is no defect in the work, shall furnish the Contractor with a final certificate of completion, otherwise a provisional certificate of physical completion indicating defects (a) to be rectified by the contractor and/or (b) for which payment will be made at reduced rates, shall be issued. But no final certificate of completion shall be issued, nor shall the work be considered to be complete until the contractor shall have removed from the premises on which the work shall be executed all scaffolding, surplus</p>



	<p>materials, rubbish and all huts and sanitary arrangements required for his/their work people on the site in connection with the execution of the works as shall have been erected or constructed by the contractor(s) and cleaned off the dirt from all wood work, doors, windows, walls, floor or other parts of the building, in, upon, or about which the work is to be executed or of which he may have had possession for the purpose of the execution thereof, and not until the work shall have been measured by the Employer. If the contractor shall fail to comply with the requirements of this Clause as to removal of scaffolding, surplus materials and rubbish and all huts and sanitary arrangements as aforesaid and cleaning off dirt on or before the date fixed for the completion of work, the Employer may at the expense of the contractor remove such scaffolding, surplus materials and rubbish etc., and dispose of the same as he thinks fit and clean off such dirt as aforesaid, and the contractor shall have no claim in respect of scaffolding or surplus materials as aforesaid except for any sum actually realized by the sale thereof.</p>
<b>6.4</b>	<p><b>Payment of Final Bill:</b></p> <p>The final bill shall be submitted by the Contractor in the same manner as specified in interim bills within one months of physical completion of the work or within one month of the date of the final certificate of completion furnished to the Employer whichever is earlier. No further claims shall be made by the Contractor after submission of the final bill and these shall be deemed to have been waived and extinguished. Payments of those items of the bill in respect of which there is no dispute and of items in dispute, for quantities and rates as approved by Employer, will, as far as possible be made within a period of three months, the period being reckoned from the date of receipt of the bill by the Engineer, complete with account of dismantled materials.</p>
<b>6.5</b>	<p><b>Advance:</b></p> <p>Advance as per extant rule in GFR and procurement manual will be admissible.</p>
<b>6.6</b>	<b>Deleted</b>
<b>6.7</b>	<b>Deleted</b>
<b>7.0</b>	<b>Observance of Labour Regulation</b>
<b>7.1</b>	<p><b>Recovery Of Compensation Paid To Workmen:</b></p> <p>In every case in which by virtue of the provisions sub-section (1) of Section 12, of the Workmen's Compensation Act, 1923, Government is obliged to pay compensation to a workman employed by the contractor, in execution of the works, Government will recover from the contractor, the amount of the compensation so paid; and, without prejudice to the rights of the Government under sub-section (2) of Section 12, of the said Act, Government shall be at liberty to recover such amount or any part thereof by deducting it from the security deposit or from any sum due by Government to the contractor whether under this contract or otherwise. Government shall not be bound to contest any claim made against it under sub-section (1) Section 12, of the said Act, except on the written request of the contractor and upon his giving to Government full security for all costs for which Government might become liable in consequence of contesting such claim.</p>

<p><b>7.2</b></p>	<p><b>Ensuring Payment and Amenities To Workman, If Contractor Fails:</b></p> <p>In every case in which by virtue of the provisions of the Contract Labour (Regulation and Abolition) Act, 1970, and of the Contract Labour (Regulation and Abolition) Central Rules, 1971, Government is obliged to pay any amounts of wages to a workman employed by the contractor in execution of the works, or to incur any expenditure in providing welfare and health amenities required to be provided under the above said Act and the rules under Clause 7.10 or under the Contractor's Labour Regulations, or under the Rules framed by Government from time to time for the protection of health and sanitary arrangements for workers employed by Contractors, Government will recover from the contractor, the amount of wages so paid or the amount of expenditure so incurred; and without prejudice to the rights of the Government under sub-section(2) of Section 20, and sub-section (4) of Section 21, of the Contract Labour (Regulation and Abolition) Act, 1970, Government shall be at liberty to recover such amount or any part thereof by deducting it from the security deposit or from any sum due by Government to the contractor whether under this contract or otherwise Government shall not be bound to contest any claim made against it under sub-section (1) of Section 20, sub-section (4) of Section 21, of the said Act, except on the written request of the contractor and upon his giving to the Government full security for all costs for which Government might become liable in contesting such claim.</p>
<p><b>7.3</b></p>	<p><b>Labour Laws to be Complied</b></p> <p>The Contractor shall obtain a valid licence under the Contract Labour (R&amp;A) Act 1970, and the Contract Labour (Regulation and Abolition) Central Rules 1971, before the commencement of the work, and continue to have a valid license until the completion of the work. The contractor shall also abide by the provisions of the Child Labour (Prohibition and Regulation) Act, 1986.</p> <p>The contractor shall also comply with the provisions of the building and other Construction Workers (Regulation of Employment &amp; Conditions of Service) Act, 1996 and the building and other Construction Workers Welfare Cess Act, 1996.</p> <p>Any failure to fulfil these requirements shall attract the penal provisions of this contract arising out of the resultant non-execution of the work.</p> <p>No labour below the age of fourteen years shall be employed on the work.</p>
<p><b>7.4</b></p>	<p><b>Payment of Wages:</b></p> <ul style="list-style-type: none"> <li>(i) The Contractor shall pay to labour employed by him either directly or through sub-contractors, wages not less than fair wages as defined in Contractor's Labour Regulations or as per the provisions of the Contract Labour (Regulation and Abolition) Act 1970 and the contract Labour (Regulation and Abolition) Central Rules, 1971, wherever applicable.</li> <li>(ii) The Contractor shall, notwithstanding the provisions of any contract to the contrary, cause to be paid fair wage to labour indirectly engaged on the work, including any labour engaged by his subcontractors in connection with the said work, as if the labour had been immediately employed by him.</li> <li>(iii) In respect of all labour directly or indirectly employed in the works for performance of the contractor's part of this contract, the Contractor shall comply with or cause to be complied with the contractor's Labour Regulations made by Government from time to time in regard to payment of wages, wage period, deductions from wages</li> </ul>

	<p>recovery of wages not paid and deductions unauthorisedly made, maintenance of wage books or wage slips, publication of scale of wages and other terms of employment, inspection and submission of periodical returns and all other matters of the like nature or as per the provisions of the Contract Labour (Regulation and Abolition) Act 1970, and the Contract Labour (Regulation and Abolition) Central Rules, 1971, wherever applicable.</p> <p>(iv) (a) The Employer concerned shall have the right to deduct from the moneys due to the contractor any sum required or estimated to be required for making good the loss suffered by a worker or workers by reason of non-fulfilment of the conditions of the contract forth benefit of the workers, non-payment of wages or of deductions made from his or their wages which are not justified by their terms of the contract or non-observance of the Regulations.</p> <p>(b) Under the provision of Minimum Wages (Central) Rules 1950, the contractor is bound to allow to the labours directly or indirectly employed in the works one day rest for 6 days continuous work and pay wages at the same rate as for duty. In the event of default, the Employer shall have the right to deduct the sum or sums not paid on account of wages for weekly holidays to any labours and pay the same to the persons entitled thereto from any money due to the contractor by the Employer concerned.</p> <p>(v) The contractor shall comply with the provisions of the Payment of Wages Act, 1936, <b>Minimum Wages Act, 1948</b>, Employees Liability Act, 1938, Workmen's Compensation Act, 1923, Industrial Disputes Act, 1947, Maternity Benefits Act, 1961, and the <b>Contractor's Labour (Regulation and Abolition) Act 1970</b>, or the modifications thereof or any other laws relating thereto and the rules made there under from time to time.</p> <p>(vi) The contractor shall indemnify and keep indemnified Government against payments to be made under and for the observance of the laws aforesaid and the Contractor's Labour Regulations without prejudice to his right to claim indemnity from his sub-contractors.</p> <p>(vii) The laws aforesaid shall be deemed to be a part of this contract and any breach thereof shall be deemed to be a breach of this contract.</p> <p>(viii) Whatever is the minimum wage for the time being, or if the wage payable is higher than such wage, such wage shall be paid by the Contractor to the workmen directly without the intervention of Jamadar and that Jamadar shall not be entitled to deduct or recover any amount from the minimum wage payable to the workmen as and by way of commission or otherwise.</p> <p>(ix) The contractor shall ensure that no amount by way of commission or otherwise is deducted or recovered by the Jamadar from the wage of workmen.</p>
<p><b>7.5</b></p>	<p><b>Arrangement for Safety Provisions</b></p> <p>In respect of all labour directly or indirectly employed in the work for the performance of the Contractor's part of this contract, the Contractor shall at his own expense arrange for the safety provisions as per. Safety Code framed from time to time and shall at his own expense provide for all facilities in connection therewith. In case the Contractor fails to make arrangement and provide necessary facilities as aforesaid, he shall be liable to pay a penalty of Rs.500/- for each default and in addition the Employer shall be at liberty to make arrangement and provide facilities as aforesaid and recover the costs incurred in that behalf from the Contractor.</p>

<p><b>7.6</b></p>	<p><b>Submission Of Labour Return</b></p> <p>The contractor shall submit on or before the 1<sup>st</sup> day of February following the end of year to which it relates, to the Employer a true statement showing in respect of thesecondhalfoftheprecedingmonthandthefirsthalfofthecurrentmonthrespectively:</p> <ul style="list-style-type: none"> <li>(1) the number of labourers employed by him on the work,</li> <li>(2) their working hours,</li> <li>(3) the wages paid to them,</li> <li>(4) the accidents that occurred during the said fortnight showing the circumstances under which they happened and the extent of damage and injury caused by them, and</li> <li>(5) the number of female workers who have been allowed maternity benefit according to Clause 7.8 and the amount paid to them.</li> </ul> <p>Failing which the Contractor shall be liable to pay to Government, a sum not exceeding Rs.500/- for each default or materially incorrect statement. The decision of the Employer shall be final in deducting from any bill due to the Contractor the amount levied as fine and be binding on the contractor.</p>
<p><b>7.7</b></p>	<p><b>Rules Framed By Govt. To Be Complied</b></p> <p>In respect of all labour directly or indirectly employed in the works for the performance of the Contractor's part of this contract, the Contractor shall comply with or cause to be complied with all the rules framed by Government from time to time for the protection of health and sanitary arrangements for workers employed by the contractors.</p>
<p><b>7.8</b></p>	<p><b>Leave And Pay Regulations</b></p> <p>Leave and pay during leave shall be regulated as follows:</p> <ol style="list-style-type: none"> <li>1. Leave:       <ol style="list-style-type: none"> <li>(i) in the case of delivery - maternity leave not exceeding 8 weeks, 4 weeks up to and including the day of delivery and 4 weeks following that day,</li> <li>(ii) in the case of miscarriage – up to 3 weeks from the date of miscarriage.</li> </ol> </li> <li>2. Pay:       <ol style="list-style-type: none"> <li>(i) in the case of delivery - leave pay during maternity leave will be at the rate of the women's average daily earnings, calculated on total wages earned on the days when full time work was done during a period of 3 months immediately preceding the date on which she gives notice that she expects to be confined or at the rate of Rupee one only a day whichever is greater.</li> <li>(ii) in the case of miscarriage - leave pay at the rate of average daily earning calculated on the total wages earned on the days when full time work was done during a period of three months immediately preceding the date of such miscarriage.</li> </ol> </li> <li>3. Conditions for the grant of Maternity Leave: No maternity leave benefit shall be admissible to a woman unless she has been employed for a total period of not less than six months immediately preceding the</li> </ol>

	<p>date on which she proceeds on leave.</p> <p>4. The contractor shall maintain a register of Maternity (Benefit) in the Prescribed Form, and the same shall be kept at the place of work.</p>
<p><b>7.9</b></p>	<p><b>Default of any of the Provisions of Contractors' Labour Regulations</b></p> <p>In the event of the contractor(s) committing a default or breach of any of the provisions , Contractor's Labour Regulations and Model Rules for the protection of health and sanitary arrangements for the workers as amended from time to time or furnishing any information or submitting or filing any statement under the provisions of the above Regulations and Rules which is materially incorrect, he/they shall, without prejudice to any other liability, pay to the Govt. a sum not exceeding Rs500/- for every default, breach or furnishing, making, submitting, filing such materially incorrect statements and in the event of the contractor(s) defaulting continuously in this respect, the penalty may be enhanced to Rs.200/- per day for each day of default subject to a maximum of 5 per cent of the estimated cost of the work put to tender. The decision of the Employer shall be final and binding on the parties.</p> <p>Should it appear to the Employer that the contractor(s) is/ are not properly observing and complying with the provisions of the Contractor's Labour Regulations and Model Rules and the provisions of the Contract Labour (Regulation and Abolition) Act 1970, and the Contract Labour ( R &amp; A) Central Rules 1971, for the protection of health and sanitary arrangements for work-people employed by the contractor(s) (hereinafter referred as "the said Rules") the Employer shall have power to give notice in writing to the contractor(s) requiring that the said Rules be complied with and the amenities prescribed therein be provided to the work-people within a reasonable time to be specified in the notice. If the contractor(s) shall fail within the period specified in the notice to comply with and/ observe the said Rules and to provide the amenities to the work-people as aforesaid, the Employer shall have the power to provide the amenities hereinbefore mentioned at the cost of the contractor(s). The contractor(s) shall erect, make and maintain at his/their own expense and to approved standards all necessary tents and sanitary arrangements required for his/their work-people on the site in connection with the execution of the works, and if the same shall not have been erected or constructed, according to approved standards, the Employer shall have power to give notice in writing to the contractor(s) requiring that the said tents and sanitary arrangements be remodelled and/or reconstructed according to approved standards, and if the contractor(s) shall fail to remodel or reconstruct such huts and sanitary arrangements according to approved standards within the period specified in the notice, the Employer shall have the power to remodel or reconstruct such huts and sanitary arrangements according to approved standards at the cost of the contractor(s).</p>
<p><b>7.10</b></p>	<p><b>Provision Of Tents, Water Supply to the Labourer</b></p> <p>The contractor(s) shall at his/their own cost provide his/their labour with following facilities</p> <ol style="list-style-type: none"> <li>a) Sufficient numbers of tents.</li> <li>b) Sufficient numbers of latrines and urinals covered by tents.</li> <li>c) Sufficient quantity of water for drinking and other purposes.</li> <li>d) Proper drainage and sanitation.</li> </ol>
<p><b>7.11</b></p>	<p><b>Removal of Contractor's Employee</b></p>

	<p>The Employer may require the contractor to dismiss or remove from the site of the work any person or persons in the contractors' employ upon the work who may be incompetent or misconduct himself and the contractor shall forthwith comply with such requirements.</p>
<p><b>8.0</b></p>	<p><b>Operation of contract</b></p>
<p><b>8.1</b></p>	<p><b>Time and Extension for Delay</b></p> <p>The time allowed for execution of the Works as specified in the Bidding data or the extended time in accordance with these conditions shall be the essence of the Contract. The execution of the works shall commence from such time period as mentioned in letter of acceptance or from the date of handing over of the site whichever is later. If the Contractor commits default in commencing the execution of the work as aforesaid, Government shall without prejudice to any other right or remedy available in law, be at liberty to forfeit the earnest money &amp; performance guarantee absolutely.</p> <p>As soon as possible after the Contract is concluded the Contractor shall submit a Time and Progress Chart and get it approved by the Employer. It shall indicate the forecast of the dates of commencement and completion of various trades of sections of the work and may be amended as necessary by agreement between the Employer and the Contractor and further to ensure good progress during the execution of the work, the contractor shall in all cases complete the work as per the schedule.</p> <p>If the work(s) be delayed by:</p> <ul style="list-style-type: none"> <li>(i) force majeure events, or</li> <li>(ii) abnormally bad weather, or</li> <li>(iii) serious loss or damage by fire, or</li> <li>(iv) civil commotion, local commotion of workmen, strike (excluding by Party's employees) or lockout (excluding by Party's employees), affecting any of the trades employed on the work , or</li> <li>(v) delay on the part of other contractors or tradesmen engaged by Employer in executing work not forming part of the Contract, or</li> <li>(vi) any other cause which, in the absolute discretion of the authority mentioned in Bidding Data is beyond the Contractor's control and not brought about at the instance of the Contractor claiming to be affected by such event.</li> </ul> <p>then upon the happening of any such event causing delay, the Contractor shall immediately give notice thereof in writing to the Employer but shall nevertheless use constantly his best endeavours to prevent or make good the delay and shall do all that may be reasonably required to the satisfaction of the Employer to proceed with the works.</p> <p>Request for rescheduling of work and extension of time, to be eligible for consideration, shall be made by the Contractor in writing within 14 days of the happening of the event causing delay on the prescribed form. The Contractor may also, if practicable, indicate in such a request the period for which extension is desired.</p> <p>In any such case the authority mentioned in Bidding Data may give a fair and reasonable extension of time. Such extension shall be communicated to the Contractor by the Employer in writing, within 2 months of the date of receipt of such request. Non application by the contractor for extension of time shall not be a bar for giving a fair and reasonable extension by the Employer and this shall be binding on the contractor.</p>

<p><b>8.2</b></p>	<p><b>Compensation For Delay</b></p> <p>If the contractor fails to maintain the required progress in terms of clause 8.1 or to complete the work and clear the site on or before the contract or extended date of completion, he shall, without prejudice to any other right or remedy available under the law to the Government on account of such breach, pay as agreed compensation the amount calculated at the rates stipulated below as the competent authority(whose decision in writing shall be final and binding) may decide on the amount of tendered value of the work for every completed day/week (as applicable) that the progress remains below that specified in Clause 8.1 or that the work remains incomplete.</p> <p>This will also apply to items or group of items for which a separate period of completion has been specified.</p> <p>Compensation @ 0.5% (zero point five percent) of the total contract value per week of delay and part thereof subject to maximum of 10% of contract value.</p>
<p><b>8.3</b></p>	<p><b>When Contract Can Be Determined</b></p> <p>Subject to other provisions contained in this clause, the Employer may, without prejudice to his any other rights or remedy against the Contractor in respect of any delay, inferior workmanship, any claims for damages and/or any other provisions of this contract or otherwise, and whether the date of completion has or has not elapsed, by notice in writing absolutely determine the contract in any of the following cases:</p> <ul style="list-style-type: none"> <li>(i) If the contractor having been given by the Employer a notice in writing to rectify, reconstruct or replace any defective work or that the work is being performed in an inefficient or otherwise improper or un-workman like manner shall omit to comply with the requirement of such notice for a period of 7 days thereafter.</li> <li>(ii) If the contractor being a company shall pass a resolution or the court shall make an order that the company shall be wound up or if a receiver or a manager on behalf of a creditor shall be appointed or if circumstances shall arise which entitle the court or the creditor to appoint a receiver or a manager or which entitle the court to make a winding up order.</li> <li>(iii) If the contractor has, without reasonable cause, suspended the progress of the work or has failed to proceed with the work with due diligence so that in the opinion of the Employer (which shall be final and binding) he will be unable to secure completion of the work by the date for completion and continues to do so after a notice in writing of seven days from the Employer.</li> <li>(iv) If the contractor fails to complete the work within the stipulated date or items of work with individual date of completion, if any stipulated, on or before such date(s) of completion and does not complete them within the period specified in a notice given in writing in that behalf by the Employer.</li> <li>(v) If the contractor persistently neglects to carry out his obligations under the contract and/or commits default in complying with any of the terms and conditions of the contract and does not remedy it or take effective steps to remedy it within 7 days after a notice in writing is given to him in that behalf by the Employer.</li> <li>(vi) If the contractor commits any acts mentioned in Clause 2.1 hereof; or</li> <li>(vii) If the work is not started by the contractor within 1/8th of the stipulated time. When the contractor has made himself liable for action under any one or more of the</li> </ul>

	<p>cases aforesaid, the Employer on behalf of the President of India shall have powers:</p> <p>a) To determine or rescind the contract as aforesaid (of which termination or rescission notice in writing to the contractor under the hand of the Employer shall be conclusive evidence). Upon such determination or rescission, the Earnest Money Deposit, Security Deposit already recovered and Performance Guarantee under the contract shall be liable to be forfeited and shall be absolutely at the disposal of the Government/ the Employer.</p> <p>b) After giving notice to the contractor to measure up the work of the contractor and to take such whole, or the balance or part thereof, as shall be un-executed out of his hands and to give it to another contractor to complete the work. The contractor, whose contract is determined or rescinded as above, shall not be allowed to participate in the tendering process for the balance work.</p> <p>In the event of above courses being adopted by the Employer, the contractor shall have no claim to compensation for any loss sustained by him by reasons of his having purchased or procured any materials or entered into any engagements or made any advances on account or with a view to the execution of the work or the performance of the contract. And in case action is taken under any of the provision aforesaid, the contractor shall not be entitled to recover or be paid any sum for any work thereof or actually performed under this contract unless and until the Employer has certified in writing the performance of such work and the value payable in respect thereof and he shall only be entitled to be paid the value so certified.</p>
<p><b>8.4</b></p>	<p><b>Foreclosure of Contract due to Abandonment or Reduction In Scope of Work</b></p> <p>If at any time after acceptance of the bid, the Employer/ Government shall decide to abandon or reduce the scope of the works for any reason whatsoever and hence not require the whole or any part of the works to be carried out, the Employer shall give notice in writing to that effect to the contractor and the contractor shall act accordingly in the matter. The contractor shall have no claim to any payment of compensation or otherwise whatsoever, on account of any profit or advantage which he might have derived from the execution of the works in full but which he did not derive in consequence of the foreclosure of the whole or part of the works.</p> <p>The contractor shall be paid at contract rates full amount for works executed at site and, in addition, reasonable amount as certified by the Engineer for the items hereunder mentioned which could not be utilised on the work to the full extent in view of the foreclosure:</p> <p>(i) Any expenditure incurred on preliminary site work,  (ii) Government shall have the option to take over contractor's materials or any part thereof either brought to site or of which the contractor is legally bound to accept delivery from suppliers (for incorporation in or incidental to the work) provided, however, Government shall be bound to take over the materials or such portions thereof as the contractor does not desire to retain. For materials taken over or to be taken over by Government, cost of such materials as detailed by Engineer shall be</p>



	<p>paid. The cost shall, however, take into account purchase price, cost of transportation and deterioration or damage which may have been caused to materials whilst in the custody of the contractor.</p> <p>(iii) Reasonable compensation for transfer of T &amp; P from site to contractor's permanent stores or to his other works, whichever is less. If T &amp; P are not transported to either of the said places, no cost of transportation shall be payable.</p> <p>(iv) Reasonable compensation for repatriation of contractor's site staff and imported labour to the extent necessary.</p> <p>The contractor shall, if required by the Engineer furnish to him books of account, wage books, time sheets and other relevant documents and evidence as may be necessary to enable him to certify the reasonable amount payable under this condition.</p> <p>The reasonable amount of items on (i), (iii) and (iv) above shall not be in excess of 2% of the cost of the work remaining incomplete on the date of closure, i.e. total stipulated cost of the work as per accepted bid less the cost of work actually executed under the contract and less the cost of contractor's materials at site taken over by the Government as per item (ii) above. Provided always that against any payments due to the contractor on this account or otherwise, the Employer shall be entitled to recover or be credited with any outstanding balances due from the contractor for advance paid in respect of any tool, plants and materials and any other sums which at the date of termination were recoverable by the Government from the contractor under the terms of the contract.</p>
<p><b>8.5</b></p>	<p><b>Cancellation Of Contract In Full Or Part</b></p> <p>If Contractor:</p> <p>(i) at any time makes default in proceeding with the works or any part of the work with the due diligence and continues to do so after a notice in writing of 7 days from the Employer; or</p> <p>(ii) commits default to complying with any of the terms and conditions of the contract and does not remedy it or take effective steps to remedy it within 7 days after a notice in writing is given to him in that behalf by the Employer; or</p> <p>(iii) fails to complete the works or items of work with individual dates of completion, on or before the date(s) of completion, and does not complete them within the period specified in a notice given in writing in that behalf by the Employer; or</p> <p>(iv) shall offer or give or agree to give to any person in Government service or to any other person of his behalf any gift or consideration of any kind as an inducement or reward for doing or forbearing to do or for having done or forbome to do any act in relation to the obtaining or execution of this or any other contract for Government; or</p> <p>(v) shall enter into a contract with Government in connection with which commission has been paid or agreed to be paid by him or to his knowledge, unless the particulars of any such commission and the terms of payment thereof have been previously disclosed in writing to the Accepting Authority/Employer; or</p> <p>(vi) shall obtain a contract with Government as a result of wrong tendering or other non-bonafide methods of competitive tendering; or</p> <p>(vii) being an individual, or if a firm, any partner thereof shall at any time be adjudged insolvent or have a receiving order or order for administration of his estate made against him or shall take any proceedings for liquidation or composition (other than</p>

- a voluntary liquidation for the purpose of amalgamation or reconstruction) under any Insolvency Act for the time being in force or make any conveyance or assignment of his effects or composition or arrangement for the benefit of his creditors or purport so to do, or if any application be made under any Insolvency Act for the time being in force for the sequestration of his estate or if a trust deed be executed by him for benefit of his creditors; or
- (viii) being a company, shall pass a resolution or the Court shall make an order for the winding up of the company, or a receiver or manager on behalf of the debenture holders or otherwise shall be appointed or circumstances shall arise which entitle the Court or debenture holders to appoint a receiver or manager; or
  - (ix) shall suffer an execution being levied on his goods and allow it to be continued for a period of 21 days; or
  - (x) assigns, transfers, sublets (engagement of labour on a piece-work basis or of labour with materials not to be incorporated in the work, shall not be deemed to be subletting) or otherwise parts with or attempts to assign, transfer sublet or otherwise parts with the entire works or any portion thereof without the prior written approval of the Accepting Authority;

The Accepting Authority may, without prejudice to any other right or remedy which shall have accrued or shall accrue hereafter to Government, by a notice in writing to cancel the contract as a whole or only such item of work in default from the Contract.

The Employer shall on such cancellation by the Accepting Authority have powers to:

- (i) take possession of the site and any materials, constructional plant, implements, stores, etc., thereon; and/or
- (ii) carry out the incomplete work by any means at the risk and cost of the contractor.

On cancellation of the contract in full or in part, the Employer shall determine what amount, if any, is recoverable from the contractor for completion of the works or part of the works or in case the works or part of the works is not to be completed, the loss or damage suffered by Government. In determining the amount, credit shall be given to the contractor for the value of the work executed by him up to the time of cancellation, the value of contractor's materials taken over and incorporated in the work and use of plant and machinery belonging to the contractor.

Any excess expenditure incurred or to be incurred by Government in completing the works or part of the works or the excess loss or damages suffered or may be suffered by Government as aforesaid after allowing such credit shall without prejudice to any other right or remedy available to Government in law be recovered from any moneys due to the contractor on any account, and if such moneys are not sufficient, the contractor shall be called upon in writing and shall be liable to pay the same within 30 days.

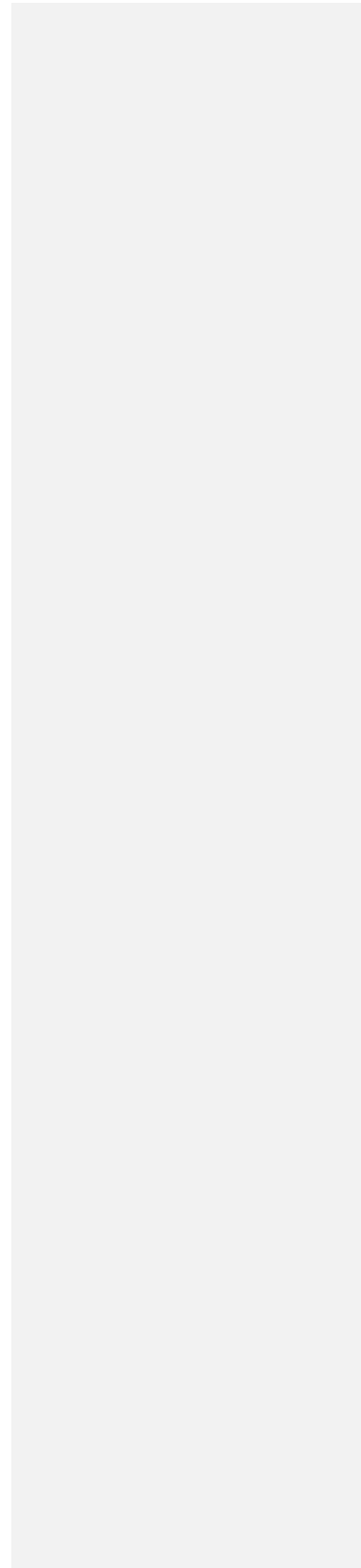
If the contractor shall fail to pay the required sum within the aforesaid period of 30 days, the Employer shall have the right to sell any or all of the contractors' unused materials, constructional plant, implements, temporary buildings, etc. and apply the proceeds of sale thereof towards the satisfaction of any sums due from the contractor under the contract and if thereafter there be any balance outstanding from the contractor, it shall be recovered in accordance with the provisions of the contract.

Any sums in excess of the amounts due to Government and unsold materials,


	<p>constructional plant, etc., shall be returned to the contractor, provided always that if cost or anticipated cost of completion by Government of the works or part of the works is less than the amount which the contractor would have been paid had he completed the works or part of the works, such benefit shall not accrue to the contractor.</p>
<b>8.6</b>	<p><b>Termination Of Contract After Death Of Contractor</b></p> <p>Without prejudice to any of the rights or remedies under this contract if the Contractor dies, the Employer on behalf of the President of India shall have the option of terminating the contract without compensation to the Contractor.</p>
<b>9.0</b>	<p><b>Dispute Resolution Mechanism</b></p> <p>Except where otherwise provided in the contract, all questions and disputes relating to the meaning of the specifications, design, drawings and instructions here-in before mentioned and as to the quality of workmanship or materials used on the work or as to any other question, claim, right, matter or thing whatsoever in any way arising out of or relating to the contract, designs, drawings, specifications, estimates, instructions, orders or these conditions or otherwise concerning the works or the execution or failure to execute the same whether arising during the progress of the work or after the cancellation, termination, completion or abandonment thereof shall be dealt with as mentioned hereinafter:</p>
<b>9.1</b>	<p><b>Dispute Resolution Board</b></p> <p>If any dispute arises between the Employer and the Contractor in connection with, or arising out of, the Contract or the execution of the Works, whether during the execution of the Works or after their completion and whether before or after the repudiation or other termination of the Contract, including any disagreement by either party with any action, inaction, opinion, instruction, determination, certificate or valuation of the Engineer, the matter in dispute shall, in the first place, be referred to the dispute resolution board here in after called "the board."</p> <p>The board shall comprise of members as defined in the bidding data. The board at its discretion may co-opt any other officer if in its opinion it may help in resolving the dispute. Either party may refer a dispute to the Board. The board shall give a decision in writing within 30 days of reference of dispute.</p> <p>Either party may refer a written decision of the board. If neither party refers the disputes to arbitration within 30 days, the board's decision will be final and binding.</p> <p>Employer at its discretion may change any of the member of the board.</p>
<b>9.2</b>	<p><b>Arbitration</b></p> <p>Any dispute in respect of which the recommendation, if any, of the dispute resolution board has not become final and binding shall be finally settled in accordance with the provisions of the Arbitration and Conciliation Act, 1996 or any statutory modifications or re-enactment thereof and the rules made there under and for the time being in force. The arbitrator shall</p>

	<p>have full power to open up, review and revise any decision, and any recommendation of the conciliator related to the dispute.</p> <p>A Sole Arbitrator shall be appointed by the appointing authority as defined in contract data within 30 days of receipt of request from either party. If the arbitrator so appointed is unable or unwilling to act or resigns his appointment or vacates his office due to any reason whatsoever, another arbitrator shall be appointed in the manner aforesaid. Such person shall be entitled to proceed with same reference from the stage at which it was left by his predecessor.</p> <p>It is a term of this contract that the arbitrator shall adjudicate only such disputes as are referred to him by the appointing authority and give separate award against each dispute and claim referred to him and in all cases the arbitrator shall give reasons for the award. If any fees is payable to the arbitrator, these shall be paid equally by both the parties.</p> <p>It is also a term of the contract that the arbitrator shall be deemed to have entered on the reference on the date he issues notice to both the parties calling them to submit their statement of claims and counterstatement of claims. The venue of the arbitration shall be such place in India as may be fixed by the arbitrator in his sole discretion.</p> <p>Neither party shall be limited in the proceedings before such arbitrator to the evidence or arguments put before the conciliator for the purpose of obtaining its recommendation/decision. No recommendation shall disqualify conciliator or Employer from being called as a witness and giving evidence before the arbitrator on any matter whatsoever relevant to the dispute.</p>
<p><b>10</b></p>	<p><b>Miscellaneous provisions</b></p> <ul style="list-style-type: none"> <li>(i) "Nothing contained in this Contract shall be construed as establishing or creating between the Parties, a relationship of master and servant or principal and agent.</li> <li>(ii) Any failure or delay on the part of any Party to exercise right or power under this Contract shall not operate as waiver thereof.</li> <li>(iii) The Contractor/Consultant shall notify the Employer/ the Government of India of any material change in their status, in particular, where such change would impact on performance of obligations under this Contract.</li> <li>(iv) Each member/constituent of the Contractor/Consultant, in case of a consortium, shall be jointly and severally liable to and responsible for all obligations towards the Employer/Government for performance of works/services including that of its Associates/Sub Contractors under the Contract.</li> <li>(v) The Contractor/Consultant shall at all times indemnify and keep indemnified the Employer/Government of India against all claims/damages etc. for any infringement of any Intellectual Property Rights (IPR) while providing its services under the Project.</li> <li>(vi) The Contractor/Consultant shall at all times indemnify and keep indemnified the Employer/Government of India against any claims in respect of any damages or compensation payable in consequences of any accident or injury sustained or suffered by its (the Contractor's/Consultant's) employees or agents or by any other third Party resulting from or by any action, omission or operation conducted by or on behalf of the Contractor/Consultant.</li> <li>(vii) The Contractor/ Consultant shall at all times indemnify and keep indemnified the Employer/Government of India against any and all claims by Employees, Workman, Contractors, sub-contractors, suppliers, agent(s), employed engaged or otherwise working for the Contractor, in respect of wages, salaries, remuneration, compensation or the like.</li> <li>(viii) All claims regarding indemnity shall survive the termination or expiry of the</li> </ul>

	<p>Contract.</p> <p>(ix) It is acknowledged and agreed by all Parties that there is no representation of any type, implied or otherwise, of any absorption, regularization, continued engagement or concession or preference for employment of persons engaged by the (Contractor/Consultant) for any engagement, service or employment in any capacity in any office or establishment of the Government of India or the Employer.</p>
<b>11</b>	<p><b>Laws Governing the Contract:</b></p> <p>This contract shall be governed by the Laws of India for the time being in force.</p>



SECTION- IV  
SPECIAL CONDITIONS  
OF  
CONTRACT  
(SCC)



SECTION- IV			
SPECIAL CONDITIONS OF CONTRACT (SCC)			
The following Special conditions of contract shall apply for this Contract. These special conditions will modify/ substitute/ supplement the corresponding General Conditions of Contract (GCC) incorporated in Section III. The corresponding GCC clause numbers have also been indicated.			
In case of any conflict between the provision in the GCC and that in the SCC, the provision contained in the SCC shall prevail.			
S. No.	GCC Clause Number	Subject Matter	SCC Provision
1.	1.5	Signing of Contract	In addition to safety code provided in Section- XVI, the guidelines issued by Honourable Supreme Court in case No. WP(C) 36/2009 on 11.02.2010 shall be applicable for this contract.
2.	2.6	Conditions for Reimbursement of Levy/Taxes, if Levied after Receipt of Tenders	Any modification of GST by the Government the difference will be paid/ recovered to/from the contractor.
3.	3.1	Performance Guarantee	<p>The following is incorporated.</p> <p>The Performance Security/ Guarantee shall be 10% of the Contract Price.</p> <p>The Performance Security shall be valid up to the stipulated date of completion of performance obligations including warranty obligations and AMC period plus twelve months thereafter.</p> <p>The performance security shall be released upon fulfilment of the following conditions/ submission of following documents:-</p> <ol style="list-style-type: none"> <li>Work Completion certificate.</li> <li>No Claim Certificate.</li> <li>Satisfactory completion of Defect Liability Period.</li> <li>Any other documents required as per contract agreement and government norms.</li> </ol>

4.	4.	<b>Execution of Work</b>	<p>In addition to the compliance under GCC Clause 4, Scope of work, relevant technical specifications, the contractor shall extend full cooperation with CGWB to achieve the deliverables as per the best workmanship is up to the standards followed in the Industry with following QAP.</p> <p style="text-align: center;"><b>Quality Assurance Plan (QAP)</b></p> <p>Following guidelines will be followed by CGWB in execution of works:-</p> <ol style="list-style-type: none"> <li>1. The work will be executed through the Regional Directors and Executive Engineers of the concerned Regions and Divisions.</li> <li>2. The Executive Engineers will depute suitable persons not below the rank of Junior Engineer for measurement of work as per bill of quantities (BOQs) in Measurement Books in accordance with CPWD accounting system.</li> <li>3. The Regional Directors will depute suitable persons for supervision of works involving scientific inputs such as assembly design, pumping tests, and collection of water samples etc. and countersign the measurements pertaining to these items and such other items which were measured during their presence.</li> <li>4. The Measurement of work will be test checked by CGWB officials/officers of respective RPMU and NPMU in following manner :-</li> </ol> <table border="1" data-bbox="565 1087 1058 1667"> <thead> <tr> <th>S.No</th> <th>Designation/level of Officers/Officials</th> <th>% of Work to be test checked</th> </tr> </thead> <tbody> <tr> <td>1.</td> <td>Junior Engineer level (or above) officials/officers *Will also record measurement.</td> <td>100%</td> </tr> <tr> <td>2.</td> <td>Assistant Engineer level (or above) officers.</td> <td>30%</td> </tr> <tr> <td>3.</td> <td>Assistant Executive Engineer (or above).</td> <td>20%</td> </tr> <tr> <td>4.</td> <td>Executive Engineer/HOO of concerned Division</td> <td>10%</td> </tr> <tr> <td>5.</td> <td>Regional Director/HOO of concerned Region Office.</td> <td>5%</td> </tr> <tr> <td>6.</td> <td>Officers from NPMU</td> <td>2%</td> </tr> </tbody> </table> <p><b>Note:</b> A Site Hydro geologist of concerned Region Office (AHG or above) will supervise applicable scientific component of BoQ like Assembly Design &amp; Lowering, Pump Test ,PYT, Slug Test, Logging, Water sampling etc.</p>	S.No	Designation/level of Officers/Officials	% of Work to be test checked	1.	Junior Engineer level (or above) officials/officers *Will also record measurement.	100%	2.	Assistant Engineer level (or above) officers.	30%	3.	Assistant Executive Engineer (or above).	20%	4.	Executive Engineer/HOO of concerned Division	10%	5.	Regional Director/HOO of concerned Region Office.	5%	6.	Officers from NPMU	2%
S.No	Designation/level of Officers/Officials	% of Work to be test checked																						
1.	Junior Engineer level (or above) officials/officers *Will also record measurement.	100%																						
2.	Assistant Engineer level (or above) officers.	30%																						
3.	Assistant Executive Engineer (or above).	20%																						
4.	Executive Engineer/HOO of concerned Division	10%																						
5.	Regional Director/HOO of concerned Region Office.	5%																						
6.	Officers from NPMU	2%																						



			<p>5. The final payment for work will be made only on the personal certificate of the Executive Engineer/ Officer-In-Charge of the execution of the work in the format given below:</p> <p><i>"I, (Name of the Executive Engineer/ Officer-In-Charge), Executive Officer of (Name of the Work), am personally satisfied that the work has been executed as per the specifications laid down in the Contract Agreement and the workmanship is up to the standards followed in the Industry."</i></p> <p>The certificate will be countersigned by the concerned Regional Director.</p> <p>6. The work is to be monitored on regular basis by an Empowered Committee a Status Report has to be submitted by CGWB to MoWR, RD &amp; GR on monthly basis, along with reasons to address the delay involved, if any.</p> <p>7. The composition of Empowered Committee(s) has been decided by the Competent Authority is as under:</p> <table border="1" data-bbox="591 1035 1031 1409"> <tr> <td data-bbox="591 1035 662 1178">I.</td> <td data-bbox="662 1035 857 1178">Member under whose administrative control the Region falls.</td> <td data-bbox="857 1035 1031 1178">Chairman of the Committee</td> </tr> <tr> <td data-bbox="591 1178 662 1266">II.</td> <td data-bbox="662 1178 857 1266">Regional Director of the concerned Region</td> <td data-bbox="857 1178 1031 1266">Member</td> </tr> <tr> <td data-bbox="591 1266 662 1409">II.</td> <td data-bbox="662 1266 857 1409">Superintending Engineer (to be nominated on case to case basis)</td> <td data-bbox="857 1266 1031 1409">Member</td> </tr> </table> <p>The Empowered Committee(s) shall:</p> <ul style="list-style-type: none"> <li>— Closely monitor the progress of each work</li> <li>— Assess the reasons for delays, if any</li> <li>— Recommend condonation of delays, if it is not due to fault of the contractor.</li> <li>— Recommend extension of time that is beyond the power!, of Regional Director/ Member.</li> <li>— Ensure that the work is being executed strictly as per the conditions of the contract.</li> </ul> <p>All matters connected with any problems/ bottlenecks in execution of work should be reported to the Chairman of the Empowered Committee.</p>	I.	Member under whose administrative control the Region falls.	Chairman of the Committee	II.	Regional Director of the concerned Region	Member	II.	Superintending Engineer (to be nominated on case to case basis)	Member
I.	Member under whose administrative control the Region falls.	Chairman of the Committee										
II.	Regional Director of the concerned Region	Member										
II.	Superintending Engineer (to be nominated on case to case basis)	Member										

			<p>8. National Project Monitoring Unit (NPMU) for monitoring and implementation of the PIB project in CGWB has been constituted. The NPMU will function under the overall Guidance and Control of Member (South). The following broad activities will be carried out by the NPMU :-</p> <ol style="list-style-type: none"> <li>I. Develop, implement and maintain Project Management information System (MIS).</li> <li>II. Prepare the list of the Monitoring indicators for the project</li> <li>III. Prepare the packages for implementation of the activities under the project.</li> <li>IV. Monitor and evaluate the internal operations of the Project</li> <li>V. Guide the operations of the Regional Project Monitoring Unit( RPMU) through providing advice and operating as a clearing house for issues (problems and solutions) raised by the RPMU/Field units</li> <li>VI. Monitor status of monitoring indicators</li> <li>VII. Evaluate the performance of the RPMU and the field offices of CGWB</li> <li>VIII. Develop procedures for regular monitoring of performance of the field units of CGWB</li> <li>IX. Preparation of procurement documents and certify technical specifications</li> <li>X. Act as a support and reference point for all Project-related procurement tasks.</li> </ol> <p>9. On lines of the NPMU, a Regional Project Monitoring Unit (RPMU) will be constituted in each of the Regional Offices where the PIB activities are proposed to be implemented. RPMU will function under the concerned Regional Director. The following major activities will be carried out by the RPMU:</p> <ol style="list-style-type: none"> <li>I. Provide data and other inputs to NPMU for the Project Management Information System (MIS)</li> <li>II. Implementation of the project activities at the field level</li> <li>III. Monitoring and Evaluation of the internal operations of the Project and providing regular feedback to NPMU</li> <li>IV. Evaluate the performance of the contractors/ implementing agency and highlight the issues, if any, related to Project implementation</li> </ol> <p>10. The progress reports concerning outsourcing works shall be sent to the Regional Director, who will coordinate with all the Empowered Committees and submit the status report to MoWR, RD &amp; GR on monthly basis, along with reasons and remedial measures taken to address the delay involved, if any.</p>
--	--	--	---

5.	4.2	Deviations/Variations Extent and Pricing	<p>During execution the employer reserves the right to increase or decrease the quantity of works maximum up to 20% without any change in the unit price and other terms and conditions.</p> <p>The total number of wells is 37 Piezometer wells and 37 DWLR and telemetry as per BOQ.</p> <p>The employer reserves the right to change the proportion of Piezometer wells and DWLR and telemetry.</p> <p>Authority to give approval for variation/deviation in items of BOQ Quantity with cost implications.</p> <table border="1" data-bbox="565 663 1049 852"> <thead> <tr> <th data-bbox="565 663 613 716">S. N.</th> <th data-bbox="613 663 743 716">Authority</th> <th data-bbox="743 663 1049 716">Variation/ Deviation</th> </tr> </thead> <tbody> <tr> <td data-bbox="565 716 613 795">1.</td> <td data-bbox="613 716 743 795">Chairman, CGWB</td> <td data-bbox="743 716 1049 795">20 % (Subject to revised cost within the awarded value.)</td> </tr> <tr> <td data-bbox="565 795 613 852">2</td> <td data-bbox="613 795 743 852">DoWR, RD&amp;GR</td> <td data-bbox="743 795 1049 852">Full Powers</td> </tr> </tbody> </table>	S. N.	Authority	Variation/ Deviation	1.	Chairman, CGWB	20 % (Subject to revised cost within the awarded value.)	2	DoWR, RD&GR	Full Powers
S. N.	Authority	Variation/ Deviation										
1.	Chairman, CGWB	20 % (Subject to revised cost within the awarded value.)										
2	DoWR, RD&GR	Full Powers										

6.	4.6	Employment of Technical Staff and Employees	<p>The contractor will have to employ at least one groundwater professional with minimum qualification of graduate degree in engineering/ master's degree in geosciences with minimum 3 years of experience in construction of water wells, borehole logging, conducting pumping tests, interpreting/ analysing related data and preparation of reports. Sufficient technical staff of skilled, semiskilled man power is required to be engaged in Rigs/ pump units deployed for construction of wells.</p> <p>The contractor shall provide at least one dedicated Service Engineer cum operator at the Regional Office Data Center for Operation of DWLR system and ensure seamless data transfer from remote stations to Regional &amp; National Data Center (NDC), CGWB, Faridabad FTP server through GSM / GPRS network &amp; from RODC to NDC &amp; India WRIS/ WIMS software through internet. And also the processed data India WRIS/ WIMS in the form of reports/ bulletins will be transmitted to Regional &amp; National Data Centre which should be stored in a proper manner and easy to access.</p> <p>In the event if contractor fails to employ the technical staff, recovery at the rate of Rs 2000 per day will be made from the bills submitted. In the event if contractor fails to employ the technical staff within 10 days of intimation, the employer reserves right to terminate the contract.</p> <p>Penalty for Faulty Stations/ Data Centres in respect of DWLR and Telemetry:</p> <ol style="list-style-type: none"> <li>1. For Remote site Rs 500/- per day (i.e per remote site)</li> <li>2. For Data Centre Rs 1000/- per day</li> </ol>
7.	5.1	Materials to be Provided by the Contractor	<p>Advance samples need to be submitted for approval before in use. However, no well construction materials such as pipes, screens, and gravel shall be used in construction unless inspected and approved by Engineer-In-Charge.</p>
		Rigs to be deployed by the contractor	<p>The rigs to be deployed by the contractor for the drilling works shall be duly registered with either Central Ground Water Authority or State Ground Water Authority and document of registration to be submitted to the concerned Executive Engineer/ Head of Office of Division before deployment of rig for the works.</p>

8.	6	Measurement and Payment	<p>The payment in respect of Piezometer wells shall be made by Executive Engineer/ Head of Office of Division XIII, Raipur for Chhattisgarh State and Division, XII, Bhopal for Madhya Pradesh State in respect of wells constructed in their respective states.</p> <p>The payment of the DWLR and Telemetry, Operation and Maintenance cost for 5 years, Training cost and AMC cost shall be made by the Executive Engineer/ Head of Office Division, XII, Bhopal for all states/ UT.</p> <p><b>Payment for the Construction of Piezometer wells</b></p> <p>The payment to the contractor will be made at each milestone for completed number of wells on the basis of actual measurements/verification done by CGWB. On completion of each milestone the contractor shall submit the bill along with all data and BDR in prescribed format provided in the tender document. The bill submitted by the contractor shall be supported by verified well wise works executed. The Well is treated as complete only when all items of BOQ (including pumping test if specified in BOQ, BDR etc.) as ordered by employer site representative have been carried out and completed in all aspect and well is handed over to employer. In case of non achievement of milestone, the amount equivalent to 10% of the running bill amount passed for payment by the concerned Executive Engineer will be withheld. Data generation is the essence of this contract. In respect of completed wells, the 100% payment will be released for the executed work. The necessary deductions towards non achievement of milestone, income tax, labour cess etc will be applicable on this payment.</p> <p>where compressor development has been completed but, water sample analysis and BDR are not completed due to genuine reasons duly accepted by Regional Director and all other items of BOQ as ordered by employer have been completed, the well will be treated as partially completed.</p> <p>In respect of partially completed wells, only 70% payment against executed work up to well Development shall be made subject to submission of all data pertaining to work executed. The necessary deductions towards non achievement of milestone, income tax, labour cess etc will be applicable on this payment.</p> <p>The balance payment of 30% after necessary deductions will be released after completion of remaining work like pumping test, water sample analysis and submission of BDR and their acceptance by the Regional Director, NCCR, Raipur for Chhattisgarh State and NCR, Bhopal for Madhya Pradesh State.</p>
----	---	-------------------------	---

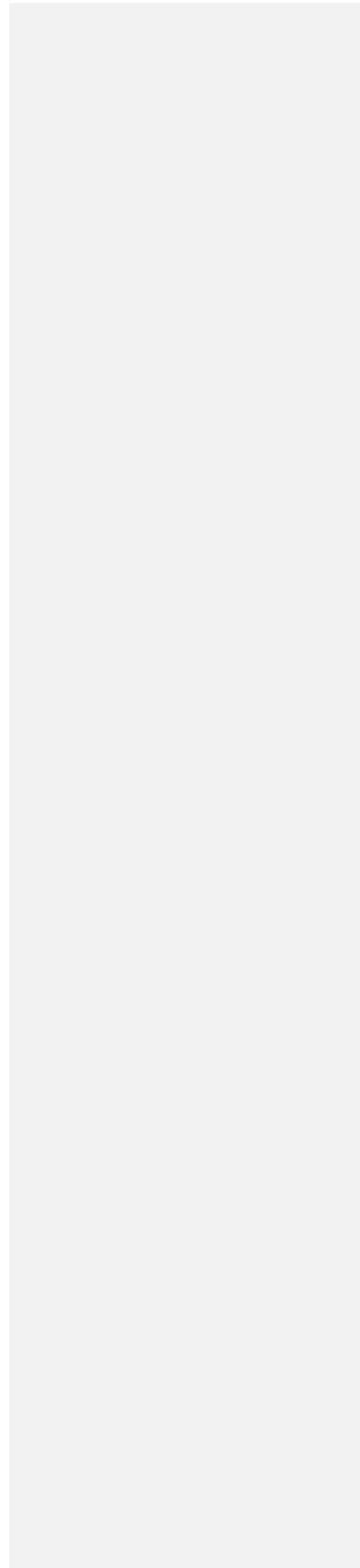
		<p><b><u>Payment for the Construction of DWLR and Telemetry</u></b></p> <p>a) The Bidder shall be paid 50% of the Total Price for the Part B of the BOQ i.e for DWLR and Telemetry excluding AMC cost upon the supply, installation, testing and commissioning of the DWLR and Telemetry in the constructed Piezometers on a pro-rata basis for the actual executed quantities only and upon providing the requisite training as specified in the tender document.</p> <p>b) The Bidder shall be paid balance 50% of the Total Price for the Part B of the BOQ i.e for DWLR and Telemetry excluding AMC cost over the next five years @ 10 % per year on half yearly basis (@5% each per half year). The Conditions (applicable for this payment) shall be governed by Service Level Conditions as mentioned in SCC. Data generation is the essence of this contract</p> <p>c) Disbursement of Payment shall be as per the achievement of the milestones. The payment to the contractor will be made at each milestone for successfully supplied, installed, tested and commissioned DWLR with telemetry on the constructed Piezometers on the basis of actual measurements/verification done by CGWB. On completion of each milestone the contractor shall submit the bill along with all the deliverables mentioned in the tender documents in prescribed format. In case of non-achievement of milestone, the amount equivalent to 10% of the running bill amount passed for payment by the concerned Executive Engineer will be withheld.</p> <p>d) AMC cost inclusive of GST payable on it shall be paid on half yearly basis after 5 years of years of onsite manufacturer warranty period after completion of every six months. The Conditions (applicable for this payment) shall be governed by Service Level Conditions as mentioned in SCC.</p> <p>e) The actual Tax (GST) as applicable will be reimbursed against the valid invoice only after producing the following proof of tax amount paid to Government (i) A copy of GSTR-1, (ii) A copy of GSTR- 3B, (iii) CA certificate indicating details of invoices against which the payment under GSTR-3B has been made and any other relevant document.</p>
--	--	--

			<p>f) After final quantities of various items of BOQ of Piezometers and DWLR and telemetry are executed, a vitiation statement shall be prepared by the concerned Executive Engineer and submitted for approval of Chairman CGWB clearly bringing out comparison of total amount of various tenderers who participated in the tender "as per finally executed quantities multiplied by itemise rates quoted by the tenderers in respect of various items of BOQ". If any vitiation in contract is found then the difference of amount between lowest cost as per vitiation statement and the total value of actual BOQ arrived based on item wise contract price, will be recovered from the contractors bills or final bill as the case may be. Final payment amounting to 20% of the total contract value shall not be released by the concerned Executive Engineer without prior approval of vitiation statement by Chairman CGWB.</p>
9.	6.5	Advance	<p>Advance as per extant rule in GFR and procurement manual will be admissible.</p>
10.		Suppliers Responsibilities for DWLR with Telemetry.	<p>The supplier is responsible for and obliged to conduct all contracted activities in accordance with the contract using state- of- the- art methods and economic principles and exercising all means available to achieve the performance specified in the Contract. The Supplier is obliged to work closely with the Purchaser's staff, act within its own authority and abide by directives issued by the Purchaser and implementation activities. The Supplier will abide by the job safety measures prevalent in India and will free the Purchaser from all demands or responsibilities arising from accidents or loss of life the cause of which is the supplier's negligence. The Supplier will pay all indemnities arising from such incidents and will not holding the activities of its personnel or sub- contracted personnel and will hold itself responsible for any misbehavior /misconduct. The Supplier will treat as confidential all data and information about the purchaser, obtained in the execution of his responsibilities, in strict confidence and will not reveal such information to any other party without the prior written approval of the Purchaser. The bidder is responsible for following all Labour Laws, any other expenses applicable on the Service Engineer.</p>

11.		Suppliers Responsibilities for DWLR with Telemetry. (Inspection and Test)	<p>The inspections and tests shall be as detailed in Tender Document. The supplier shall get each item indicated in the Tender Document inspected in manufacturer's works or at the premises of supplier and submit a test certificate and also manufacturer's guarantee /warranty certificate that the items confirms to the laid down specification.</p> <p>The Purchaser or its representative may inspect and /or test any or all the items to confirm their conformity to the contract specification prior to dispatch from the manufacturer's premises/ supplier's premises. Such inspection and clearance will not prejudice the right of the consignee to inspect and test the items on receipt at destination to verify conformity to technical specification.</p> <p>If the items are fails to meet the laid down specifications the supplier shall take immediate steps to remedy the deficiency or replace the defective parts of the each to the satisfaction of the purchaser/consignee.</p> <p>For validation of data, physical measurement shall be cross checked with the data generation from DWLR in presence of CGWB during installation, testing and commissioning of DWLR at destination.</p> <p>Random inspection shall be carried out by CGWB for validating the data with physical measurement during the contract period at regular interval for which arrangement for measurement shall be made by the contractor.</p> <p>The inspections and tests shall be conducted at remote site and National Data Centre, CHQ, Faridabad India as specified in Technical specification.</p>
-----	--	---	--



12.		Warranty for DWLR with Telemetry	<p>The period of validity of the Warranty shall be Sixty (60) months after successful installation, testing, commissioning and acceptance. Warranty period shall be followed by 2 years comprehensive AMC. This includes seamless communication of data through telemetry system to National Data Centre, CHQ, Faridabad, India WRIS/ WIMS platform and National data center .The AMC period can be suitable extended as per mutually acceptable terms and conditions.</p> <p>After completion of contract, the equipments with accessories used for this contract Shall be handed over to the purchaser in running condition i.e. flawless data supply.</p>
-----	--	----------------------------------	--

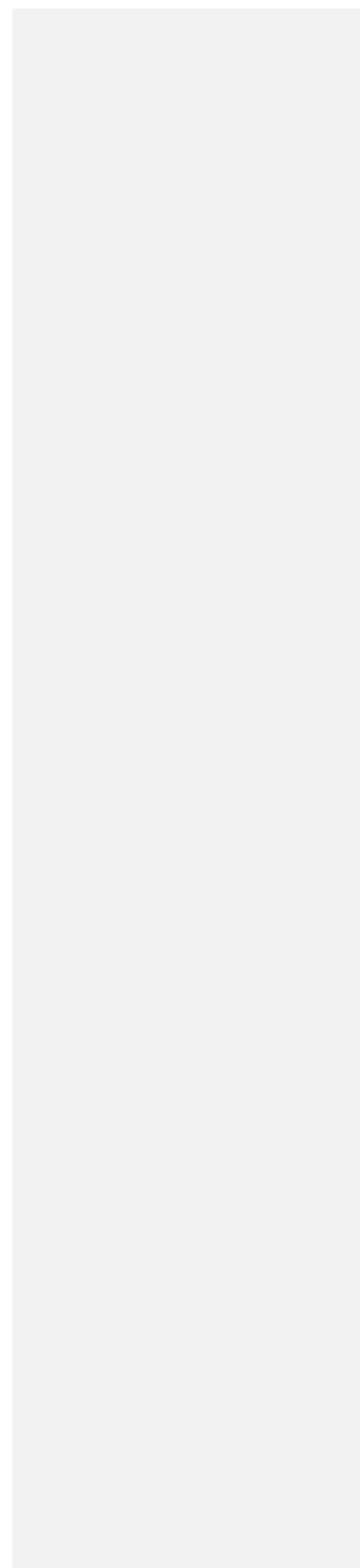


13.		Warranty for DWLR with Telemetry	<p>The warranty for the Part B i.e DWLR and Telemetry shall commence from the date of installation, testing, commissioning and acceptance of the last DWLR at the constructed Piezometer</p> <p>Bidder shall provide at least one dedicated Service Engineer cum operator at the Regional office Data Center for Operation of DWLR system and ensure seamless data transfer from remote DWLR stations to National data Center through GSM/GPRS network &amp; then to India WRIS/ WIMS software through internet. The processed data from India WRIS/ WIMS in the form of reports/ bulletins will be transmitted to Regional &amp; National Data Centre as per technical specifications. The maximum allowed period for repair or replacement (maintenance) shall be 7 Days. It is the responsibility of the bidder to rectify/ replace the equipment without any notice from purchaser and it is the duty of its personnel i.e. dedicated service engineer cum data entry operator to notice that site become non-operational or become faulty.</p> <p>A remote site shall be treated as faulty if it fails to respond or transmits erroneous data equal to or more than 8 data measurement i.e. equal to or more than 2 transmission cycles /2 days. The decision of CGWB about errors in data shall be final and binding. If a remote site continues to remain "fail" for more than 2 days in excess of the maintenance time schedule of 7 days in a year, the contractor is liable to pay penalty <b>@ Rs. 500/- per Day per remote site.</b> The Day for the purpose of penalty shall be taken as failure period of 24 hours or part thereof for a particular remote site. The amount of penalty will be recovered from performance bank guarantee or payment due to bidder during warranty period or AMC period.</p> <p>The penalty for faulty data centers beyond Maximum Response Time would be Rs 1000/- per day. If the supplier fails to remedy the defect within maximum of 14 days, the purchaser may proceed to take such remedial action as may be necessary. At the suppliers risk and expense and without prejudice to any other rights which the purchaser may have against the supplier under the contract.</p>
-----	--	----------------------------------	---

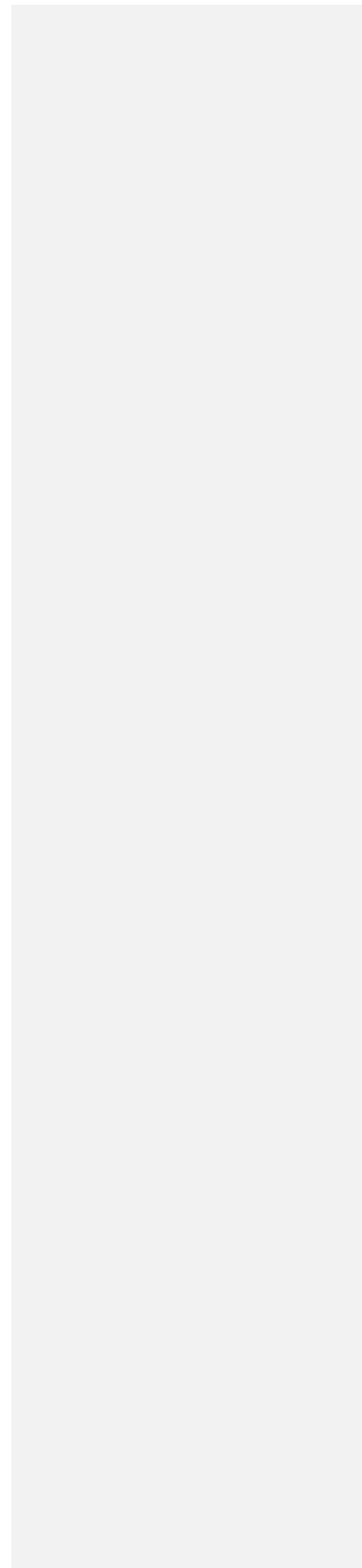
14.		Site preparation and installation for DWLR with Telemetry	<p>Site preparation and installation:</p> <p>The supplier is responsible for associated civil work required for installation and commissioning of the supplies in the Schedule of Requirement under the heading of Relative services in respect of for DWLR with Telemetry</p>
15.		Hardware installation for DWLR with Telemetry	<p>Hardware installation: The Supplier is responsible for all unpacking, assemblies, wiring, installations, cabling between hardware units and connecting to power supplies. The Supplier will test all hardware operations and accomplish all adjustments necessary for successful and continuous operation of the hardware at all installation sites.</p>
16.		Document to be furnished by supplier	<p>In respect of DWLR and Telemetry, Manufactures's/ Suppliers Warranty Certificate, Certificate of Country of Origin, Inspection Certificate and Suppliers's factory inspection report. etc to be submitted .</p>

17.		SERVICE LEVEL CONDITIONS FOR DWLR AND TELEMETRY	<p>1. The bidder is fully responsible to keep the system functional during installation, warranty and AMC period. The bidder should take suo-motu action to repair any faulty instrument and should not wait for a complaint from purchaser to initiate action</p> <p>2. DEFINITIONS</p> <p>i) <b>REMOTE SITE</b> Remote site is the site at remote location where Digital water level recorder (DWLR) systems are installed. The Remote site DWLR generally installed within the Pyrometers' headwork, dug wells (openwells), Ground water level monitoring site or any combination of these sites</p> <p>ii) <b>DATA CENTRE</b> Data centre is the respective server where data is expected to be received. In case of GSM &amp; GPRS based telemetry, the data centre is the server installed in National data centre for receiving GSM &amp; GPRS transmission.</p> <p>iii) <b>INVALID DATA</b> A data would be considered <b>invalid</b> if</p> <p>a) The value recorded / transmitted is beyond permissible limit for that variable. The valid permissible upper limits and lower limits for each monitoring variable for each site would be provided to bidder by the purchaser.</p> <p>b) If the sensor value recorded / transmitted are absurd values or sudden variation in the value (maybe within the specified limits) which is not in-line with the actual physical parameter. (e.g. If the Water level sensor recorded/ transmitted value is showing absurd sudden variation of 2mts (beyond the limits of rate of change of sensor value) with respective to the previous measurement interval, then this data is the invalid data).</p>
-----	--	---	--

			<p>c) If the sensor value recorded/transmitted is having frequent/periodic gaps then the data will be considered as invalid data.</p> <p>d) If the sensor value recorded/transmitted is remain constant, even if there is variation in the physical parameters. (e.g. If the Water level recorded / transmitted value is showing constant/fix value even there is variation in the water level, then this data is the invalid data)</p> <p>e) If the sensor value recorded / transmitted is not in line with the value of co-located automatic /manual observation of the same sensor parameter.</p> <p><b>iv) FAILED DATA TRANSMISSION</b></p> <p>For each remote station, each scheduled transmission (for all variables including battery voltage) would consist of one data transmission. A data transmission would be considered <b>failed</b> if any of the following conditions are true</p> <ul style="list-style-type: none"> <li>• There is no transmission of data from <b>remote site</b></li> <li>• Data is transmitted from <b>remote site</b> but not received at <b>data centre/</b> India WRIS/ WIMS Data is recorded in data logger but not transmitted</li> <li>• Data is not recorded by data logger</li> <li>• Battery voltage not transmitted</li> <li>• Only battery voltage is transmitted without any actual data from sensors</li> <li>• Data is transmitted but data values are <b>invalid</b>.</li> </ul>
--	--	--	---



			<p>v) <b>FAULTY STATION</b>  A station would be considered faulty if:  In case of DWLR data received at National Data Center, if there is <math>\geq 8</math> data measurement (<math>\geq 2</math> Transmission cycles/2days) are failed/invalid data receptions.</p> <p>vi) <b>FAULTY DATA CENTRE</b>  A Data Centre shall be treated as Faulty if</p> <ul style="list-style-type: none"> <li>• Vital Hardware Equipment's installed by bidder at Data Centre Viz. Server ,GSM modem, online3KVA UPS , FTP Server services, Firewall system etc. are not functioning properly.</li> <li>• Bidder has failed to pay the communication charges (SIM, internet, GSM/ GPRS etc.)&amp; system is not in function due to unpaid communication charges.</li> <li>• Unauthorized absence of Bidders Operator Service engineer at Data Centre.</li> </ul> <p>vii) <b>MAXIMUM RESPONSE TIME FOR REPAIR (MRTR)</b></p> <ul style="list-style-type: none"> <li>• The MRTR for Remote station would be 7 days</li> <li>• The MRTR for Data Centre would be 2 days</li> </ul> <p>viii) <b>MINIMUM TIME BETWEEN REPAIRS PER STATION</b></p> <ul style="list-style-type: none"> <li>• The minimum time between repairs is six months. If a station went faulty for reasons attributed to bidder and availed of MRTR once, it would not be eligible to avail the free repair period within payment period (six months)</li> </ul> <p>2. <b>PAYMENT FOR DATA RECEPTION</b></p> <ul style="list-style-type: none"> <li>• The payment would be released proportion to data received at the Data centre. A table below presents the percentage of data reception and corresponding payment</li> </ul>
--	--	--	--



				<b>Percentage of data received</b>	<b>Payment to be made to vendor</b>
				90-100%	100 % of(5 % of the Total Price for the Part B of the BOQ i.e for DWLR and Telemetry excluding AMC cost)
				80-89.99%	90 % of(5 % of the Total Price for the Part B of the BOQ i.e for DWLR and Telemetry excluding AMC cost )
				70-79.99%	80 % of(5 % of the Total Price for the Part B of the BOQ i.e for DWLR and Telemetry excluding AMC cost ))
				60-69.99%	70 % of(5 % of the Total Price for the Part B of the BOQ i.e for DWLR and Telemetry excluding AMC cost )
				50-59.99%	60 % of (5 % of the Total Price for the Part B of the BOQ i.e for DWLR and Telemetry excluding AMC cost )
				40-49.99%	40 % of (5 % of the Total Price for the Part B of the BOQ i.e for DWLR and Telemetry excluding AMC cost )
				30-39.99%	25 % of (5 % of the Total Price for the Part B of the BOQ i.e for DWLR and Telemetry excluding AMC cost )
				Below30%	NIL of (5 % of the Total Price for the Part B of the BOQ i.e for DWLR and Telemetry excluding AMC cost )

The calculations for data reception percentage are as below

Data reception percentage for each station=  
[1-(No of Failed transmissions/No of transmissions expected)]\*100

Data reception percentage for each station is calculated for payment period(sixmonths)

Number of transmissions expected is calculated based on transmission cycle. For 6-hourly transmission cycle, if there are 182 days in six months period,

The no. of expected transmissions=182(days)\*4(transmissions per day) for a given station.

If a station went faulty during payment period of six months and availed of free time of MRTR (7 days), the 7 days period would be subtracted from no. of expected transmissions. For example, if a station went faulty and payment period is for182 days, the number of transmissions expected would be calculated as:

Number of transmissions expected = (182-7) \* 4; here 7 days time to repair. However, this deduction would be allowed only once in six months period for any given station.

**TotaldataReceptionpercentage=**

$$\frac{\sum_{i=1}^n \text{DataReceptionpercentageof } i^{\text{th}} \text{ station}}{n}$$

Where n is number of remote stations

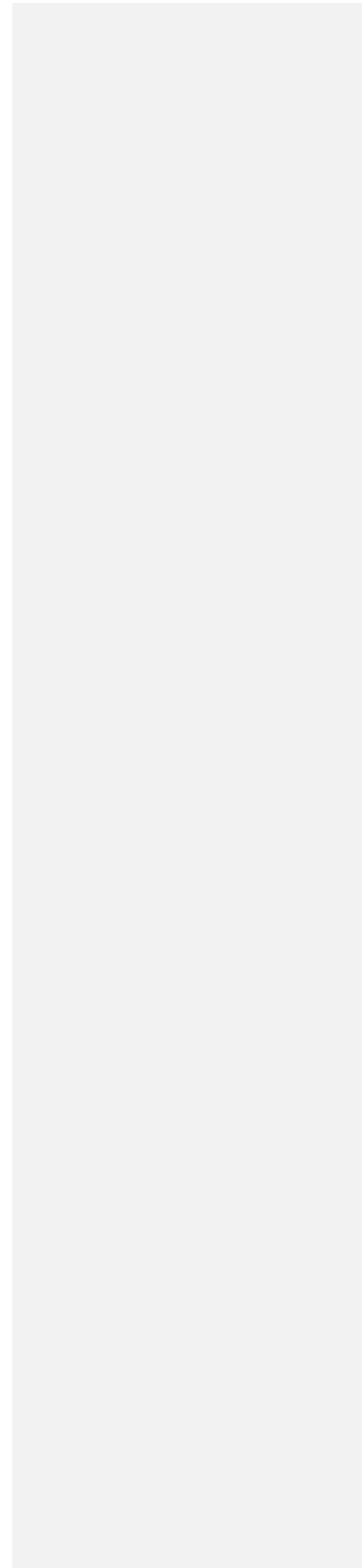
In case the percentage of data reception is below 50% continuously for 3 months, the Purchaser may initiate termination process as per Tender Conditions



18.	8.0	Operation of Contract	<p><b>Milestone/ Deliverables/Period of completion</b>  <b>The total Time period for the completion of this Package shall be 630 days as below:</b></p> <p><b>(A) For Construction of the Piezometer Wells</b>  <b>Milestone is as follows:</b> Total number of wells should be completed on or before 360 days from the date of issue of Work Order by the The Supertending Engineer, Central Ground Water Board, Bhujal Bhawan, NH-IV, Faridabad, 121001. The well will be treated as complete only when all the ordered items of BOQ including pumping tests if specified in the BOQ (i.e. items as ordered by CGWB representative as per site condition for each well) are complete including submission of item wise data and BDR. Against each milestone, the cumulative progress of works in percentage (i.e. number of wells in percentage) to be achieved and amount to be withheld (in percentage) in case of non -achievement against each milestone are furnished in the table given below. In case the bidder accelerate the cumulative progress of work and completes the work within stipulated period, the withheld amount if any will be released without any interest</p> <p>In case of wells where pumping test (if specified in BOQ), water sample analysis and BDR are not completed due to genuine reasons duly accepted by Regional Director and all other items of BOQ including well development as ordered by employer have been completed, the well will be treated as partially completed. The partially completed wells will not be counted for milestone i.e, for cumulative progress of work. Only completed wells in all respect will be counted for milestone.</p> <p>In case the contractor does not achieve a particular milestone mentioned the percentage/ amount shown against that milestone shall be withheld, to be adjusted against the compensation levied at the final grant of extension of time. Withholding of this amount on failure to achieve a milestone, shall be without any notice to the contractor. However, if thecontractor catches up with the progress of work on the subsequent milestone(s), the withheld amount shall be released. In case the contractor fails to make up for the delay in the subsequent milestone(s), percentage/ amount mentioned against each milestone missed subsequently also shall be withheld. No interest, whatsoever, shall be payable on such withheld amount.</p>
-----	-----	-----------------------	--

Milestone	Time since award of work (in days)	Cumulative progress of works(i.e. number of wells) to be completed	Amount to be withheld in case of non-achievement of milestone
1	60	5%	10% of the running bill amount passed for payment by the concerned Executive Engineer.
2	90	10%	
3	120	20%	
4	150	30%	
5	180	40%	
6	210	50%	
7	240	60%	
8	270	70%	
9	300	80%	
10	330	90%	
11	360	100%	

In case, the contractor completes the Work before the milestone deadline, then he shall be paid by the employer upon submission of bills irrespective of the milestone deadline.



**B) For Supply, Commissioning, Installation and Training of DWLR with telemetry.**

**Milestone is as follows:** Total number of DWLR and telemetry including the supply, commissioning, installation and training should be completed on or before 630 days from the date of issue of Work Order by the The Supertending Engineer, Central Ground Water Board, Bhujal Bhawan, NH-IV, Faridabad, 121001.

Milestone	Time since award of work (in days)	Cumulative progress of works(i.e. number of DWLR's installed, commissioned alongwith training) to be completed	Amount to be withheld in case of non-achievement of milestone
1	450	25%	10% of the running bill amount passed for payment by the concerned Executive Engineer.
2	510	50%	
3	570	75%	
4	630	100%	

The running bill as per above milestone shall be raised for 50% of the Total Price for the Part B of the BOQ i.e for DWLR and Telemetry Training cost, excluding AMC cost and then submitted to the Regional Director of the concerned RODC where server and other accessories are installed for verification.

Upon verification of the above, the payment will be released by the Executive Engineer under the jurisdiction of Concerned Regional Director of the RODC.


1<sup>st</sup> (First) Milestone shall only be considered achieved when 25 % of DWLR with telemetry are installed and data alongwith other deliverables as per the tender document are successfully received and validated by the Regional Director of the concerned RODC.

In case, the contractor completes the Work before the milestone deadline, then he shall be paid by the employer upon submission of bills irrespective of the milestone deadline.

			In case the contractor does not achieve a particular milestone mentioned the percentage/ amount shown against that milestone shall be withheld, to be adjusted against the compensation levied at the final grant of extension of time. Withholding of this amount on failure to achieve a milestone, shall be without any notice to the contractor. However, if the contractor catches up with the progress of work on the subsequent milestone(s), the withheld amount shall be released. In case the contractor fails to make up for the delay in the subsequent milestone(s), percentage/ amount mentioned against each milestone missed subsequently also shall be withheld. No interest, whatsoever, shall be payable on such withheld amount
19.	8.2	Compensation for Delay	Liquidated damage as per G.C.C 8.2 shall be applicable.
20.	9.1	Dispute Resolution Board	The Dispute Resolution Board shall comprise i) The concerned Member, CGWB under whose jurisdiction the work is being executed ii) The FAO, CGWB iii) The Regional Director, CGWB of the concerned region/s . iv) The Superintending Engineer, CGWB under concerned Member
21.	9.2	Arbitration	The Chairman, CGWB shall appoint the Arbitrator. In case of any dispute, it will be settled within the jurisdiction of Faridabad, Haryana.
22.	11	Laws Governing the Contract:	In addition to existing conditions in G.C.C, the contractor shall assist the employer throughout continuation of contract in respect of all matters arising out of contract, serve all notices and obtain all consents, approval and permission on behalf of employer required to be taken under any regulation and by laws of the local or other authority which shall be applicable to work.

**SECTION- V**

SCOPE OF WORK  
AND  
TECHNICAL SPECIFICATIONS



## SECTION-V – PART A- SOFT ROCK

### SCOPE OF WORK AND TECHNICAL SPECIFICATIONS

<b>1</b>	<b>General</b> <p>The locations for construction of wells provided in the section- VII are tentative. The contractor on award of work shall confirm the locations from concerned Regional Director, CGWB before deputing manpower and machinery for undertaking the work. In case work could not be carried out at a particular site due to a genuine reason like non approachability, land dispute, etc. alternate site will be provided.</p> <p>The Contractor shall have to furnish in writing to the concerned Regional Director &amp; Executive Engineer, CGWB, a programme of drilling of wells within a week of handing over the pin pointed sites to the Contractor.</p> <p>The location/sites furnished are tentative. The Employer reserves the right to modify or change the location as well as the depth of construction as per the local prevailing conditions and no additional cost will be paid in this regard.</p> <p>For the purpose of drilling, approach road, water for drilling, crew, camp and other infrastructure, preparation of the site and placing the rig etc, are to be arranged by the drilling contractor at his own cost. At each site, a tent with furniture should be provided to facilitate the CGWB representative to discharge his duties.</p> <p>No payment shall be made against shifting of rig unit with accessories for construction of Piezometers</p> <p>Technical problems during drilling like jamming of drill string, damages to drilling tool, stoppage of work due to unforeseen reasons etc would be the responsibility of the drilling contractor and no compensation of any kind would be paid by the department. In case the well could not be completed and had to be abandoned due to contractor's fault, no payment will be made for that well. In case the well is abandoned due to geological condition such as poor discharge, inadequate depth of good quality water bearing formation, etc, duly certified by representative of CGWB and on approval of Regional Director, payment for executed works will be made. The decision of Regional Director/Executive Engineer will be binding on contractors in deciding whether the well is abandoned due to contractor's fault or due to hydro geological conditions.</p> <p>Drilling Fluid (Bentonite Mud fluid) required for drilling and for efficient removal of cuttings to reach the targeted depth and saving borehole from collapsing will be the responsibility of the contractor.</p>
<b>2</b>	<b>Scope of Work and Overview</b>
<b>2.1</b>	<b>Scope of Work</b> <p>The scope involves drilling of pilot hole, collection of samples for preparation of lithology,, electrical logging(SP, Resistivity &amp; Natural Gamma), preparation of composite log, design</p>

Formatted Table

of well assembly, enlargement of hole size by reaming, lowering of well assembly, gravel shrouding, cement sealing, clay packing, development, pumping test and data analysis, collection of water samples for chemical analysis, chemical analysis of water sample and preparation of Basic Data Report .

The details of all the activities to be carried out by the contractor including methodology to be adopted and reporting formats are discussed in this section Sl. No 3.0 to 17.0.

The contractor should deploy minimum \_\_\_\_\_ Nos of Rig unit attached with pump unit  
[ No of rig unit to be calculated based on formula given below:

$$R = (W \times D) / T$$

Where,

R is the minimum number of Rig unit required

W is the total No of wells

D is the average number of days required to complete one well (i.e. D= 3 in case of 200m well in Hard rock and D = 20 in case of 300m well in soft rock)

And T is the scheduled time period for completion of the project in days]

### 3. Construction of Piezometer Wells

The number of Piezometer wells to be constructed is given in Section VI. Tentative locations of Piezometer wells is given in section VII. The employer reserves the right to change the location in case of non availability of site clearance or any other reasons and no additional cost will be paid for change in locations.

For Piezometer drilling of pilot hole of 216 mm ( 8 ½") by RR/ Drag bit using Bentonite drilling fluid shall be carried out. The targeted depth of pilot hole is as per BOQ , however it may vary from about 100 m to 305m or as specified in the BOQ depending upon geology.

Formation strata samples should be collected after proper washing adopting standard procedure for sample collection for every 3 m or in the event of change in formation.

Electrical logging and natural gamma logging as specified in BOQ shall be carried out upto bottom of pilot hole. Logging Report alongwith Zone wise water quality shall be submitted. In case the logging could not be completed to desired depth in 8 ½" pilot hole after repeated attempts, logging in larger dia hole may be allowed by site hydrogeologist and no additional payment will be made for enlargement of hole for logging purpose and for additional attempts of logging.

The depth of blank pipe and slotted pipe with bail plug (well assembly) will be decided by the employer's site Hydro Geologist/representative of Regional Director, according to the formation encountered during drilling. The depth of well assembly may vary from 100 m to 300m or as per BOQ

The bill of quantity should contain only final reamed size of the Piezometer wells and its depth and hence rate should be quoted for final reamed size and its depth only i.e. the final reamed rate deemed to cover the intermediate reaming sizes. The reaming with intermediate sizes should not be included in the bill of quantity.

	<p>As per recommendation of assembly chart, casing pipe/slotted pipe as mentioned in this section SI. No 5 should be lowered. After assembly lowering, back washing should be carried out.</p> <p>Gravel shrouding should be carried out as mentioned in this section SI. No 7.</p> <p>Cement Sealing and Clay packing shall be provided as mentioned in this section SI.No 8.</p> <p>Well development should be carried out as mentioned in this section SI. No 10.</p> <p>Water samples as specified in BOQ should be collected during well development from Piezometer in good quality polypropylene bottles using standard procedures for Basic parameter analysis and for heavy metals as per direction of representative of CGWB as per the BOQ Document.</p> <p>Analysis of sample as per BOQ shall be carried out by Contractor from NABL accredited lab and shall be submitted to the Regional Director, CGWB, Concerned Region. One set of sample (Basic and heavy metal) from Piezometer shall be submitted to the Regional Director, CGWB, Concerned Region ..</p>
4	<b>Methodology / Approach</b>
4.1	<p><b>Process /Methodology Involved In Construction Of Wells In Soft Rock Up To 300 M Depth</b></p> <p><b>Piezometer Wells</b></p> <ul style="list-style-type: none"> <li>(i) Site selection and pinpointing of site</li> <li>(ii) Shifting of Rig</li> <li>(iii) Site preparation</li> <li>(iv) Pilot hole drilling [using 216mm (8½") diameter RR Bit/ Drag Bit] as per BOQ</li> <li>(v) Sample collection &amp; preparation of litholog</li> <li>(vi) Bore hole logging (Resistivity, SP, Natural Gamma)</li> <li>(vii) Preparation of E log Report including Zone wise quality</li> <li>(viii) Preparation of Composite log using data of (v) &amp; (vi) above</li> <li>(ix) Designing of Well assembly</li> <li>(x) Reaming of Bore hole (by using appropriate size of RR bits based on recommended well assembly size, giving a margin for minimum 100mm thickness for gravel packing ) as per BOQ</li> <li>(xi) Lowering of well assembly</li> <li>(xii) Back washing, shrouding of gravel and Clay packing (cement sealing, if required). Cement sealing should be done by tremie pipe. Adequate rest shall be provided after cement sealing. Clay balls should be used clay packing.</li> <li>(xiii) Verticality test of well(if required)</li> <li>(xiv) Zone wise Development of well by air compressor, overpumping or by any other means till the water is clear and sand free</li> </ul>




	<ul style="list-style-type: none"> <li>(xv) Pumping Test if specified in BOQ <ul style="list-style-type: none"> <li>a. Water sample collection for analysis of Basic &amp; Heavy metals under guidance of CGWB site Hydrogeologist/ Chemist.</li> </ul> </li> <li>(xvi) Construction of platform, well capping and installation of protection box</li> <li>(xvii) Preparation of Basic Data Report &amp; submission</li> <li>(xviii) Clearance of site and bringing it to original natural condition</li> <li>(xix) Handing over of well</li> </ul>
<b>4.2</b>	Deleted
<b>5</b>	<p><b>Well Assembly</b></p> <ul style="list-style-type: none"> <li>(i) M.S Casing pipes used for well assembly should confirm to the specification given below. <ul style="list-style-type: none"> <li>(a) BIS marked steel tubes plain ended with bevelled edges on both ends, for water wells of type ERW conforming to Table No 3 of IS: 4270/2001 (third revision). The steel for the ERW casing pipes shall be of Make Tata, Jindal, SAIL, Essar and test certificate of material from Tata/Jindal/SAIL/Essar shall mandatorily be submitted to the Engineer-Incharge at the time of Inspection.</li> </ul> </li> <li>(ii) LCG V-wire screen pipe with slot opening as mentioned BOQ should confirm to latest version of IS:8110-2000. The LCG V Wire screen shall be of Make Appollo, Johnsons/ and test certificate from Make Apollo/ Johnsons/Super shall mandatorily be submitted to the Engineer-Incharge at the time of Inspection</li> <li>(iii) A length of 0.50 m of casing pipe should be left above the ground level.</li> <li>(iv) Well cap should be securely sealed to the pipe after tube well is checked by the Engineer-In-Charge.</li> </ul>
<b>6</b>	<p><b>Data Collection</b></p> <p>Drilling contractor will</p> <ul style="list-style-type: none"> <li>(i) Maintain a drill time log for every 3 m for wells drilled or in the event of change in formation in soft rock formations.</li> <li>(ii) Collect formation samples of minimum 500g mass at an interval of 3m or change of formation during drilling and properly pack in polythene bags and label with date/ depth/ location.</li> <li>(iii) Carry out geophysical logging (SP, Resistivity &amp; Natural Gamma)</li> <li>(iv) Measure discharge over 90° V notch plate during development of well.</li> <li>(v) Collect 1 litre water sample after development is complete and during test for wells drilled in soft rock formations in good quality polypropylene bottles using standard procedures for basic analysis and heavy metals. Two sample (one for basic parameters and one for heavy metals ) or as specified in BOQ</li> </ul> <p>Necessary arrangements are to be made for verification by Engineer-In-Charge/ CGWB site Hydrogeologist for checking of depth of borehole, length of casing, static water level, discharge and any other requirement as shall be felt necessary from time to time. A guest tent should be pitched at the site during drilling/ testing and provided with table and chairs for the Site Hydrogeologist/ Engineer-In-Charge.</p>

7	<p><b>Gravel Packing of Tubewell</b></p> <p>After the well assembly has been placed in position, the Pea gravel as per specification mentioned in BOQ has to be shrouded in the annular space between the well assembly pipe and the borehole by adopting reverse fluid circulation method upto the depth as mentioned in assembly chart recommendation. The gravel should be of rounded to sub-rounded shape and shall be supplied by the Contractor. Before shrouding, the pea gravel must be got inspected and approved by CGWB site representative. Sufficient care should be taken so that gravel packing is proper and no bridging takes place during gravel shrouding. If necessary, in case of bridging of gravel, air compressor of appropriate capacity should be used for proper gravel shrouding as per instruction of employer's site representative for which no additional cost will be paid. After gravel packing, sounding should be carried out to ascertain the correct depth of gravel packing. As a cross check, the theoretical annular volume of gravel packing and volume of actual gravel consumed should be compared to ascertain that gravel shrouding is without bridging. In case of EW the gravel packing shall be measured in meters from the bottom of Reamed depth or from Assembly depth+ 5 m, whichever ever is less. In case of OW, gravel pack shall be measured from bottom depth of hole or from Assembly depth+ 5 m, whichever ever is less. If gravel packing is not carried out properly, no payment will be made till rectification.</p>
8	<p><b>Cement Sealing and clay packing of Tube Well:</b></p> <p>After Gravel shrouding is done cement sealing (if required) shall be done using tremie pipe. Cement sealing of 5 m thickness shall be provided. Before cement sealing 1 m thick clay shall be provided above gravel. Adequate rest (minimum 10 hrs) shall be provided after cement sealing.</p> <p>Annular space between borehole and pipe above cement seal (if provided) shall be filled with clay balls. If cement sealing is not provided clay packing shall be provided above gravels.</p>
9	<p><b>Verticality Test</b></p> <p>The vertical test shall be carried out in wells where pump/eduction pipe cannot be lowered smoothly to the desired depth and the contractor shall carry out the vertical test at his cost as per the decision of the Employer side representative. The well assembly shall be placed vertically inside the borehole. Verticality test as per IS: 2800 (Part 2) -1979 must be arranged by the Contractor with standard equipment at his cost. In case of deviation beyond the permissible limit, the well will be treated as vertically out. The acceptance of suitability of the well will be purely at the discretion of CGWB. The well will not be accepted in case pump could not be lowered to desired depth due to non-verticality of well and no payment will be made.</p>
10	<p><b>Well Development</b></p> <p>Zone wise development of wells shall be carried out by air compressor of appropriate capacity i.e. minimum 1723.69 KPa(250 Psi) and minimum 21.23 cubic meter per minute (750 cfm) immediately after construction within 5 days of construction of well. Subsequently well should be developed by over pumping by VT/Submersible pump or by any other means till the water is free from mud and fine sand. In case development is not carried out in time resulting in poor yield or in case the well is not properly developed, no payment will be made till recification is carried out.</p>

11	<p><b>Construction of Platform and installation of Well Cap, Protection Box and Display BOARD</b></p> <p>After completion of well in all aspects, the well should be provided with well cap using MS plate of minimum thickness 6mm and protection box made of minimum 3.00 mm GI sheets with Brass lock (7 lever) with all common keys (One Key for multiple locks) preferably Make: Godrej/Harrison/Link with three individual keys for each well.</p> <p>A concrete platform using concrete mix of 1:2:4 should be provided around the well pipe welded with minimum 6 No's of 38mm (1 ½") L angle as per the drawing specification given in the tender. Schematic diagram of well is given in section IX.</p> <p>A Display Board as per drawing in the section IX with details of wells should be installed near the well. On completion of well, the site around the well should be brought to previous natural condition</p>
12	<p><b>Successful and Unsuccessful Well</b></p> <p>Success of well will be decided by the Representative of Regional Director. In case of non-availability of minimum thickness of aquifer capable of yielding expected discharge, the bore hole may be abandoned and payment based on actual work carried out will be made at quoted rates. The well abandonment committee will be constituted by respective Regional Director and will consist of two officers of hydrogeological discipline and one officer of engineering discipline to decide upon the measurement of unsuccessful well. If the well is abandoned due to the fault of the contractor or due to the limitations of the machinery, borehole fishing etc, <b>no payment shall be made.</b></p>
13	<p><b>Mode of Measurement</b></p> <p>The Contractor shall be paid on actual Computerised Measurement Books (CMB) of finished work on the basis of quoted rates. The Contractor shall be eligible for payment of full length drilling of pilot hole irrespective of the design of tube well assembly provided the more drilling necessitated in search of a suitable aquifer and as per the advice of Engineer-In-Charge.</p>
14	<p><b>The Surrounding Area After Well Completion</b></p> <p>The area surrounding the well site has to be levelled, pits to be filled and the area to be restored to the original condition i.e. as before start of drilling operation.</p>
15	<p><b>Handing Over of Tubewell</b></p> <p>The well must be properly handed over to the CGWB along with hard and soft copy of BDR in triplicate. The wells will be treated as completed and handed over only on submission of Basic Data report along with all data, analysis, Graph sheet etc (Hard copy in triplicate &amp; soft copy) and upon the installation of DWLR and telemetry systems, duly accepted by the Regional Director, CGWB, Concerned Region. The copy of the accepted BDR and related document, if any, is to be submitted to concerned Executive Engineer for payment purpose.</p>

<b>16</b>	<b>Monitoring and Measurement of Work</b>		
<b>16.1</b>	The monitoring and measurement of different activities for PIEZOMETER drilling shall be as specified in below table		
	<b>S. No.</b>	<b>Parameter</b>	<b>Monitoring Mechanism / Measurement Criteria</b>
	1)	Location of site	Site selection report(s) duly signed by the representatives of contractor, state government and regional office CGWB.
	2)	a)Depth/ Diameter of pilot hole in Piezometer	Sounding should be carried out in the presence of the Engineer-In-Charge. In wells wherever logging is conducted, the logged depth will be taken as pilot hole depth in case of variation between pilot hole depth and logging depth.
		b) Depth of reaming	Depth of reaming shall be assembly depth plus 5m or actual which ever is less.
	3)	Inspection of assembly pipes, screen pipes, gravel etc. as per specification	Pipes used for assembly, screen pipes, gravel etc. should be pre-inspected and approved by Engineer-In-Charge. Assembly lowering should be carried out in the presence of CGWB Hydro geologist/Engineer-in- Charge. On completion of gravel shrouding sounding should be carried out before cement sealing and it should be ensured that gravel shrouding and cement sealing are in correct depth.
	4)	Litholog/ Electrical log/ Composite log/ Well Design	Verification/ validation by the Regional office
	5)	Installation of well assembly and gravel shrouding	Should be carried out in the presence of Engineer-In-Charge/CGWB site Hydro geologist.
	6)	Development of well	Development should be carried out in the presence of CGWB site Hydro geologist/Engineer-in Charge. Sand content of water will be verified by CGWB site Hydro geologist/Engineer-In-Charge.
	7)	Testing of well	PYT and Slug test (if specified in the BOQ) should be carried out by the contractor in the presence of CGWB Hydro geologist/Engineer- In-Charge. Analysis and evaluation report to be prepared by the contractor and to be validated by the Regional office.
	8)	Well capping/ construction of platform and installation of protection box	Physical inspection by the Engineer- In-Charge
	9)	Supply , Installation and Commissioning of DWLR and Telemetry	Physical Inspection by the Engineer- In-Charge and data generation report
	PS: The contractor will report to the Engineer-In-Charge via e-mail/phone the daily		

	progress at each site and submit status report on weekly basis to Executive Engineer.
<b>18</b>	<b>Preparation and Submission of BDR</b> The contractor is required to prepare the basic data report (BDR) for the wells as per the format provided in Section-VIII. The BDR along with litholog, logging data, test data, graph sheet, analysis report shall be submitted to CGWB in soft as well as hard copy (in triplicate). In site where more than one well is constructed, one BDR should be prepared for all the wells constructed in the site and the litholog, well diagram, time log, static water level etc for EW and OW should be furnished separately in the BDR.
<b>19</b>	<b>Specification and Drawings</b> The specifications for drilling and construction of wells shall be as specified in the bill of quantities. The drawings for Well cap, Protection Box, Cement concrete platform, Display Board and Display Board platform is provided in Section- IX.



## **SECTION-V – PART B- HARD ROCK**

### **SCOPE OF WORK AND TECHNICAL SPECIFICATIONS**

#### **1 General**

The locations for construction of wells provided in the section- VII are tentative. The contractor on award of work shall confirm the locations from concerned Regional Director, CGWB before deputing manpower and machinery for undertaking the work. In case work could not be carried out at a particular site due to a genuine reason like non approachability, land dispute, etc. alternate site will be provided.

The Contractor shall have to furnish in writing to the concerned Regional Director & Executive Engineer, CGWB, a programme of drilling of wells within a week of handing over the pin pointed sites to the Contractor.

The location/sites furnished are tentative. The Employer reserves the right to modify or change the location as well as the depth of construction as per the local prevailing conditions and no additional cost will be paid in this regard.

For the purpose of drilling approach road, water for drilling, crew, camp and other infrastructure, preparation of the site and placing the rig at the site etc., are to be arranged by the drilling contractor at his own cost. At each site, a tent with furniture should be provided to facilitate the CGWB representative to discharge his duties

Technical problems during drilling like jamming of drill string, damages to drilling tool, stoppage of work due to unforeseen reasons etc would be the responsibility of the drilling contractor and no compensation of any kind would be paid by the department. In case the well could not be completed and had to be abandoned due to contractor's fault, no payment will be made for that well. In case the well is abandoned due to geological condition such as poor discharge, inadequate depth of good quality water bearing formation, etc, duly certified by representative of CGWB and on approval of Regional Director, payment for executed works will be made. The decision of Regional Director/Executive Engineer will be binding on contractors in deciding whether the well is abandoned due to contractor's fault or due to hydro geological conditions

#### **2 Scope of Work and Overview**

##### **2.1 Scope of Work**

The scope involves drilling and casing of overburden, drilling in hard rock up to the targeted depth, identification of depth of each fracture, assessment of yield after encountering of each fracture, development and testing of Piezometers Wells if specified in BOQ , collection of lithlog samples and water samples, chemical analysis of water samples, preparation of lithology and preparation of Basic Data report.

The contractor shall be required to carry out drilling and construction of Piezometer Wells as per tender, development by air compressor and conducting preliminary yield of wells, , slug test and data analysis if specified in BOQ, preparation of basic data reports

along with site location map, and submission to CGWB in prescribed format (section-VIII &IX) in triplicate along with well diagram in details of reaming diameter, well size and depth, cement sealing depth if any, clay packing depth etc.

The details of all the activities to be carried out by the contractor including methodology to be adopted and reporting formats are discussed in following section 3.0 to 17.0. Tentative list of locations has been provided in section-VI.

The contractor should deploy minimum \_\_\_\_\_ Nos of Rig unit attached with pump unit  
[ No of rig unit to be calculated based on formula given below:

$$R = (W \times D) / T$$

Where,

R is the minimum number of Rig unit required

W is the total No of wells

D is the average number of days required to complete one well (i.e. D= 3 in case of 200m well in Hard rock and D = 20 in case of 300m well in soft rock)

And T is the scheduled time period for completion of the project in days]

### 3. Construction of Piezometer Wells

It is proposed to construct Piezometer well for 200m or depth as specified in BOQ.).

Tentative locations of Piezometer wells are given in **section VII**. The employer reserves the right to change the location in case of non availability of site clearance or any other reasons and no additional cost will be paid for change in locations

#### **The number of Piezometer well to be constructed shown in Section- VI.**

Water sample should be collected in 1litre HDPE bottles using standard procedures as specified in the BOQ. BDR along with litholog, logging data and report, test data and report etc. along with well diagram incorporating all details should be submitted. On completion of well, the site should be brought to the previous natural condition.

The well should be provided with well cap using MS plate of minimum thickness 6mm and protection box made of **3.00 mm** GI sheets with Brass lock (7 lever) with all common keys (One Key for multiple locks) preferably Make: Godrej/Harrison/Link with three individual keys for each well. A concrete platform (using concrete mix of 1:2:4) as per drawing should be provided around the well housing pipe as per the specification given in the tender.

The Engineer in charge will decide the actual casing length at site based on overburden encountered. Lithologs samples should be collected after proper washing adopting standard procedure for sample collection for every 3m or in the event of change in formation.

Also Preliminary Yield Test (PYT) should be conducted if specified in the BOQ or if required as per instruction of site officer on encountering each fracture with substantial discharge. For conducting PYT, 75mm diameter M.S Pipe (Eduction pipe) up to 1m above bottom level of drilling and 25mm dia airline should be lowered inside eduction pipe up to approximately 1m above bottom level of eduction pipeor the air line should be

placed in education pipe so that the discharge is optimum. 20mm MS/ PVC pipe should be lowered for measuring water level. Slug test has to be conducted on need based or if specified in BOQ, on instruction of site geologist. The proper jigs and fixture or anchoring of pipes during the test... Water sample should be collected during pumping test and during drilling in 1 litre HDPE bottles and handed over to the Regional Director with receipt. The nomenclature should be made on the bottle to identify the site where the water is collected. BDR along with litho log, logging data and report, test data and report, water sample analysis report etc should be submitted. Also well diagram with details such as overburden drilling diameter and its depth, casing pipe lowered and its diameter and depth, naked bore diameter, depth at which fractures encountered, static water level, V notch discharge on encountering each fractures and depth, its size and depth clay packing, cement sealing if required, concrete platform etc should be submitted. The well should be provided with well cap using M.S plate of minimum thickness 6mm and protection box as per drawing. A concrete platform should be provided around the well housing pipe welded with minimum 6 Nos. of anchoring plateaus as per the drawing specification given in the tender. Schematic diagram of well is given in section-IX. On completion of well, the site around the well should be brought to previous natural condition.

#### **4 Methodology / Approach**

##### **4.1 Process/ Methodology Involved In Construction Of Wells In Hard Rock Up To 300/200 M Depth**

###### **Piezometer Wells**

- i) Site selection and pinpointing of site.
- ii) Shifting of Rig (shortest approachable route)
- iii) Site preparation
- iv) Overburden drilling (using Button Bit/RR Bit)
- v) Installation of casing pipe in the overburden and surface grouting.
- vi) Telescopic Drilling using DTH method up to targeted depth
- vii) Measurement of yield using V notch/volumetric method after encountering each fracture zone and simultaneous water sample collection and quality analysis for individual fracture zone
- viii) Sample collection and preparation of litholog
- ix) PYT/Slug test (need based if specified in BOQ)
- x) Development by air compressor



- xi)** Verticality test of well if required.
- xii)** Water sample collection
- xiii)** Construction of platform, well capping and installation of protection box.
- xiv)** Preparation of Basic Data Report
- xv)** Handing over of well

## **5 Casing**

- (i) M.S Casing pipes used for well assembly should confirm to the specification given below.
  - (a) BIS marked steel tubes plain ended with bevelled edges on both ends, for water wells of type ERW conforming to Table No 3 of IS: 4270/2001 (third revision). The steel for the ERW casing pipes shall be of Make Tata, Jindal, SAIL, Essar and test certificate of material from Tata/Jindal/SAIL/Essar shall mandatorily be submitted to the Engineer-Incharge at the time of Inspection.
- (ii) LCG V-wire screen pipe with slot opening as mentioned BOQ should confirm to latest version of IS:8110-2000. The LCG V Wire screen shall be of Make Appollo, Johnsons/ and test certificate from Make Apollo/ Johnsons/Super shall mandatorily be submitted to the Engineer-Incharge at the time of Inspection
- (iii) M.S Casing pipes as specified in above should confirm to the specification given below.
- (iv) BIS marked steel tubes plain ended for water wells of type ERW conforming to Table No 3 of IS:4270/2001 (third revision).
- (v) A length of 0.50 m of casing pipe should be left above the ground level.
- (vi) MS Casing pipe should be installed perfectly vertical on the consolidated rock basement in such a manner that there should not be leakage of air during drilling. The annular space between the casing and the borehole wall should be grouted with cement slurry to avoid entry of local foreign material in the borehole in consolidated formations.
- (vii) Well cap should be securely sealed to the pipe after bore hole is checked by the Engineer-In-Charge. The well cap should be fabricated as per the provided specifications by CGWB.

## **6 Well Development**

In respect of borehole drilled in hard rock formations, well should be washed/ developed using compressor thoroughly after completion of the drilling operation till clear water comes.

## **7 Construction of Platform, Well Cap, Protection Box and Display BOARD**

After the completion of well in all respects described above, the contractor shall fabricate and install well cap using MS plate of minimum thickness 6mm, make platform around well, and install Display Board and Protection Box as described in the Drawings in section-IX

## 8 Data Collection

Drilling contractor will

- i. Maintain a drill time log for every meter of drilling for wells drilled in hard rock formation.
- ii. Measure discharge over 90° V notch plate during drilling on every increase/decrease of yield at various depths for wells drilled in hard rock formations.
- iii. Collect formation samples of minimum 500 g mass at an interval of 3m or change of formation during drilling and properly pack in polythene bags and label with date/ depth/ location.
- iv. Collect 1 litre water sample for every water-bearing zone encountered for wells drilled in hard rock formations.

Necessary arrangements are to be made for verification by Engineer-In-Charge for checking of depth of borehole, length of casing, static water level, discharge and any other requirement as shall be felt necessary from time to time. A guest tent should be pitched at the site during drilling/ testing and provided with table and chairs for the Engineer-In-Charge.

## 9 Verticality Test

If required, the vertical test shall be carried out in wells where pump/eduction pipe cannot be lowered smoothly to the desired depth and the contractor shall carry out the vertical test at his cost as per the decision of the Employer side representative. The well assembly shall be placed vertically inside the borehole. Verticality test as per IS: 2800 (Part 2) -1979 must be arranged by the Contractor with standard equipment at his cost. In case of deviation beyond the permissible limit, the well will be treated as vertically out. The acceptance of suitability of the well will be purely at the discretion of CGWB. The well will not be accepted in case pump could not be lowered to desired depth due to non-verticality of well and no payment will be made.

## 10 Successful and Unsuccessful Well

Success of well will be decided by the Employer authorized officer. In case of non-availability of minimum thickness of aquifer capable of yielding expected discharge, the bore hole may be abandoned and payment based on actual work carried out will be made at quoted rates. The tube well abandonment committee will be constituted by respective Regional Director and will consist of two officers of hydrogeological discipline and one officer of engineering discipline to decide upon the measurement of unsuccessful well. If the well is abandoned due to the fault of the contractor or due to the limitations of the machinery, borehole fishing etc, **no payment shall be made.**

## 11 Submission of reports in the prescribed formats

The following reports are required to be submitted by the contractor in the format prescribed in relevant Annexure in hard as well as soft copies:

- (i) Litholog
- (ii) PYT and Slug test ( if specified in BOQ) Data as per proforma
- (iii) Logging data as per proforma and analysis
- (iv) Water sample chemical analysis report.
- (v) Consolidated statement of test (As per proforma in section VIII)
- (vi) BDR as per proforma enclosed in section VIII

## 12 Preliminary yield Test (PYT ) if specified in BoQ

The contractor has to carry out the PYT as per instruction of employer site representative in order to determine aquifer parameter (Transmissivity, Specific capacity)

### 12.1 Methodology/Approach

Transmissivity may be determined by conducting Preliminary Yield Test in wellshaving discharge around 1 lps to 1.5 lps or based on hydrogeological condition, as per the instruction of employer site representative.

Method/Procedure:

- (i) For conducting PYT, 75mm dia or higher dia GI/ MS/ (Eductor pipe) upto 1m above bottom level of drilling and 25mm dia airline should be lowered inside eduction pipe up to 1m above bottom level of eductor pipe or the air line should be placed in such a way that the discharge of water is optimum. 20 mm GI/ MS/ PVC pipe should be lowered for measuring water level and using water level sounders, the water level should be measured.
- (ii) Pre pumping water level is to be measured in the pumping well.
- (iii) The well is to be pumped at a constant discharge for long duration (100 min) and water level during recuperation (recovery) should be are measured periodically (Section-VIII). The discharge should be measured using 90° V Notch
- (iv) Recovery water level is to be recorded as per data sheet (Section-VIII) after stopping the pump until the pumped water level reaches static water level or 90% of the static water level.

The data recorded shall be analysed by using Jacob straight line method.

### 13 Slug Test ~~(if specified in BoQ)~~

The contractor shall conduct slug test in piezometers ( if specified in BOQ) as and when required by the employer.

#### 13.1 Methodology/ Approach

Slug tests is to be conducted in wells as per the decision of employer, where conventional aquifer performance tests cannot be conducted due to constraints of yield. In this method, a known volume or Slug of water (maximum 20 litre) is instantaneously injected into the well and the water level is measured at periodic intervals till the pre-injection water level returns to the pre-injection level or for a pre-determined period, whichever is less.

##### Procedure for conducting slug test:

- (i) Collect and record all available information (depth, diameter, yield, aquifer type, lithology etc.) about the tube well / bore well to be tested
- (ii) Measure the static water level before the injection of slug.
- (iii) Inject a known volume (slug) of water (not more than 20 litres) into the bore well/tube well.
- (iv) Measure the water level at closely spaced intervals (once every minute up to 10 minutes, once every 2 minutes up to 20 minutes and then on once every 5 minutes till completion).
- (v) Continue recording depth/time measurements until the water level returns to pre-injection level or a sufficient number of readings have been made to clearly show a trend on a plot of water level recovery versus the logarithm of time.
- (vi) Estimate the value of change in head ( $H_0$ ) in response to injection of slug ( $H_0$ ). Compute also the change in water levels ( $H$ ) for each subsequent measurement.
- (vii) Compute the values of  $H/H_0$  for each measurement.

##### Analysis of Data

Field data generated need to be analysed using standard methods

- (i) For Unconfined aquifer - Hvorslev method (1951)/Bouwer and Rice method (1976).
- (ii) For confined aquifers - Cooper et al (1967) method

#### 13.2 Technical Specifications

- (i) Slug test is to be conducted in Piezometers ( only if specified in BOQ)
- (ii) Conducting test with slug injection (20 litres)
- (iii) Slug injected should be of potable water quality.
- (iv) Recording water level data in periodic time steps (minute recording upto 10 min, 2 minute recordings upto 20 minutes and then on 5 minute recordings till completion)

Analysis of data generated using following method for unconfined aquifer by

- (i) Hvorslev method(1951) and
- (ii) Bouwer and Rice method (1976)

For Confined aquifer by - Cooper et al (1967)

Submission of report in prescribed format (Hard and Soft copy) containing

- (i) Site location details – (Section-VI)
- (ii) raw data sheet - ( Section-VIII )
- (iii) Processed graph sheet
- (iv) Calculation details and results
- (v) Consolidated statement of slug test ( Section-VIII)

#### 14 Mode of Measurement

The Contractor shall be paid on actual Computerised Measurement Books (CMB) of finished work on the basis of quoted rates. The Contractor shall be eligible for payment of full length drilling of bore hole.

#### 15 The Surrounding Area After Well Completion

The area surrounding the well site has to be levelled, pits to be filled and the area to be restored to the original condition i.e. as before start of drilling operation.

#### 16 Handing Over of well

The tube/bore well must be properly handed over to the CGWB along with hard and soft copy of BDR in triplicate. The wells will be treated as completed and handed over only on submission of Basic Data report along with all data, analysis, Graph sheet etc (Hard copy in triplicate & soft copy) and upon the installation of DWLR and telemetry systems duly accepted by the concerned Regional Director, CGWB. The copy of the accepted BDR and related document, if any, is to be submitted to Executive Engineer for payment purpose

#### 17 Monitoring and Measurement of Work :

- 17.1 The monitoring and measurement of different activities for PIEZOMETER drilling shall be as specified in below table

S. No.	Parameter	Monitoring Mechanism / Measurement Criteria
1)	Location of site	Site selection report(s) duly signed by the representatives of contractor, state government and regional office CGWB.
2)	Depth/ Diameter of pilot hole	Sounding should be carried out in the presence of the Engineer-In-Charge. In wells wherever logging is conducted, the log depth will be taken as pilot depth in case of variation between pilot hole depth and logging

		depth for payment purpose.
3)	Litholog/ Electrical log/ Composite log/Well Design	Verification/ validation by the Regional office.
4)	Development of well	Should be carried out in the presence of Engineer-In-Charge/Regional office site hydro geologist.
5)	Testing of well	PYT and Slug test ( if specified in BOQ) wherever applicable should be carried out by the contractor in the presence of Engineer- In-Charge. Analysis and evaluation report to be prepared by the contractor and to be validated by the Regional office
6)	Well capping/ construction of platform and installation of protection box	Physical inspection by the Engineer- In-Charge
7)	Supply , Installation and Commissioning of DWLR and Telemetry	Physical Inspection by the Engineer- In-Charge and data generation report

PS: The contractor will report to the Engineer-In-Charge via e-mail/phone the daily progress at each site and submit status report on weekly basis to Executive Engineer.

### 18.2 Preparation and Submission of BDR

The contractor is required to prepare the basic data report (BDR) for the wells as per the format provided in Section-VIII. The BDR along with data, graph sheet, analysis report for each of the well shall be submitted to CGWB in soft as well as hard copy (in triplicate). In site where more than one well is constructed, one BDR should be prepared for all the Piezometers constructed in the site. The litholog, well diagram, time log, static water level etc for the Piezometers should be furnished separately in the BDR.

### 18.3 Specification and Drawings

The specifications for drilling and construction of wells shall be as specified in the bill of quantities. The drawings for Display Board and Display Board platform is provided in Section-IX.

### **SECTION-V – PART C-**

**Supply, Installation, Commissioning of DWLRs and telemetry, Establishment of Data Acquisition system & its maintenance for Real Time Ground Water Level monitoring and supply of Ground water level, ground water temperature data from site and receipt of data at National Data Centre, CHQ, Faridabad, in a desired format from Nos CONSTRUCTED Piezometers wells Through telemetry systems with 05 years warranty and 02 years AMC**

## SCOPE OF WORK AND TECHNICAL SPECIFICATIONS

### TECHNICAL SPECIFICATIONS WITHOUT QUALITY PROBE

#### 1.0 SCOPE OF WORK

- (i) Complete supply, installation, testing, commissioning of remote stations including associated civil works, sensors, data logger, software, hardware and ancillaries' equipment, etc.
- (ii) Clean well to be ensured by the contractor before lowering the instrument and its accessories.
- (iii) The scope of work also includes supply of data during Five (5) years comprehensive warranty period and two (2) years AMC period to commence immediately after the expiry of warranty period.
- (iv) Technical design, supply, installation, testing, commissioning of Digital Water Level Recorder(DWLR) for the real time ground water level data collection network and establish data communications using **GSM & GPRS telemetry** between the remote stations and existing National data centre, CGWB, Faridabad and through the India WRIS/ WIMS at NewDelhi. This includes, but is not limited to acquiring service, and maintaining all aspects of the service during the Comprehensive warranty period.
- (v) Establish communication between remote DWLR stations with existing GSM & GPRS receiving system along with all required arrangement at National Data Centre, CHQ, Faridabad to collect GSM &GPRS data from DWLR station network. And required all acquiring hardware and software, installation, configuration. The data is to be submitted in the requisite format and hence no data processing software has to be provided by the bidder at National data centre
- (vi) Perform on-site assembly, start-up of the supplied goods.
- (vii) Complete commissioning integration, testing & organization of the whole system.
- (viii) Provide operation & maintenance services during Five (5) years comprehensive warranty period and two (2) years AMC period to commence immediately after the expiry of warranty period, which shall include all components at the remote DWLR stations as well as all newly acquired equipment's in the existing data center. The **AMC** must be comprehensive without any exclusion except from force majeure will be permitted.
- (ix) Provide installation and maintenance reports as required by the Purchaser and any delay is not acceptable in time schedule provided by supplier.
- (x) Supply detailed operation and maintenance manual for each component in the system and compile Knowledge and working supply type Manual for training purpose (including multimedia training kits).
- (xi) Provide classroom and field training to the sufficient number of **CGWB** personnel on the DWLR data acquisition system. This includes operation and maintenance procedures. Training will also occur at selected field locations as selected by the Purchaser.
- (xii) A guarantee by the manufacturer that all equipment being provided will be supported for a minimum of ten years after the commissioning of the Digital Water Level Recorder (DWLR) Systems.
- (xiii) Calibration and validation of the installed system shall continue during the entire **Warranty** period on half yearly basis.
- (xiv) The remote stations shall store the data for at least one year.
- (xv) Supply a detailed operation and maintenance manual for each appropriate unit of supplied goods.
- (xvi) Security of installed equipment's against theft and vandalism will be the responsibility of the Bidder till successful installation, commissioning, and successful site acceptance testing.
- (xvii) Although all accessories and fixtures required for installation of the equipment & their specifications have been specified in technical specifications however, bidder shall ensure the satisfactory performance & functioning of



DWLR system complete, for this if any accessory or items are required that shall be provided by bidder, the cost towards that is deemed to be included in the cost tendered by the bidder, no extra cost shall be paid to the bidder on this account.

- (xviii) Ensure that all software licenses and maintenance agreements are in the name of Purchaser and should seek full support and updates for such software for the duration of the warranty period and Annual Maintenance Services Period. All the software licenses should be valid for the design life of the system that is 10 years from date of commissioning.
- (xix) The DWLR shall be preferably from the manufacturers/suppliers viz Axis Nano Technologies / Swan Environmental / Encardio-Rite Electronics and shall be certified preferably from BIS / IS or other renowned National / International (Developed Nations) testing and certification institutions . The satisfactory performance certificate for performance of Hydrostatic Pressure based DWLR and telemetry from Government organization to which these items were provided shall be furnished. The make of the DWLR and the above certifications shall mandatorily be submitted alongwith the Bid document and also to the Engineer-Incharge at the time of Inspection during the execution of the contract. The batteries and other external items in the DWLR system accessories shall be BIS/IS certified (Certificate Required). Alternatively, if certified items are not available in the market, then Reputed brands of standard quality items which have been in operation with continued unhindered period for past 5 years are to be provided. The satisfactory performance certificate from government organization to which these items were provided shall be furnished. The above certifications shall mandatorily be submitted alongwith the Bid document and also to the Engineer-Incharge at the time of Inspection during the execution of the contract.

## 2.0 Technical Specifications of Equipment

The Goods and Related Services shall comply with following Technical Specifications and Standards:

**(A) Specifications of the DWLR, hydrostatic Type (GW) with Telemetry System Specifications for Water Level and Temperature sensor**

Feature	Value
<b>Site Conditions</b>	
Ambient Temperature	From 0 to 60 °C
Humidity	5-100%
Altitude	0-2500 meter
<b>DWLR Water Level Sensor with Temperature Sensor</b>	
Sensor Type	<b>Submersible pressure transducer with Non-Vented Pressure Sensor</b> with Barometric Pressure Correction for Individual Sensor
Range	(30m, 60m, 120m, 200m, 300m)
Installation Depth (Cable length)	Tentative depth as per the attached list. Concerned Regional Director will decide the depth of installation at the time of drilling of piezometer
Dimension	Outer dia meter of sensor unit:<80mm,(for sensor)
Material	Stainless Steel (SS-316) or other better corrosion resistant material

Ingress Protection	IP 68 for sensor
Accuracy	0.2% FSO
Resolution	3mm
Reproducibility	0.1% full scale or better
Long Term Stability	0.1% Full scale and should ensure long term stability without any field calibration requirements except barometric compensation
Temperature Measuring Range	0 to 50°C
Temperature Measuring Accuracy	Better than $\pm 0.3^\circ\text{C}$
Burst Pressure	$\geq 2$ Time Full scale
Overload Pressure	1.5 Time full scale without effect on calibration
Over-voltage Protection on supply & sensor wires	Should include lightening, over-voltage and surge protection
Out put	SDI-12,RS-485,4-20mA or compatible with data logger.
Installation	The system should be provided with a suspension bracket, Wellen closure / canopy & junction boxes (if required) allowing secure installation within the Piezometers' headwork, including appropriate cable mounting accessories to allow the sensor to be adjusted to the required depth.
Direct Read <b>Sensor</b> Cable	<p>The cable shall have following features:</p> <ul style="list-style-type: none"> <li>• Strength members for good longitudinal stability of cable</li> <li>• The cable and contacts should be fixed or quick connect</li> <li>• Cable screen to be connected to the data logger ground terminal to minimize electrical interference.</li> <li>• A cable suspension bracket allowing the DWLR to be adjusted to the required depth in a stable and reproducible manner.</li> <li>• Corrosion and moisture free as the equipment has to work under water condition.</li> <li>• Cable should have good flexibility.</li> <li>• Should be of Polyurethane Jacket or better</li> <li>• The electrical wires shall have sufficient conductivity to allow for extension of the cable to up to 200m without degrading accuracy, stability and data communication.</li> <li>• In case of Single Cable, No PVC pipe is needed. However if there is more than one Cable, 25mm dia PVC pipe with BIS mark should be provided for housing the cables to avoid tangling.</li> </ul>
<b>Data logger</b>	
Atmospheric Pressure correction	Atmospheric Pressure corrections to be made automatically

Data Logger Input	Level sensor*, Temperature sensor * only compensated water levels need to be transmitted to data base, however barometric pressure/uncompensated water levels may be stored in data logger and shall be transferred to the data base periodically.
Resolution of Measurement	16-bit ADC with +/- 1 LSB accuracy
Measuring interval and measuring modes	Should be programmed to store data from 1 minute one reading to 24 hours one reading.
Settling up Time	<30 minutes
Recording Capacity	Shall store data of at least 1 year
Memory Type	Non-Volatile flash memory that can store one year of data (with 15 minute logging interval) & expandable up to minimum 1GB using USB/SD Card
Power Supply	Should be equipped with lithium or alkaline battery pack giving at least 2 years operation (with one transmission and four recordings per day). Battery must be replaceable in the field or in local office of the implementing Agency or supplier. Replacement of batteries must be readily available in India.
Battery Voltage Monitoring	Monitoring and transmission of Battery Voltage level
Data logger Location	Data logger should be located on top (on ground surface).
Built in clock	Accuracy to $\pm 1$ minute per year
Displayed Time Resolution	1 second or better
Over-voltage Protection on supply & sensor wires	Should include lightning over-voltage and surge protection
Protection	IP68 with Impact Resistant for Water level sensor IP65 (for data logger) with Impact Resistant
Port for configuration	One serial port for communication with laptop for programming
Ports for telemetry	Port for communication with GSM & GPRS telemetry
Operating System	Windows based software for system configuration/communication
Licenses	All required licenses shall be included
Real time clock	Time synchronization facility shall be provided with IST
Accessories	Serial cable and adaptor if required along with all accessories and fixing units etc.

<b>Communication Interface</b>	
Computer Interface	The Logger must be capable of connection to a computer via USB 2.0/ USB 3.0 and supply should include the necessary interface cables.
File Format	The format of the data downloaded by communication interface shall be in standard CSV format (as specified in technical Specifications) which is compatible with India WRIS/ WIMS software.
<b>GSM &amp; GPRS Transmitter</b>	
Transmission System	GSM / GPRS/ edge-based data transmission system
Frequency range	900 MHz:824-960 MHz / 1800MHz:1710-1880 MHz 4G and better
Performance	Data Reception availability of 95 % or better
Communication Direction	Utilize GPRS network for two-way connection with connection with FTP,TCP/IP(INTERNET) connection and SMS server
Transmission trigger	Data collection to be triggered by interrogation from DataC enter,or by event-based transmission triggered by remote site
Power Saving	Ability to disable interrogation system in order to save power at remote site
Communication Protocol	Data transmission to execute HTTP Post or FTP,SMS to transmit data to the Data Center
Accessories	All associated equipment, including Antenna all cables and mounting hardware
<b>Software for Data logger</b>	
Operating System	Windows based software for system configuration transfer and analysis of data to computer
Version	English language version
License	All required licenses included
<b>General Features</b>	
Battery	The battery should be easy to replace, and easily available in the market.
Tools	Complete tool kit for installation and routine maintenance
Manuals	Full documentation and maintenance instructions in English
---Training	As per mutual consent at the time of installation of telemetry system

Specifications for Data Services

Bidder is to acquire, manage, and operate data collection, storage and dissemination to support the following activities during 5 years warranty period and 2 years comprehensive AMC period or DWLRs with telemetry system.

Note: A server and storage system for additional backup shall be provided at National Data Center

S.No.	Parameter	Functionality requirement
1	Data collection performance	<p>Bidder should be seamless data and responsible for</p> <ul style="list-style-type: none"> <li>▫ Real-time data collection at all DWLR stations &amp; shall ensure seamless data transfer.</li> <li>▫ The data from DWLR stations will be transmitted through GSM / GPRS in the standard CSV format (as specified in technical Specifications) to FTP server at National Data Center (NDC), Faridabad and India WRIS/ WIMS.</li> <li>▫ Data Transfer to NDC server &amp; India WRIS/ WIMS software through internet. This data will be processed and disseminated via India WRIS/ WIMS cloud.</li> <li>▫ The processed data from India WRIS/ WIMS in the form of reports/ bulletins will be transmitted to existing National Data Centre.</li> </ul>
2	Data maintenance	All activities pertaining to installation, data services, Operation & maintenance at the remote DWLR station will be maintained by the bidder during the warranty and maintenance period and will include a log of activities during every station visit.
3	Reports & Bulletins Storage system	Storage of all data, reports & bulletins in the proper manner and easy to access. This data will be backed up in such a way that it is not possible to lose data that has already been stored with the use of mirrored or replicated storage in such a way that no data is lost.
4	Help desk	Bidder to operate help desk to respond to queries from the purchaser. Help desk will be able to solve any problems related to data collection, processing, and dissemination to the purchaser. Help desk shall be available from 8am to 6pm, Monday–Sat.

#### **4.0 Specifications for Data Transmission System (Telemetry)**

The transmission system should be tightly integrated with the DWLR System ( DAS), along with compact remote / field mounted systems consisting of sensor, data logger, modem and antenna.

- (i) The system should be water tight (IP 68 for sensor & IP65 for data logger or equivalent) and impact resistant;
- (ii) The system should allow easy access for monitoring measurements without removing complete system.
- (iii) System must be power-supplied by standard lithium / alkaline batteries for operation time of at least, **Two years** by one set of batteries (one transmission per day, 4 measurements per day) and must be Placed in a water resistant (IP 65 or equivalent) enclosure. The replacement of batteries during **five years** warranty would be responsibility of the bidder, **at bidder's cost**.

- (iv) The system must have integrated energy management system using free programmable time slots for measurement and transmission to minimize power consumption;
- (v) The connectors should be water-tight (IP68 or equivalent).
- (vi) An alarm notification must be sent by the system via SMS to user defined phone numbers through suitable means of communication for user defined parameters. This includes battery performance (battery voltage).
- (vii) Standard USB / RS232 communication interface should be available for set up and configuration and must be easily accessible.
- (viii) Data logger shall be provided with Atmospheric Pressure sensor at individual station, & Atmospheric Pressure correction shall applied automatically on the raw water level reading from non-vented water level sensor. The details of correction procedure shall be fully documented in user manual. Provision shall be made to view and store the raw and compensated water level data along with atmospheric pressure and Water Temperature data in data logger memory.  
Only compensated water level need to transmit to data base, however barometric pressure / uncompensated water levels may be stored in data logger and shall be transferred to the data base periodically.
- (ix) All measurement and set up options, data download and programming of data logger shall also be done by online session similar to all functions at site by direct connection to a PC.
- (x) Data download / retrieval from remote DWLR station to central server PC via GSM & GPRS network shall be provided. The data from remote station should be in standard CSV format (as specified in technical Specifications) which is compatible with India WRIS/ WIMS software
- (xi) The software should be provided to allow download of the data from the DWLR data logger to a Laptop / hand held devices in the field. The downloaded data shall be in standard CSV format (as specified in technical specifications) which is compatible with India WRIS/ WIMS software.

#### **5.0 Specifications for Data Processing Hardware at Data Centre**

The Bidder shall provide one high end server with monitor and 3KVA online UPS with power backup of 4 hour and one computer node (workstation) at the Data Center along with A3 size color printer & 42"LED display. All the consumables (including batteries) except cartridge and papers shall be responsibility of the Bidder during the entire period of warranty and AMC. The minimum specifications of server, computer node, Display system areas below:

Hardware at National Data Centre, CHQ, Faridabad should have following major equipment;

- a) Server with monitor as per the following specifications
- b) Necessary data switch, router and fire wall for minimum 8 Mbps internet speed, static IP
- c) 3 KVA online UPS with 4 hours backup time
- d) Computer Node (Workstation) PC
- e) A 3 Size color Printer
- f) 42" LED Display unit

#### **5.1 Server Technical Specification:**

- a) Server having two nos. of x 8664-bit processor (Intel Xeon E5-2620 v 4 or better)
- b) 64 GB DDR III expandable to 256 GB or more
- c) Integrated Graphics Controller
- d) SASRAID Controller supporting RAID0,1,
- e) 2\*600GB SAS Hot Swap HDD (10 K or higher RPM),
- f) Dual 1 Gbps Network port,

- g) DVD writer,
- h) 23" LED Monitor with a resolution 1920 X 1080 or better,
- i) OEM Keyboard and OEM Mouse
- j) Server Chassis having Redundant Hot Swappable Power Supply with 8 Hot Swap drive bays,
- k) Certification for Linux and Windows,
- l) All required device drivers for System Configuration and Server Management Support including additional data storage facility of 8 TB for 5 years and all accessories.
- m) Software: Perpetual license for window server (2012 or later) ,perpetual license for MS Office, firewall system with Good antivirus etc.

**5.2 Computer Node (Work station)**

Operating system	Windows10 Home / Professional
Chipset	Intel H270 and above or equivalent
Processor	Intel@Core™i7-6700T with Intel @HD Graphics 530 (2.8GHz, upto 3.6GHz,8 MB cache, 4cores) and above or equivalent
Memory	8 GB DDR3Lr and above or equivalent (RAM)
Hard drive description	1 TB 7200rpm SATA or better
Display	58.42cm(23) diagonal WLED- back lit (1920x1080).Touch-enabled (optional)
Optical drive	DVD-Writer
Network interface	Integrated10 /100/ 1000 Gigabit Ethernet LAN
Wireless	802.11b/g/n(1x1)andBluetooth@4.0combo(Optional)
Port	4 USB 2.0;2 USB 3.0;1 head phone / microphone combo
Pointing device	USB wired / wireless optical mouse
Key board	USB wired / wireless standard key board
Pre-installed software	Preinstalled MSOffice Life time with Good antivirus is preferred.

### **5.3 Printers Specifications**

A 3 size color printer shall be procured for National Data Center from a reputed manufacturer.

- i. A3 color printer
- ii. Functions: Print, Copy, Scan
- iii. Printing Upto 20 page / minute
- iv. Black & color printing: As fast as 9.5 sec per page
- v. Recommended monthly page volume: 250 to 2000
- vi. Processor speed: 600 MHz
- vii. Connectivity: e-Print capability
- viii. Paper handling input, standard: 100 sheet input tray
- ix) Paper handling output, standard: 100-sheet face-down bin

### **5.4 DISPLAY UNIT (LED)**

- i) Screen Type: 42" Screen LED
- ii) Display resolution: 1920x1080
- iii) Colors: 256 K colors
- iv) Interfaces: 1x Ethernet (RJ45) (max. 12Mbit/s), HDMI port, USB port, 1x USB, Multimedia card / SD card slot combined.
- iv) Industrial Ethernet: 1x Ethernet (RJ45)
- v) Protocols: Protocol (Ethernet) TCP / IP
- vi) Image formats Supported: JPEG, JPS, MPO
- v) Sound technology: Dolby digital

### **6.0 Transmission of Data format to RODC, NDC, Faridabad & India WRIS/ WIMS Software: The format**

**for GSM / GPRS communication as specified below**

Table below gives the GSM /GPRS data parameters and their identification code format which is required to transmit the data from data logger to FTP server.

#### **FORMAT:**

& Station ID, Date and Time, Mobile Number, Battery, Water Temp, Corrected Water Level



Above data string will be ended with New-Line character and a separated at a string will be for each measurement cycle.

Example Data Spring:

& 738 D1E76,07/01/1900: 00,9849556430,13.5,22.3,26.347  
& 738 D1E76,07/01/1906: 00,9849556430,13.5,24.5,26.347  
& 738 D1E76,07/01/1912: 00,9849556430,13.5,26.8,26.347  
& 738 D1E76,07/01/1918: 00,9849556430,13.5,24.3,26.347

Sl.No.	Channel no.	Parameter
1.	Station ID	Start of String should be '&' and Eight Characters Station ID provider by bidder
2.	Date and Time	Measurement date and Time in DD/MM/YYYYH: MMin IST of the measurement cycle
3.	Mobile Number	Mobile no (10 digit ) of remote station SIM
4.	Battery	Battery voltage in Volts with1 right digital measurement date and time
5.	Water Temp	Water Temperature in °C with1 right digitat Measurement date and time
6.	Corrected Water Level	Water level after atmospheric pressure compensation in Mts. With 3 right digitat measurement date and time

**Note:**

1. If any sensor is not connected then it should transmit '--' characters in place of the sensor value.
2. Attached format is indicative, recommended for standardized data acquisition for development of unified Water Information System.

**7.0 TRAINING AND DOCUMENTATION**

The Bidder is required to provide an extensive training programme for the system. The training set forth in the following paragraphs is a minimum requirement and the bidder should propose any additional training that he considers critical for long term success of the system operations.

The Bidder is expected to provide an outline or table indicating the contents of each of the required courses. The table shall describe the specific topics to be covered for each day of the training period.

The Bidder is responsible for the salaries of the training instructors and all training materials. The costs of travel, transportation and per diem for the trainees shall be borne by the Purchaser.

Training shall be provided by the bidder in several phases. The training shall include both class room and field trainings and will be continued during all five years. The bidder is required to have DWLR equipmentspecialists.

7.1 The Bidder shall provide mandatory trainings as training modules as part of the Tender given as under:

S. No.	Description	Numbers of trainings	Number of Participants per session
1	Two types of trainings are to be organised. (i) Onsite training to be organised in each State where DWLRs are to be installed. Three onsite trainings for each State (ii) Training at concerned Regional Office Data Center (RODC) of CGWB. Two trainings at concerned RODC.	As specified in BOQ	15

All aspects of the electrical, instrumentation and telemetry equipment being supplied shall be covered in the courses and full documentation shall be provided. The documentation and kits shall be got approved from purchaser in advance. The course shall provide detail documentation and shall ensure that the purchaser's personnel shall be able to modify settings/parameters without reference back to the Supplier. The places /sites where this training will be decided later by the purchaser.

The training course will take place as decided by the Purchaser. In case of formal training, the Purchaser will provide classroom and other logistics. The Bidder will facilitate the professional and the training material. On-the-job training will be provided by the Bidder in conjunction with the installation of the DWLRs and during the course of maintenance as required.

- 7.2 TA / DA of the trainees shall be borne by the purchaser.
- 7.3 Training kit containing course material in soft as well as hard copy shall be provided by the Bidder.
- 7.4 All logistical arrangement such as projector, training space etc. for training is to be made by purchaser

#### 8.0 PREVENTIVE MAINTENANCE

The bidder shall be responsible for operation and maintenance of all stations /components of installations, commissioning, site acceptance and operation tests. All equipment maintenance cost, repairs, replacements and repairs to civil work shall be borne by the bidder during the warranty AMC Period. The scope of O&M support would include all materials and services including major replacement of components, mandatory spare parts required to ensure smooth and sustainable operations of the entire system. The bidder shall provide monthly maintenance reports during the course of maintenance. The bidder shall supply a Manual specifying all the faults experienced by the system together with an account of how such faults have been rectified. Bidder shall provide the list of mandatory spare parts & shall ensure the availability of sufficient mandatory spare parts in its godown for fulfilling its service obligations during warranty and AMC period. The same can be inspected by Engineer-in Charge or its authorized representative.

The bidders shall ensure the following visits at remote site for preventive maintenance .The bidder should take time stamped geo tagged photographs of the equipment during each maintenance visit (either scheduled or unscheduled visit). The photographs should show the condition of equipment before maintenance, during maintenance and after maintenance.

#### **SCHEDULE SHOWING FREQUENCY OF SCHEDULED VISITS FOR ROUTINE AND PREVENTIVE MAINTENANCE**

Sl.No.	Station Category	Minimum Annual Preventive Visits	Remarks
1	Data Server maintenance	4	Every Quarter and also on need basis
2	DWLR stations	4	Every Quarter and also on need basis

### 8.1 Operation & Maintenance

- Bidder shall provide at least one dedicated Service Engineer cum operator at the Regional Office Data Center for Operation of DWLR system and ensure seamless data transfer from remote stations to Regional & National Data Center (NDC), CGWB, Faridabad FTP server through GSM / GPRS network & from RODC to NDC & India WRIS/ WIMS software through internet. And also the processed data from India WRIS/ WIMS in the form of reports/ bulletins will be transmitted to Regional & National Data Centre which should be stored in a proper manner and easy to access.
- Operation and Maintenance shall include free of cost repairs/ replacement of hardware and Software necessary to keep the system functional for the period of five years from Date of Installation and further during 2 years of AMC.

## TECHNICAL RESPONSIVENESS FORM

**Bidder shall furnish clause by clause commentary against the laid down technical specification and standards as per the format given below:**

### **(A) Summary of Instructions**

- (i) Particulars of Manufacturer and local agent cum representative are to be given under rows Model and Address.
- (ii) All entry boxes in column **"Specification and Standards as offered in by Bidder"** shall be filled-in accurately and comprehensively. Quantitative fields shall be filled in accurately. It is not acceptable to use 'Yes', No, Compliant or similar evading words. Following format is designed to help the Bidder to understand the requirements of the equipment being procured. The Bidder must describe in the format how his bid responds to the technical requirements of the equipment. Bidder to note that one or two word responses (e.g. "Yes", "No" "will comply" or similar evading words) are normally not sufficient to confirm the responsiveness with the technical requirements, hence elaborate responses are sought from the bidders. **In case deviation on the following technical requirements of equipment is not as per the minimum criteria mentioned, the bids may be declared "non-responsive"**.
- (iii) Requested materials and information shall be enclosed with the bid and be unambiguously associated with instruments as offered in the bid
- (iv) Negligence to comply with the instructions and requirements as stated above makes the bid liable to be rejected.
- (v) Abbreviations: OD-Outer Diameter; ID-Inner Diameter; FS-Full Scale; Pa-Pascal (unit of pressure), DWLR-Digital Water Level Recorder; DRS-Data Retrieval System; HHT-Hand HeldTerminal,DCP-DataCollectionPlatform,AWLR-AutomaticWaterLevelRecorder
- (vi) Sample interval is the interval at which samples or sensor readings are taken. The recording /measurement interval defines the interval at which the data records are stored in memory. A data record can represent a single sample or the average of a number of samples. In particular the result of the wave suppression filter is a single record representing the average value of a number of samples.

### **B) Entries requiring special attention:**

- (i) The longitudinal properties of the suspension cable affect the accuracy directly. Bidder to specify all factors affecting the longitudinal properties of the suspension cable: e.g. length creeps due to sensor and cable weight (submerged) longitudinal temperature coefficient, uncoiling after installation, expansion /contraction of jack due to temperature and aging, etc.

(C) Bidder shall provide information in the formats given below:

(i) Make /Model/ Local Agent etc.:

Bidder	DWLR Sensor Make / model	Data Logger make/ model	Local Agent
Name / Complete Address/ Website/ Email	Model: Manufacturer: Name: Place: Tel: Fax: E-mail: Web:	Model: Manufacturer: Name: Place: Tel: Fax: E-mail: Web:	Name: Address: Tel: Fax: E-mail: Web:

(ii) Clause by Clause Commentary against laid down technical specifications:

*Specifications of the DWLR, hydrostatic Type (GW) with telemetry system*

Name of Goods-Its Features	Required Specifications and standards as per bidding document	
<b>Site Conditions</b>		
Ambient Temperature	From 0 to 60 degree	
Humidity	5-100%	
Altitude	0-2500meter	

**DWLR—Water level and Temperature Sensor**

Sensor Type	<b>Submersible pressure transducer with Non-Vented Pressure Sensor with Barometric Pressure Correction for Individual Sensor.</b>
Range	(30m, 45m,75m,105m,120m)
Installation Depth (Cable)	Tentative depth as per the attached list. Concerned Regional Director will decide the depth of installation at the time of drilling of piezometer
Dimension	Outer diameter of sensor unit:<80mm,(for sensor)
Material	Stainless Steel (SS-316)or other better corrosion resistant material
Ingress Protection	IP68 for sensor
Over all Accuracy	0.20% FSO

Resolution	3mm
Reproducibility	0.1% full scale or better
Long Term Stability	0.1% Full scale and should ensure long term stability without any field calibration requirements except barometric compensation.
Temperature Measuring Range	0 to 50°C
Temperature Measuring Accuracy	Better than $\pm 0.3^\circ\text{C}$
Burst Pressure	$>=2$ Time Full scale
Overload Pressure	1.5 Time full scale without effect on calibration
Over-voltage Protection on supply & sensor wires	Should include lightning ,over-voltage and surge protection
Output	SDI-12,RS-485,4-20mA or compatible with data logger.
Installation	The system should be provided with a suspension bracket, Well enclosure / canopy & junction boxes (if required) allowing secure installation within the Piezometers' head work, including appropriate cable mounting accessories to allow the sensor to be adjusted to the required depth.
Direct Read <b>Sensor</b> Cable	<p>The cable shall have following features:</p> <ul style="list-style-type: none"> <li>• Strength members for good longitudinal stability of cable</li> <li>• The cable and contacts should be fixed or quick connect</li> <li>• Cable screen to be connected to the data logger ground terminal to minimize electrical interference.</li> <li>• A cable suspension bracket allowing the DWLR to be adjusted to the required depth, in a stable and reproducible manner.</li> <li>• Corrosion and moisture free as the equipment has to work under water condition.</li> <li>• Cable should have good flexibility.</li> <li>• Should be of Polyurethane Jacket or better. The electrical wires shall have sufficient conductivity to allow for extension of the cable to up to 200 m without degrading accuracy, stability and data communication.</li> </ul>

DWLR Data logger

Atmospheric Pressure correction	Atmospheric Pressure corrections to be applied automatically
Resolution of measurement	16-bit ADC with +/-1 LSB accuracy
Measuring interval	Should be programmed to store data from 1 minute one reading to 24 hours one reading.
Settling up Time	< 30 minutes after submersion.

Recording Capacity	Shall store the data for at least 1 year
Memory Type	Non-Volatile flash memory that can store one year of data (with 15 minute logging interval)
Power Supply	Should be equipped with lithium or alkaline battery pack, giving at least 2 years operation (with one transmission and four recordings per day). Battery must be replaceable in the field or in local offices of the implementing Agency or supplier. Replacement of batteries must be readily available in India.
Battery Voltage Monitoring	Monitoring and transmission of Battery Voltage level
Data logger Location	Data logger should be located on top (on ground surface).
Built in clock	Accurate to $\pm 1$ minute per Year
Displayed time resolution	1 second or better
Over-voltage Protection on supply & sensor wires	Should include lightning, over-voltage and surge protection
Protection	IP 68 with Impact Resistant for Water level sensor IP 65 (for data logger) with Impact Resistant
Port for configuration	One serial port for communication with laptop for programming
Ports for telemetry	Port for communication with GSM & GPRS telemetry
Operating System	Windows based software for system configuration / communication
Licenses	All required licenses shall be included
Real time clock	Time synchronization facility shall be provided with IST
Accessories	Serial cable and adaptor if required along with all accessories and fixing units etc.

#### Communication Interface

Computer Interface	The Logger must be capable of connection to a computer via USB 2.0/ USB 3.0 and supply should include the necessary interface cables.
File Format	The format of the data downloaded by communication interface shall be in standard CSV format (as specified in technical Specifications) which is compatible with India WRIS/ WIMS software.

#### GSM & GPRS Transmitter

Transmission System	GSM /GPRS / edge-based data transmission system
Frequency range	900 MHz: 824-960 MHz/ 1800 MHz:1710-1880 MHz 4G and better
Performance	Data Reception availability of 95 % or better

Communication Direction	Utilize GPRS network for two-way connection with connection with FTP ,TCP/ IP (INTERNET)connection and SMS server
Transmission trigger	Data collection to be triggered by interrogation from Data Center or by event-based transmission triggered by remote site
Power Saving	Ability to disable interrogation system in order to save power at remote site
Communication Protocol	Data transmission to execute HTTP Post or FTP, SMS to transmit data to the Data Center
Accessories	All associated equipment, including Antenna all cables and mounting hardware

**Software for Data logger**

Operating System	Windows based software for system configuration, transfer and analysis of data to computer
Version	English language version
License	All required licenses included

*General Features*

Battery	The battery should be easy to replace, and easily available in the market.
Tools	Complete tool kit for installation and routine maintenance
Manuals	Full documentation and maintenance instructions in English
Training	As per mutual consent at the time of installation of telemetry system
GSM/GPRS transmission format	As specified in the technical Specification table for GSM /GPRS communication format

**Specifications of Data Acquisition Software (DAS):**

SI	Required Specification and Standards as per Bidding Document	Specification and Standards as offered in by Bidder	Remarks
1	<p>Data collection performance:</p> <p>Bidder should ensure seamless data and responsible for</p> <ul style="list-style-type: none"> <li>Real-time data collection at all DWLR stations &amp; shall ensure seamless data transfer.</li> <li>The data from DWLR stations will be transmitted through GSM/GPRS in the standard CSV format (as specified in Technical Specifications) to FTP server</li> </ul>		



	<p>at the National Data Centre, CHQ, Faridabad</p> <ul style="list-style-type: none"> <li>From RODC, the data will be transmitted to NDC, Faridabad &amp; India WRIS/ WIMS software through internet. This data will be processed and disseminated via India WRIS/ WIMS cloud.</li> </ul> <p>The processed data from India WRIS/ WIMS in the form of reports/ bulletins will be transmitted to National Data Centre, CHQ, Faridabad &amp; National Data Centre, Faridabad.</p>		
2	<p>Data maintenance:</p> <p>All activities pertaining to installation, data services, Operation &amp; maintenance at the remote DWLR station will be maintained by the bidder during the warranty and maintenance period and will include a log of activities during every station visit.</p>		
3	<p>Reports &amp; Bulletins Storage system: Storage of all data, reports &amp; bulletins in the proper manner and easy to access. This data will be backed up in such a way that it is not possible to lose data that has already been stored with the use of mirrored or replicated storage.</p>		
4	<p>Helpdesk:</p> <p>Bidder to operate help desk to respond to queries from the purchaser. Help desk will be able to solve any problems related to data collection, processing, and dissemination to the purchaser. Help desk shall be available from 8am to 6 pm, Monday–Sat.</p>		

**Specifications for Data Transmission System:**

Sl.No:	Required Specification and Standards as per Bidding Document	Specification and Standards as offered in by Bidder	Remarks
--------	--	---	---------

	The transmission system should be tightly integrated with the DWLR System, along with compact remote / field mounted consisting of sensor, data logger, modem and antenna and other accessories complete.		
1	The system should be watertight (IP 68 for sensor & IP 65 for data logger or equivalent) and impact resistant;		
2	The system should allow easy access for monitoring measurements without removing complete system.		
3	System must be power-supplied by standard lithium /alkaline batteries for operation time of at least <b>two years</b> by one set of batteries (one transmission per day,4 measurements per day) and must be placed in a water resistant (IP65 or equivalent) enclosure. The replacement of batteries during five <b>years</b> warranty and two years of O&M would be responsibility of the bidder, <b>at bidder's cost</b> .		
4	The system must have integrated energy management system using free programmable time slots for measurement and transmission to minimize power consumption;		
5	The connectors should be water-tight (IP 68 or equivalent).		
6	An alarm notification must be sent by the system via SMS to user defined phone numbers through suitable means of communication for user defined parameters. This includes battery performance (battery voltage).		
7	Standard USB /RS 232 communication interface should be available for set up and configuration and must be easily accessible.		
8	Data logger shall be provided with Atmospheric Pressure sensor at individual station, & Atmospheric Pressure correction		

	shall applied automatically on the raw water level reading from non-vented water level sensor. The details of correction procedure shall be fully documented in user manual. Provision shall be made to view and store the raw and compensated water level data along with atmospheric pressure and Water Temperature data in data logger memory		
9	All measurement and setup options, data download and programming of data loggers shall also be done by online sessions similar to all functions at site by direct connection to a PC		
10	Data download /retrieval from remote DWLR station to central server PC via GSM & GPRS network shall be provided. The data from remote station should be in standard CSV format (as specified in technical Specifications) which is compatible with India WRIS/ WIMS software		
11	The software should be provided to allow download the data from the DWLR data logger to a Laptop / hand held devices in the field. The downloaded data shall be in standard CSV format (as specified in technical specifications) which is compatible with India WRIS/ WIMS software.		

Specifications of Data Server		<u>Make:</u> <u>Model No:</u> <u>Manufacturer Name, address, email, phone, website, fax</u>	
S.No:	Required Specification and Standards as per Bidding Document	Specification and Standards as offered in by Bidder	Remarks
1.	<ul style="list-style-type: none"> <li>• Server having two nos. of x86 64-bit processor (Intel Xeon E5-2620 v4 or better),</li> <li>• 64 GB DDRIII expandable to 256 GB or more,</li> <li>• Integrated Graphics Controller,</li> <li>• SAS RAID Controller supporting RAID0,1,</li> </ul>		

	<ul style="list-style-type: none"> <li>• 2*600 GB SAS Hot Swap HDD (10 K or higher RPM),</li> <li>• Dual 1 Gbps Network port,</li> <li>• DVD WRITER,</li> <li>• 23" LED Monitor with a resolution 1920 X1080 or better,</li> <li>• OEM Key board and OEM Mouse,</li> <li>• Server Chassis having Redundant Hot Swappable Power Supply with 8 Hot Swap drive bays,</li> <li>• Certification for Linux and Windows,</li> <li>• All required device drivers for System Configuration and Server Management Support including data storage facility of 8 TB for 5 years and all accessories and</li> <li>• Perpetual license for window server (2012 or later), perpetual license for MS Office, firewall system with Good antivirus etc.</li> </ul>		
--	--	--	--

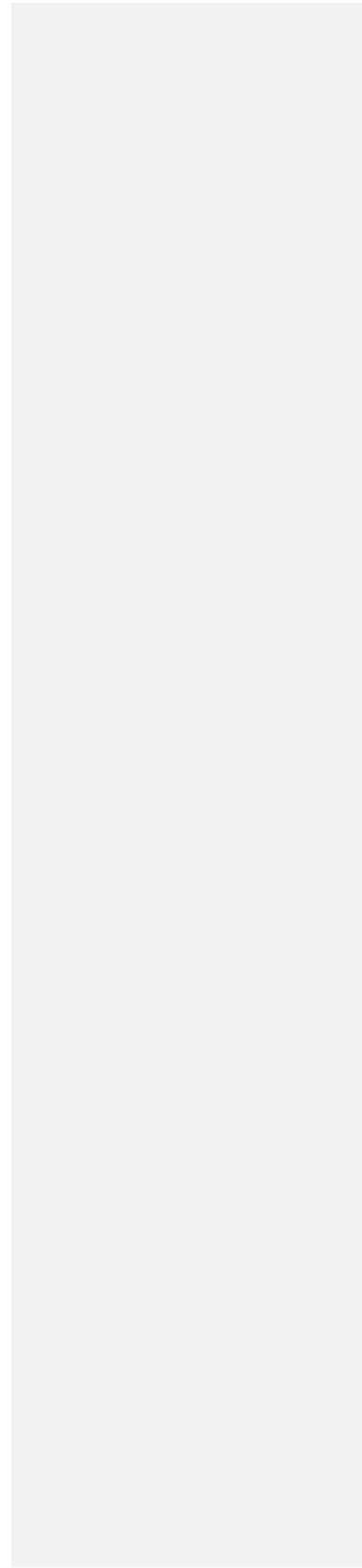
<b>Specifications of Computer node (Work station)</b>		<u>Make:</u> <u>Model No:</u> <u>Manufacturer Name, address,e mail, phone, website, fax</u>	
<b>Required Specification and Standards as per Bidding Document</b>		<b>Specification and Standards as offered in by Bidder</b>	<b>Remarks</b>
1	Windows10 Home / Professional or above		
2	Intel H 270 and above or equivalent		
3	Intel® Core™i7-6700T with Intel ®HD Graphics 530 (2.8 GHz, up to 3.6 GHz, 8 MB cache, 4cores) and above or equivalent		
4	8GB DDR 3L and above or equivalent (RAM)		
5	1TB 7200 rpm SATA or better		
6	58.42cm (23) diagonal WLED-backlit (1920x1080).Touch-enabled (optional)		
7	DVD-Writer		
8	Integrated 10/ 100/ 1000 Giga bit Ethernet LAN		

9	802.11b/g/n(1x1) and Blue tooth @4.0 combo(Optional)		
10.	4 USB 2.0; 2 USB 3.0; 1 Head phone / microphone combo		
11.	USB wired / wireless optical mouse		
12	USB wired / wireless standard key board		
13	Preinstalled MS Office Lifetime with Good antivirus is preferred.		

<b>Specifications of Color printer</b>		<b><u>Make:</u></b>	
		<b><u>Model No:</u></b>	
		<b><u>Manufacturer Name, address, email,</u></b>	
		<b><u>phone, website, fax</u></b>	
<b>Required Specification and Standards as per Bidding Document</b>	<b>Specification and Standards as offered in by Bidder</b>	<b>Remarks</b>	
A 3 Size color printer			
Functions: Print, Copy, Scan			
Printing Upto 20 page/minute			
Black & color printing: As fast as 9.5 sec per page			
Recommended monthly page volume: 250 to 2000			
Processor speed: 600 MHz			
Connectivity: e-Print capability			
Paper handling input, standard:100 sheet input tray			
Paper handling output, standard:100-sheet face-downbin			

<b>Specifications of Display Unit LED)</b>		<b><u>Make:</u></b>	
		<b><u>Model No:</u></b>	
		<b><u>Manufacturer Name, address, email,</u></b>	
		<b><u>phone, website, fax</u></b>	
<b>Required Specification and Standards as per Bidding Document</b>	<b>Specification and Standards as offered in by Bidder</b>	<b>Remarks</b>	
Screen Type: 42"Screen LED			
Display resolution:1920x1080			
Colors: 256 K colors			

Interfaces: 1x Ethernet (RJ45) (max. 12Mbit/s), HDMI port, USB port 1x USB Multimedia card/SD card slot combined		
Industrial Ethernet: 1x Ethernet (RJ 45)		
Protocols: Protocol (Ethernet) TCP/ IP		
Image formats Supported: JPEG, JPS, MPO		
Sound technology: Dolby digital		



## 4. DRAWINGS

Deleted

## 5. INSPECTIONS AND TESTS

The following inspections and tests shall be performed:

*General:*

1. After manufacture, the supplier shall get each equipment/item of Goods inspected in manufacturer's works as per approved data sheets and QAP and forward to the Purchaser along with his letter seeking to inspect an equipment/item of Goods conform to contract specifications.
2. Upon receipt of the test certificate and calibration certificates, the purchaser or its representative shall arrange for inspection and/or test of any or part or all the equipment / Goods prior to issuance of dispatch clearance. In cases where the supplies are received from abroad, the purchaser may waive the pre-dispatch inspection.
3. However, the inspection and dispatch clearance by the Purchaser or the waiver thereof shall not prejudice the right of the Purchaser or its consignee to test the equipment/goods on receipt at destination. Upon receipt of the goods at final destination, the Purchaser shall have the right to inspect and/or test the equipment/Goods to confirm their conformity to contract specifications.
4. If the equipment fails to meet the contract specifications during inspection, whether pre dispatch or upon receipt of at final destination, the supplier shall take immediate steps to remedy the deficiency or replace the defective equipment to ensure that all supplies meet with the specifications specified in the contract

*Inspection and tests prior to shipment of Goods and at final acceptance are as follows:*

1. The inspection of the Goods shall be carried out to check whether the Goods are in conformity with the approved technical specifications attached to the contract and shall be in line with the inspection / test procedures laid down in the Technical Specifications and the General Conditions of contract. Following broad test procedure will generally be followed for inspection and testing of instruments. The supplier may dispatch the goods to the ultimate consignee after internal inspection testing along with the supplier's inspection report and manufacturer's warranty certificate based on the inspection waiver from purchaser. The purchaser will test the equipment after completion of the installation and commissioning at the site of the installation.
  - a. Site Preparation and Installation: The Purchaser will designate the installation sites before the scheduled installation date to allow the Supplier to perform a site inspection before the installation of the DWLRs and associated telemetry system. In case there is a delay in handing over the site by the purchaser, appropriate extension of time shall be granted without imposition of liquidated damages in accordance with the provisions of contract.
  - b. For site preparation, the supplier should furnish all details (installation drawings) to the purchaser sufficiently in advance so as to get the works completed before receipt of the equipment.
2. Complete hardware and software as specified in 'List of Goods and Delivery Schedule' Under the Schedule of Requirement

- should be supplied, installed and commissioned properly by the supplier prior to commencement of performance tests.
3. The acceptance test will be conducted by the purchaser/their consultant or any other person nominated by the purchaser, at its option. The acceptance will involve **trouble-free operation for seven consecutive days**. There shall not be any additional charges for carrying out acceptance tests. No malfunction, partial or complete failure of any part of hardware attached to printers, drivers etc. or bugs in the software should occur. All the software should be complete and no missing modules /sections will be allowed. The supplier shall maintain necessary log in respect of the results of the tests to establish to the entire satisfaction of the purchaser, the successful completion of the test specified. An average uptake efficiency of 90% for the duration of test period shall be considered as satisfactory.
  4. In the event of the hardware and software failing to pass the acceptance test, a period not exceeding **two weeks** will be given to rectify the defects and clear the acceptance test, failing which the purchaser reserves the rights to get the equipment replaced by the supplier at no extra cost to the purchaser.
  5. DWLRs procured would be subject to the Acceptance Protocol given below

#### ACCEPTANCE PROTOCOL

##### 1. General

- a. The delivery of goods/equipment and software should be in accordance with the contract agreement and the process of delivery will adhere to the following 'Acceptance Protocol'. The Acceptance Protocol shall serve as a formal guidance during delivery of the DWLRs. Its primary goals are twofold.
  - i. Ascertain the delivery and completeness of all ordered products and related documents.
  - ii. Check the functioning of the equipment and software in a formal way against the specifications by application of Acceptance Tests. The tests also verify the accuracy and stability of the equipment.
- b. The Acceptance Protocol shall be executed in close co-operation between the Supplier and the Client.
- c. Products shall be accepted only if they meet the requirements and are functioning in compliance with the technical specifications, and the related documents are complete and correct. Defective products and any other discrepancies shall have to be replaced/ resolved, within a pre-defined time frame as specified in bid document.

##### 2. Documents

- a. The following documents shall accompany the delivery of the instruments and software:
  - i. Administrative and Quality Assurance (QA) documents
  - ii. Test and calibration documents
  - iii. Manuals and Guidelines

All documents shall have identification and references to subject or instrument, date, time, location and officer-in-charge.
- b. The Acceptance Report lays down the findings and observations during the execution of the Acceptance Protocol and is a formal document to record the acceptance or rejection of any item as covered in the Bid document. Any flaws or findings are to be reported. The forms and check lists filled out during the execution of the Acceptance Protocol are to be enclosed with the Acceptance Report. The Supplier receives a signed copy of the Acceptance Report, which the Supplier can use as proof that the items listed in the report were accepted.
- c. The content of the various documents shall be as follows:

##### **2.1 Administrative and QA documents:** These QA documents shall include:

- i) Production documents associated with the instruments.
- ii) Type codes, serial numbers and other identification data on, possibly externally procured, sensors and major



assemblies, to clearly demarcate the sensors /major assemblies associated with each DWLR.

- iii) Shipping documents indicating instrument/product type, serial number, measuring range, cable length and other similar data.

## **2.2 Test and calibration documents:**

- i) A comprehensive Method Statement on the applied calibration and in-factory test procedures shall accompany the bid. The Method Statement should define the test and calibration methods applied on the instruments and the components thereof. The Method Statement shall also include, for each calibrated product, an audit trail to national standards on all instruments and facilities used for testing and calibration. The Audit Trail Report shall associate the calibration of the reference instruments and test equipment to the national calibration standards.
- ii) If the Supplier or Manufacturer is not in a position to deliver an Audit Trail Report to the national standards, the Manufacturer shall explain what the quality standards are and how they are maintained and monitored.
- iii) Conditions during calibration, such as room and /or instrument temperature, equipment and facilities used, shall be included in the calibration and test documents.
- iv) The test and calibration documents shall contain the data generated during calibration and testing, including:
  - Calibration data supplied by the Manufacturer of pressure sensor
  - Calibration and test data of the data-logger electronics
  - Calibration data on overall DWLR calibration, i.e. comprising both pressure sensor and electronics. A table listing applied reference pressures versus instrument readings is to be delivered for each sensor and instrument. Further more, that table shall also show the test conditions during calibration
  - Data on hysteresis test, temperature tests, zero stability test, scale stability test
  - Humidity test, in particular for vented gauge pressure sensors
  - Temperature cycling of sensor and electronics
  - Spray test on enclosure(s),connectors and cables

## **2.3 Manuals and Guidelines**

- i) The manuals shall meet the requirements on style and clarity, completeness, preciseness, detail and accessibility. This includes:
  - System manual,
  - Operation, Maintenance and Service manuals,
  - Observation guideline, and
  - Training handouts.

## **3. Acceptance Tests**

### **1. General**

- i) Qualified engineers under responsibility of a test manager shall execute the Acceptance Tests. The progress of the Acceptance Tests would be monitored and supervised by the Client and/or his authorised representative. The Client may have any tests redone or additional tests executed as deem required based on the results of previous tests conducted. The Client's and/or his authorised representative shall have the right of access to any instrument and may request any data or information at any time. The Supplier has the obligation to deliver requested information without delay; i.e. collected test data and documents must be available at the test site.
- ii) It is important that all activities (what, when, where, who, which instrument, etc.) are annotated and uniquely linked to the

individual instruments.

iii) The Acceptance Tests mainly comprise three levels viz.:

- Functional Tests: The Functional Tests shall verify the proper functioning of the instruments and the associated software. Primary goal is to verify that the instrument performs its functions according to the bid specifications.
- Accuracy Tests: The Accuracy Tests shall verify that each individual instrument is functional and operates according to the bid specifications. A number of relatively simple accuracy tests are routinely exercised on the instruments.
- Overall Test: The main purpose of the Overall Test is to verify the common features that are identical to all the instruments in a series. Typical components of the Overall Test are: - in-built software functions, materials of the instrument, cables, connectors, etc. Further tests include battery and memory autonomy, details of sensor specifications like temperature effects, hysteresis, long term stability etc.
- The above tests can be executed at any one of the following locations:-Premises of the Manufacturer /Supplier; Premises of the Client; Independent organisation; at Site of installation

iv) The charges for testing shall be borne by the Manufacturer/Supplier. The Client and/or his authorised representative may at his cost opt to be present during the performances of the tests.

v) If the tests are executed at the Client's premises, the charge for testing shall be borne by the Client and the Supplier shall be responsible for conducting the tests. The bidder in his bid shall indicate the name of independent organisation and the charges for testing. The Client reserves the right to accept the independent organisation and its charges or get the tests done by any other agencies. However, the Supplier would be permitted to be present at these tests.

(Explanatory Note: Test report from manufacturer would be acceptable. In case purchaser desires to test the system from independent agency (ies), testing charges would be borne by purchaser.)

vi) The details of these tests are as follows

**1.1. Functional Tests:** The Functional Tests include: visual inspection, and user tests.

**1.1.1 Visual Inspection:** Visual inspection includes the following activities.

- i) All items are visually checked for damage, e.g. on cables, sensor and housing.
- ii) Availability of non-removable identification codes and specifications are verified, e.g. serial number, type identification, manufacturer and measuring range.
- iii) Cables have to be marked: each cable is to have an identification code and name.
- iv) Cable connectors shall have their ends marked suitably to indicate the device to which it is to be connected, e.g. PC, HHT, Power Supply etc. Suitable precaution shall be taken so that the connectors are not connected to wrong terminals, i.e. it shall be impossible to connect a power cable to a communication bulk head socket.

**1.1.2 User tests**

- i) All instruments have to be identical except for measuring range, cable length, identification code and similar aspects. Consequently, there is no need to check the functionality of all systems. It is assumed that the functional compliance with the specifications is tested under the Overall Tests. The objective of the user test is to detect any malfunction and/ or defect. From practical point of view, the user tests can be coupled with other test, e.g. the stability tests.
- ii) Basic functions to be tested are:
  - Pre-deployment preparation, e.g. setting of clock, erasing of memory, setting data logging parameters, entry of identification data
  - Facilities for execution of on-site functional checks
  - Data retrieval and data transfer to PC

- Battery status and voltage
- Simple output test by observing pressure reading while the sensor is immersed in a bucket filled with water

**1.2 Accuracy Tests:** The Accuracy tests include:

- Accuracy tests on clock, and
- Accuracy tests on pressure measurement

**1.2.1 Accuracy tests on clock**

- The clock of the data logger shall be carefully checked against national time, e.g. taking the radio broadcast time beeps as a reference. The data logger clock is set precisely and checked at the start of the individual tests and upon instrument and/or data retrieval. In between, the clock should not be readjusted.
- The clock test shall cover at least 3 days to get sufficient time resolution. The reference clock, e.g. a watch, must be carefully tuned against national time prior to and during the tests. The clock drift, converted to seconds per month (31 days) shall comply with the defined specifications. This test method makes use of the specified time resolution of 1s.

**1.2.2 Accuracy tests on pressure measurement**

- The accuracy test on the pressure sensor is an overall accuracy test covering both the pressure and electronics systems. The pressure tests are to be executed against accurately known reference pressure(s). Pressure can be generated from compressed air (gas) or by submerging the sensor to known depths in water.
- Reference pressure may be created via a precision pressure reduction valve from a source of compressed air. A high precision sensor like a Digi Quartz pressure sensor or a Dead Weight Tester can be implemented to quantify the applied pressure. Pressure should be measured in kPa (or mbar).
- When applying the immersion method it is much more difficult to check the instruments because water density affects the reading. Moreover, it is not simple to establish the exact depth of sensor immersion. And especially in narrow wells, while immersing a pressure sensor on its cable into a well, the water level will rise due to the additional volume of the immersed pressure sensor and cable. The water level will gradually fall again, when the well level adjusts again to equilibrium with the ground water level. In order to achieve a high accuracy these effects have to be assessed.
- The pressure sensor tests include:
  - Zero stability test
  - Scale test
  - Scale stability test
- The pressure sensor tests shall focus on temperature effects on zero, scale and cable length, and in addition to that establish quantitative data on drift of zero, scale and creep of cable length.

**1.2.2.1 Zero stability test**

- During the zero-test the instruments are in logging mode, say at an interval of 30 minutes, and shall be kept in a separate room where they will not be touched for at least 3 days. The instruments must be dry, i.e. not in a bucket of water, to exclude any water effect on the sensor, and hence, the instrument reading is expected to be 0.0.
- Under this test, each instrument will record its short term zero drift and inherently the effectiveness of the air-pressure compensation method. During the zero-test, the instruments shall be in the same and constant position, vertical or horizontal. The room temperature shall vary over 5 °C or more, e.g. due to daily temperature fluctuation, this to assess temperature effects on the instrument reading. This requirement

may affect the choice of venue for the zero-tests. To avoid any adverse temperature strain, no direct sunlight shall fall on the instruments. At the end of the test, the collected data are off loaded from the data logger memory and analyzed for zero stability. As the instruments are kept in air and are not touched, the reading shall be stable and not change over time that is not beyond permissible limits.

iii) Room temperature is to be logged against time, preferably by digital method. In case the DWLR has a built-in temperature sensor, that sensor may be used for temperature logging. The pressure sensors shall not be tested in an air-conditioned room for several reasons. First, temperature fluctuations may be so rapid that the sensor temperature compensation scheme may not be able to cope with it. Moreover, rapid air-pressure fluctuations may not be handled properly by the air-vent system and/or the pressure measurement method. This is to be understood from the perspective that the instruments are designed to operate in wells where changes occur but not rapidly. One or more fans may be operated continuously to minimize temperature gradient across the test room.

iv) To test the creep and elongation of the electrical cum suspension cable some vertical open space is required, e.g. a stair well can be used for this purpose. However, it is important that the cable is protected against touch to avoid interference with the

measurements. The cable is loaded with some weight to emulate the weight of cable and sensor. The length of cable under tests shall be as long as possible, i.e. 10 m or more, to get the best accuracy of the tests. The lowest point is suspended to about 0.15 m above the floor. The gap between lowest point and floor is monitored against time. Initially readings are taken every 30 minutes for 12 hours, subsequently the reading interval may be increased to 6 hours. The cable test shall be executed during 7 days. Resolution of measurement should be 1 mm or better. The result is to be presented in mm length change per meter suspended cable length. Only one cable is to be tested.

**1.2.2.2 Scale test:** A precisely known pressure is applied on the instrument and the instrument reading is taken. The instrument reading is converted into level or pressure whatever is applicable. The calculated value is compared with the applied value; the difference is regarded as the FS error. In case the specifications of the applied pressure sensor may give reason to doubt the instrument's linearity, then a mid-scale test is to be executed as well.

**1.2.2.3 Scale stability test:** Scale stability is tested by subjecting the instrument to the full-scale pressure for at least 24 hours. During the test, the applied pressure/ level is to be accurately monitored by taking reference readings either by a reference logger of high accuracy or by manual readings. The accuracy and resolution of the reference measurement must be 1 mm water column or 0.01 kPa (0.1 mbar).

1.3 Overall Test: Part of the Overall Test is also covered under the Functional Tests and Accuracy Tests. The Overall Test comprises tests on:

- autonomy
- fitness for environment
- functionality
- calibration
- stability
- reproducibility, and
- main power failure

Details of the various tests are as follows.

1.3.1 **Autonomy:** Two autonomy tests shall be conducted:

- Battery capacity versus the power consumption per measurement, and
- Memory capacity

- i) Battery autonomy test: To execute the test, the instrument is set to a fast data collection interval and the capacity, i.e. the number of samples, is established by a continuous process of data collection until the batteries are depleted. The test shall be executed on new batteries. In this context, the batteries are deemed depleted when the instrument stops functioning because the battery voltage watch-dog function detects a too low battery voltage or the normal operation of the instrument stops.
- ii) Memory capacity verification: The memory is filled at the highest data-recording rate and the volume of collected data is verified against the bid specification. This test could be combined with the battery autonomy test and the samples are taken at a high rate to minimize the test duration.

#### 1.3.2 *Fitness for environment*

- i) Connectors, cable glands, cables and housing must be suitable for the environment of operation, be it submersed, in a well or above the ground. Water ingress can be assessed by visual inspection and / or by insulation measurement. Visual inspection may only reveal ingress of a significant amount of water. The insulation measurement is more sensitive, especially for cables, connectors and encapsulated electronics, but requires specialized equipment.
- ii) The above-surface components have to be compatible with IP5 standard and shall be tested accordingly by exposing them to a heavy shower for 3 minutes. Subsequently the ingress of water is assessed by opening of the instrument and connectors.
- iii) The submersible components must comply with IP 68 standards. To verify this, the instrument shall be suspended in a well for at least one week, to a maximum depth, without affecting the calibration of the pressure sensor and not exceeding 2 times the rated measuring range. Although most pressure sensors can withstand considerably more than 2 times the rated measuring range, there is no need to exceed this. Prior to this test, the zero and scale of the sensor have to be established and verified again upon recovery.

#### 1.3.3 *Functionality*

- i) Functionality has to be verified for all requirements for operation of the DWLR with reference to the bid specifications and the instrument specifications as given by the Manufacturer. Missing functionality shall be reported.
- ii) All (software) functions as stated in the instrument manual(s) and the instrument specifications are tested for correct functioning. Any detected flaws are reported which shall be repaired / rectified by the Manufacturer / Supplier within seven days.

#### 1.3.4 *Calibration*

- i) The instrument calibration is checked for compliance with the bid specifications. In particular accuracy, stability, linearity, hysteresis and reproducibility are verified.
- ii) The scale or sensitivity of the complete instrument, including sensor and electronics, is to be checked for at least 11 pressures, equally distributed over the full measuring range. Furthermore, the calibration data as delivered with the instrument are verified for accuracy and consistency with data obtained from the calibration tests. The calibration may be executed by application of accurately known air-pressure or by immersion in a well. The temperature effects on the calibration should also be verified at low, mid and maximum range temperatures.
- iii) **Note:** Prior to execution of immersion tests, the effective position of the sensor membrane relative to the sensor housing is to be assessed and measured, e.g. by execution of a bucket experiment. In this experiment, the sensor is partly immersed in a water filled bucket to a depth where the related reading has changed by several centimeters, relative to the 'in-air' reading. During the test, the position of the water surface on the sensor's body shall be observed and marked accordingly. The 'effective-sensor-zero' lies below the water surface during the test. The position of the effective-sensor-zero is below the above mentioned water-

surface mark by the equivalent of the sensor reading expressed in centimeters. The effective-sensor-zero may be close to the sensor membrane but not necessarily coincides with it.

1.3.5 **Stability:** Stability related to the DWLR is defined as a variation over time of the instrument specifications, whereas the circumstances and pressure do not vary. Parameters to be checked are:

- zero: offset stability
- scale: fullscale stability
- cable: length (extension/contraction) and creepstability

The methods to assess these stability factors are explained under the section on Accuracy Tests.

1.3.6 **Reproducibility:** The sensor reading in air is annotated, subsequently the sensor is immersed to the rated measuring depth, and a stable reading is collected. Then the sensor is recovered to the surface and again a stable reading is taken. This process is repeated 5 times and results are duly annotated. It is important that during the complete test the instrument is kept in the same, vertical position.

1.3.7 *Main power failure:*

- i) Some instruments operate on replaceable batteries or even external power and have a built-in back-up facility, usually based on a Lithium battery. It is quite possible that on some instruments the external power supply or the replaceable batteries fail because of total depletion, disconnection, defect on the cable or connector etc. In such an event, the instrument must retain its clock, its program setting and most importantly all the collected data.
- ii) The Functional Tests are executed in conjunction with the stability test. Upon finalizing these tests and after successful retrieval of all test data the power is disconnected by removing the main power batteries and/or disconnecting the power cable. The instrument is to be left in that state for at least 24 hours. Then the power shall be connected again and clock, program settings and recorded data are checked for availability and correctness.
- iii) Instruments with entirely built-in factory replaceable batteries cannot be tested in this way. In such case, the Manufacturer shall provide a technical description of the method applied to avoid loss of clock, program and collected data.

4. Test Execution: Two test programmes are to be executed:

- All Units Test Programme
- Single Unit Test Programme

Prior to execution of the tests, a detailed test script has to be drafted and agreed upon. The test script shall define:

- Test sequence.
- The test conditions and requirements for each test.
- Place of the test.
- person(s) responsible for conducting the tests.
- Reporting requirements.
- Handling failures and problems.

**4.1 All Units Test Programme:** The All Units Test Programme aims to identify the malfunctioning instruments and those not compliant with the bid specifications. The Functional Tests, the Clock Accuracy Test and the Zero Stability Test must be executed on each instrument. The design of the tests shall be selective and practical and enable execution with simple means, preferably at the Client's premises.

**4.2 Single Unit Test Programme**

- i) A full system shall be tested, that is: pressure sensor, electronics, cable, power supply, DRS, software and manuals. The Single Unit Test Programme is a combination of the Functional Tests, the Accuracy Tests and the Overall Test. The Client shall randomly select an instrument for testing from the instruments delivered. The Single Unit Test Programme can only be started after verification that all documents related to the order/delivery, including manuals, calibration data, QA data etc., are delivered to the Client. Any other unit, for which doubts arise on its compliance with the bid specifications, shall also be tested on the client's request.
  - ii) Failing to pass the Single Unit Test Programme results in rejection of the entire delivery until the defective units have been repaired to meet the technical specifications and such to the satisfaction of the Client.
5. Evaluation of test results: The test results have to be evaluated and results and conclusion shall be reported. Instruments that do not meet the bid specifications, shall be replaced by properly functioning and satisfactorily tested instruments.
6. Post acceptance performance monitoring
  - i) After installation and field deployment the instrument performance shall be continuously monitored by taking manual observations, initially at a relatively high rate, e.g. every 3 hours, gradually migrating towards the normal monitoring interval. The level comparisons are required for reference and validation purposes. Manual observations and automatic readings shall be taken at short intervals after each other, in practice the time difference shall be kept to less than 15 minutes. The primary criterion though, is that the manual reading shall be taken before the water level changes more than 1 mm.
  - ii) Other checks are on functioning of the internal clock, data recording and retrieval, battery discharge, siltation of the sensor, moisture ingress and any development of corrosion.
  - iii) The tape used for taking the reference readings shall be of high accuracy, considerably better than the accuracy of the DWLR, only then the performance of the high accuracy instruments can be monitored. However, an accuracy of 1 mm over the full measuring range is enough. Only best quality tapes, e.g. the electric types, come close to this requirement. The tapes shall be checked for accuracy against a precise reference, e.g. over 10 or 20 m on a single stretch. Verification by a standard ruler will not reveal to overall accuracy of a tape. The 'tape verification reference' could be prepared using high accuracy geodetic equipment. Along, straight corridor, or a quiet stretch of road, could accommodate the length reference marks, the accuracy should be 1 mm relative to the reference point (0.000m).
7. Instrument History File: For each instrument, an individual History File shall be opened and maintained (The Instrument history file shall be suppliers' scope.). In the History File the full instrument history and all documents generated shall be stored. This also includes any changes, adaptations, repairs etc. made to the instruments. The products and results of the execution of the Acceptance Protocol shall be included in the Instrument History File. Some document types and entries are listed below:

- 7.1 **Instrument identification:** The instrument identification uniquely defines the instrument particulars.
- Make, vendor, service provider, date of manufacturing, date of delivery
  - Instrument make, model and serial number
  - Instrument configuration
  - Measuring range
  - Cable type, length
  - Manual version
  - Instrument status: e.g. working, under calibration, under repair
- 7.2 **Functional, Accuracy and Over-all tests:** For each of the three test categories, a separate and unambiguous record shall be maintained. The test conditions and results shall be duly recorded. Obviously any failures or irregularities shall be annotated accurately and comprehensively, as well as the actions taken and their results. At least the following data shall be recorded:
- Administrative data: what, when, where, who, which instrument and configuration
  - List of tests
  - Specifications for each test
  - Results of each test
  - Failures, actions, conclusions
- 8.0 Acceptance Certificates:**
- On successful completion of acceptability test, receipt of deliverables etc., and after the purchaser is satisfied with the working of the DWLR system, the acceptance certificate signed by the supplier and the representative of the purchaser will be issued. The date on which such certificate is signed shall be deemed to be the date of successful commissioning of the systems



## **SECTION-VI**

### **BILL OF QUANTITIES AND SUMMARY OF PACKAGES**

## SECTION-VI

BILL OF QUANTITIES AND SUMMARY OF PACKAGES

### BILL OF QUANTITIES

FINANCIAL TENDER FORMAT PACKAGE-3 HAS BEEN UPLOADED IN THE BOQ SECTION IN THE E-TENDERING SYSTEM WHICH IS AN INTEGRAL PART OF THIS TENDER DOCUMENT.

### SUMMARY OF PACKAGE IN RESPECT OF TENDER FOR CONSTRUCTION OF PIEZOMETERS WELLS and SUPPLY AND INSTALLATION OF DWLR AND TELEMETRY

PACKAGE NO	PACKAGE DETAIL	State	BOQ Number	Items	Number of Wells	Number of DWLR	
						With Quality Probe	Without Quality Probe
3	PART A (PIEZOMETER)	Chhattisgarh	CG PZ BOQ 1	HR- (80m) + HR (150m)	142 + 70	-	-
		Madhya Pradesh	MP PZ BOQ 1	SR-Alluvium (60m)	75	-	-
			MP PZ BOQ 2	SR- M Alluvium (60m)	38	-	-
			MP PZ BOQ-3	SR-Alluvium (200m)	13	-	-
			MP PZ BOQ-4	SR- M Alluvium (200m)	4	-	-
			MP PZ BOQ-5	HR(60m) Basalt	842	-	-
			MP PZ BOQ-6	HR- (60m) Granite	282	-	-
			MP PZ BOQ-7	HR(200m) Basalt	123	-	-
			MP PZ BOQ-8	HR- (200m) Granite	23	-	-
	PART B (DWLR)	ALL STATES	DWLR BOQ	DWLR and Telemetry	-	-	1612
<b>TOTAL</b>					<b>1612</b>	<b>0</b>	<b>1612</b>

#### NOTE common for BOQ

1. While quoting the rates unit cost should be given for all the items. The items of work in BOQ deemed to be cover all kind of works/ items involved in construction of a well as mention in section V, Scope of Work and Technical specification, even though if any specific item is not mentioned in the BOQ. Hence no payment will made for works/ items not mentioned in the BOQ separately.
2. The quantities envisaged in the BOQs are tentative and may vary from site to site the payments will be made on actual basis.
3. No payment will be made for shifting of rig unit and goods required for construction of wells.
4. Unit rates and prices shall be quoted by the bidder in Indian rupee. Amounts must be quoted in full rupees by ignoring fifty paisa and considering more than fifty paisa as rupee one. Bidders have to quote for all items of works of the BOQ. The item for which no rate or price has been entered in, will not be paid for by the Employer when executed and shall be deemed covered by the other rates and prices in the Bill of Quantities.

5. Any modification of GST by the Government the difference will be paid/ recovered to/from the contractor.
6. The contractors are advised to fill the BOQ in financial bid carefully as the system is digital and it is on line. The rate without GST should be entered against the item in BOQ. The GST at 18% is taken during publishing of this tender document. The payment of GST as applicable will be paid to the contractor on proof of such payment made to the Government.
7. Successful bidder is to comply with the Public Procurement (Preference of Make in India), Order 2017 dated 15.06.2017 as amended upto date, while executing the contract.

# BOQ for Chhattisgarh State

## CG PZ BOQ 1

<b>BOQ template for Chhattisgarh (Hard Rock 80 m &amp; 150 m) Type II</b>	
<b>Item of work</b>	<b>Quantity</b>
Number of Piezometers (80 m depth)	142 nos
Number of Piezometers (150 m depth)	70 nos
Average depth of overburden	25
Diameter of pipe for casing of overburden	150 mm
Collection of water samples during drilling from PZ	2
Other Activities- Caliper logging, submission of logging graph, report along with video recordings	212 nos
Construction of cement concrete platform 0.70 x 0.70 x 0.60 m (0.30 m above ground level) using concrete mix of 1:2:4 around the housing pipe welded minimum 4 nos. anchoring plate as per drawing	212 nos
Supply and installation of protection box made of GI sheet of 3.15 mm thickness along with Brass lock (7 lever hardened) and three keys for each lock as per drawing	212 nos
Supply and fitting of well cap as per drawing with Allen Keys. MS Plate size 5 mm embossed & welded with permanent marking of "CGWB Pz" should be carved with welding on outer surface of casing pipe AGL 0.5 mtrs	212 nos
Supply and installation of protection box made of GI sheet of 3.15 mm thickness along with Brass lock (7 lever hardened) and three keys for each lock as per drawing	212 nos
Preparation and submission of basic data report per site for each Pz in triplicate along with logging graphs, data sheets, analysis sheet, chemical analysis report from NABL lab, photographs/ video of activity drilling, assembly lowering, V-notch discharge at various depth of drilling, with well discharge, water sample collection, display board well cap, protection box etc. The soft copy should be submitted.	212 nos
<b>No cell should be left blank. Leaving any cell blank will result in taking that value as zero, but it will not be clear whether it was intended to be zero or has been left blank by mistake.</b>	

## Revised BOQ for 212 Pz in Chhattisgarh

NAME OF BIDDER		BOQ template for Piezometer in Chhattisgarh State (Hard Rock 80 m-142 nos)				BOQ template for Piezometer in Chhattisgarh State (Hard Rock 150 m-70 nos)			
S No.	Item of work	Quantity	Unit	Unit cost (excluding GST) Rate	Total cost (excluding GST)	Quantity	Unit	Unit cost (excluding GST) Rate	Total cost (excluding GST)
	Drilling of Piezometer overburden by rock roller/drag/button bit to accommodate casing pipe (6" & 7" diameter), including sample collection, preparation	3621	meter			1785	meter		

	and submission of Litholog in 1 litre good quality HDPE bottle.								
2	Supply and installation of ERW casing pipe conforming to Table 3 of latest version of IS: 4270-2001 Supply and installation of ERW casing pipe conforming to Table 3 of latest version of IS: 4270-2001								
2.1	152.4 mm (6") Nominal Bore	3692	meter						
2.2	152.4 mm (7") Nominal Bore					1820	meter		
3	Drilling of Piezometer bottom by DTH method using appropriate sizes of button bits so as to reach targeted depth with diameter of hole not less than 160 mm at 100 m depth and final diameter not less than 152 mm at hole bottom including measurement of discharge through V-notch at various stages (depth) of drilling, collection of water sample for each aquifer formation/fracture zone encountered adopting standard procedure, formation sample collection at every 3 meter intervals preparation and submission of litholog, discharge measurement etc.	8126	meter			9151	meter		
4	After completion of drilling development of well with air compressor for one hour, collection of 2 bottles (1 treated with acid) of water sample (1 lit each) for submission to CGWB	142	Job			70	Job		
5	Caliper logging, submission of logging	142	Job			70	Job		

	graph, report along with video recordings								
6	Chemical analysis of water samples for 15 parameters Ph, EC, TH, TDS, Ca, g, Na, K, CO3, HCO3, SO4, NO3, Cl, F, & Fe, in NABL accredited labs and submission from NABL lab	142	Job			70	Job		
7	Chemical analysis of water samples for Heavy metals Arsenic (As), UTanium (U), Lead (Pb), Manganese (Mn), Nickel (Ni), Zinc (Zn), Copper (Cu), Chromium (Cr), and selenium (Se). in NABL accredited labs and submission from NABL lab	142	Job			70	Job		
8	Construction of cement concrete platform of dimension 0.70 X 0.70 X 0.60 m (0.30 m above ground level) using concrete mix of 1:2:4 around the around the Piezometers well welded with minimum 6 Nos. of anchoring plate as per drawing.	142	Job			70	Job		
9	Supply and installation of protection box made of 3 mm GI sheet of Size: 550mm X450mm X530mm along with Brass lock (7 lever hardened) and three keys for each lock as per drawing with well cap	142	Job			70	Job		
10	Supply and fitting of well cap as per drawing with Allen Keys. MS Plate size 5 mm embossed & welded with permanent marking of " CGWB Pz' should be carved with welding on outer surface of casing pipe AGL 0.5 mtrs	142				70			

11	Preparation and submission of basic data report per site for each Pz in triplicate along with logging graphs, data sheets, analysis sheet, chemical analysis from NABL lab, photographs/video of activity drilling assembly lowering V-notch discharge at various depth of drilling, with well discharge, water sample collection, display board well cap, protection box etc. The soft copy should be submitted.	142	number	70	number			
	<b>Total</b>							
	GST @ 18%							
	Grand Total inclusive of taxes							
	<b>say (rounded to 1000)</b>							
	<b>1. The average overburden thickness is 2S m and maximum thickness shall be up to 70m in few wells.</b> <b>2. DTH rig using DTH method shall be required for construction of piezometer.</b> <b>3. One water sample each for Heavy metal and for Basic parameter for each site shall be submitted to CGWB for validation of samples.</b> <b>4. Any Pz abandoned before completion of casing of complete thickness of overburden citing formation problems, no payment shall be made.</b> <b>5. Any piezometer abandoned due to fault of contractor or due to machinery, bore hole fishing, no payment shall be made.</b> <b>6. All Piezometers should be constructed to target depth.</b> <b>7. The quoted price should be inclusive of all taxes and duties as applicable,(except GST)</b>							

## **BOQ for Madhya Pradesh State**

### **MP PZ BOQ 1**

<b>BOQ-01 for Piezometer well (Alluvium_ Gondwana_Soft Rock 60m)</b>				
<b>State : Madhya Pradesh</b>				
1	Number of Piezometer wells		75	number
2	Depth of Piezometer hole		60	meter
3	Average depth of well construction		60	meter
4	Diameter of assembly pipe		100	mm
5	Average Length of intake pipe		48.5	meter

	(blank)				
6	Average Length of intake pipe (screen)		12	meter	
7	Type of screen		LCG		
8	Slot opening		1	mm	
9	Average Development of well by air compressor		1	hours	
10	Pumping test (PYT)		75		
11	Duration of steps		100	minutes	
12	Collection of water samples per site		2	number	
13	Tentative No of well gravel packing to be carried out upto top ground level		0	Nos	
14	Average depth of Gravel packing from bottom in wells		54	Cubic m	
15	Number of samples per well to be tested for Basic Paramers		1	number	
16	Number of samples per well to be tested for Heavy metals		1	number	
S. No.	Item of work	Unit	*Rate/ unit qty (Excluding GST)	Qty	Total Amt. (Excluding GST)
1	Drilling of Hole for Pz by suitable type of bit in soft rock formation using minimum 250 mm (10") including sample collection for every 3m interval and preparation of litholog and drill time log etc	meter		4500	
2	Electrical logging including Resistivity (16 & 64), SP and Gamma. Preparation of Composite log, Chemical Quality of Ground Water, Preparation of Tentative well assembly etc.	Nos		30000	
3	Supply and installation of 100mm(Nominal bore) ERW casing pipe conforming to latest version of IS: 4270-2001 and with thickness 5.4mm	meter		3637.5	
4	supply and installation of LCG V-wire screen conforming to latest version of IS: 8110 -2000 OF 100 mm (4") Nominal Size, thickness 5.4mm with slot opening size 1.0 mm	meter		900	



5	Supply and shrouding of pea gravel confirming to latest version of IS: 4097-1967 with Particle size range 3.35 mm to 4.75 mm for 1.0 mm slot opening	cubic meter		295	
6	Development by Air Compressor of adequate capacity for minimum 1 hours, over pumping and by other means till discharge water is clear and free of sand including collection of two water samples each for basic analysis and heavy metals including Arsenic adopting standard procedure in 1 litre HDPE bottle.	job		75	
7	Preliminary yield test using submersible pump of adequate capacity creating minimum draw down of 20m , including collection of 2 Nos. Water samples each for basic analysis and heavy metals including Arsenic adopting standard procedures in 1 litre good quality HDPE bottle and submission of analysis report with data. One set of sample to be submitted to Chemical Lab, CGWB, Bhopal and other set to be analysed by NABL Lab.	job		75	
8	chemical analysis of water samples for 15 parameters pH, EC, TH, TDS, Ca, Mg, Na, K, CO <sub>3</sub> , HCO <sub>3</sub> , SO <sub>4</sub> , NO <sub>3</sub> , Cl, F & Fe in NABL accredited labs and submission of reports	job		75	
9	chemical analysis of water samples for Heavy metals _Co, Pb, Ni, Zn,Mn,Cuand As in NABL accredited labs and submission of reports	job		75	
10	Construction of cement concrete platform of dimension 0.70 X 0.70 X 0.60 m (0.30 m above ground level) using concrete mix of 1:2:4 around the housing pipe welded with minimum 6 Nos of anchoring plate as per drawing	job		75	
11	Supply and fitting of well cap as per drawing with Allen Keys. MS Plate size 5 mm embossed & welded with permanent marking of " CGWB pz" should carved with welding on	job		75	

	outer surface of casing pipe 0.5mtrs				
<b>12</b>	Supply and installation of protection box along with Brass lock (7 lever hardened) and three keys for each lock.	<b>job</b>		75	
<b>13</b>	Supply and installation of Display board as per drawing	<b>job</b>		75	
<b>14</b>	Preparation and submission of basic data report for each site in triplicate along with data sheets, analysis sheet, chemical analysis report from NABL lab, site location map and approachability with land marks etc. photographs and videos of all activities shall be submitted alongwith BDRs. The BDR containing all details as per Format shall be submitted	<b>job</b>		75	
	<b>Grand Total</b>				
	<b>GST @</b>				
	<b>Grand Total inclusive of Taxes</b>				

**Note**

1. The hole drilling should be carried out to target depth of 60 m.
2. No payment shall be made if well is abandoned without lowering assembly upto the recommended depth citing formation problem.
3. No payment shall be made if any well is abandoned due to fault of contractor or due to machinery, bore hole fishing, etc citing formation problem except under extraordinary situations like interference/ objection by the Local Government Bodies or public agitation against drilling leading to law and order problems, etc.
- \*4. Water samples shall be collected as per the standard procedures at the closure of well development (in Pz) and during PYT test as per the standard procedures. Water samples will be collected in 4 nos pre-treated HDPE containers of 1 litre capacity for Basic parameters and for heavy metals). The samples for arsenic parameter should be acidified with ultrapure HCl (1:1 HCl) and the samples for other heavy/ trace metals should be acidified with ultrapure HNO3 (1:1 HNO3).
- \*5 All the collected water samples shall be submitted to CGWB and water samples should be properly sealed and labelled with the relevant details like location (including Lat and Long), well number and type, date and time of sampling, stage of pumping test/ well development, details of acidification, water temperature at the time of sample collection, etc.
- \*6 The water samples collected during pumping test shall be analysed for basic parameters and heavy metals as per BOQ by the contractor through NABL Lab and one more set of these water samples shall be submitted to CGWB for validation along

with original report of NABL Lab.

7. After lowering of assembly, gravel packing should be carried out immediately using compressor, well should be developed, followed by other means of well development. Well development will be treated as completed only when water is clear and free of suspended particles. Well will be treated as completed only after construction of well as per the recommended well assembly and after conducting the well development, pumping test and all other items mentioned in the BOQ, submission of BDRs duly validated by CGWB. Payment for the well shall be made only when the well is constructed as per the BOQ specification.

8. Summary of wellwise data i.e site location with latitude, pilot hole depth, pilot hole dia, logging depth as per graph, assembly dia and depth, gravel packing depth range, cement sealing depth, clay pack depth, water quality parameter, static water level, Safe discharge, Specific yield, Transmissivity, etc in xls as per proforma given by CGWB should be submitted on completion of all wells

9. Litholog collected (minimum 250 g) as per BOQ should be properly packed in good quality packing cover and should be tagged with details of sample No, site name, well type, depth range of litholog, etc and should be submitted to CGWB Regional office along with drill time log.

10. Minimum No of rig unit required to be deployed for drilling to complete the work within time of 270 days - 6 Nos

## MP PZ BOQ-2

<b>BOQ-02 for Piezometer well (Marginal Alluvium_Vidhyan_Granite_Basalt 60m)</b>			
<b>State : Madhya Pradesh</b>			
Number of Piezometer wells	38	number	
Depth of Piezometer hole	60	meter	
Average depth of well construction	60	meter	
Diameter of assembly pipe	125	mm	
Average Length of intake pipe (blank)	19.5	meter	
Average Length of intake pipe (screen)	6	meter	
Type of screen	LCG		
Slot opening	1	mm	
Average Development of well by air compressor	1	hours	
Pumping test (PYT)	38		
Duration of steps	100	minutes	
Collection of water samples per site	2	number	
Tentative No of well hard drill cuttings packing to be carried out upto top ground level	0	Nos	
Average depth of hard drill cuttings packing from bottom of Soft Rock	22	meter	
Number of samples per well to be tested for Basic Parameters	1	number	
Number of samples per well to be tested for Heavy metals	1	number	

S. No.	Item of work	Unit	*Rate/ unit qty (Excludin g GST)	Qty	Total Amt. (Exclud ing GST)
1	Drilling of Hole for Piezometer by suitable size and type of bit in soft rock formation to accommodate well assembly of recommended size i.e 125mm NB dia and hard drill cutting envelop of appropriate thickness, including sample collection for every 3m interval and preparation of litholog and drill time log	meter		950	
2	Drilling by DTH method using button bit 112 mm (4 1/2") so as to reach targeted depth with diameter of hole not less than 112 mm diameter at hole bottom including sample collection and preparation of litholog.	meter		1330	
3	Supply and installation of 125mm (Nominal bore) ERW casing pipe conforming to latest version of IS: 4270-2001 and with thickness 5.4mm	meter		741	
4	supply and installation of LCG V-wire screen conforming to latest version of IS: 8110 -2000 OF 125 mm (5") Nominal Size, thickness 5.4mm with slot opening size 1.0 mm	meter		228	
5	Cement sealing at the top depth range GL to 3m to avoid contamination air losses while drilling the hard rock through DTH drilling and other means of well development.	job		38	
6	Development by Air Compressor of adequate capacity for minimum 1 hours, over pumping and by other means till discharge water is clear and free of sand including collection of two water samples each for base and	job		38	

	heavy metals including Arsenic from OW adopting standard procedure in 1 litre HDPE bottle, along with video recordings of compressor hour meter, discharge etc.				
7	Preliminary yield test using submersible pump of adequate capacity creating minimum draw down of 20m , including collection of 2 Nos. Water samples adopting standard procedure for basic parameter and heavy metals in 1 litre good quality HDPE bottle and submission of analysis report with data with video recordings.	job		38	
8	chemical analysis of water samples for 15 parameters pH, EC, TH, TDS, Ca, Mg, Na, K, CO <sub>3</sub> , HCO <sub>3</sub> , SO <sub>4</sub> , NO <sub>3</sub> , Cl, F & Fe in NABL accredited labs and submission of reports	job		38	
9	chemical analysis of water samples for Heavy metals _Co, Pb, Ni, Zn,Mn,Cu in NABL accredited labs and submission of reports	job		38	
10	Construction of cement concrete platform of dimension 0.70 X 0.70 X 0.60 m (0.30 m above ground level) using concrete mix of 1:2:4 around the housing pipe welded with minimum 6 Nos of anchoring plate as per drawing	job		38	
11	Supply and fitting of well cap as per drawing with Allen Keys. MS Plate size 5 mm embossed & welded with permanent marking of " CGWB pz" should carved with welding on outer surface of casing pipe 0.5mtrs	job		38	
12	Supply and installation of protection box along with Brass lock (7 lever hardened)	job		38	

	and three keys for each lock as per drawing				
13	Supply and installation of Display board as per drawing	job		38	
14	Preparation and submission of basic data report for each site in triplicate along with data sheets, analysis sheet, chemical analysis report from NABL lab, site location map and approachability with land marks etc. photographs and videos of all activities shall be submitted alongwith BDRs. The BDR containing all details as per Format shall be submitted	job		38	
	<b>Grand Total</b>				
	<b>GST @</b>				
	<b>Grand Total inclusive of Taxes</b>				
<b>Note</b>					
1. Average depth of drilling is 60 m but it may vary between 40 to 80 m in few cases.					
2. No payment shall be made if well is abandoned without lowering assembly upto the recommended depth citing formation problem.					
3. No payment shall be made if any well is abandoned due to fault of contractor or due to machinery, bore hole fishing, etc citing formation problem except under extraordinary situations like interference/ objection by the Local Government Bodies or public agitation against drilling leading to law and order problems, etc.					
*4. Water samples shall be collected as per the standard procedures at the closure of well development (in Pz) and during PYT test as per the standard procedures. Water samples will be collected in 4 nos pre-treated HDPE containers (2 no. of 1 litre capacity container for Basic parameters, 2nos. of 250ml/500ml capacity containers for heavy metals). The samples for arsenic parameter should be acidified with ultrapure HCl (1:1 HCl) and the samples for other heavy/ trace metals should be acidified with ultrapure HNO3 (1:1 HNO3).					
*5 All the collected water samples shall be submitted to CGWB and water samples should be properly sealed and labelled with the relevant details like location (including Lat and Long), well number and type, date and time of sampling, stage of pumping test/ well development, details of acidification, water temperature at the time of sample collection, etc.					
*6 The water samples collected during pumping test shall be analysed for basic parameters and heavy metals as per BOQ by the contractor through NABL Lab and one more set of these water samples shall be submitted to CGWB for validation along with original report of NABL Lab.					

7. After lowering of assembly, gravel packing should be carried out immediately using compressor, well should be developed, followed by other means of well development. Well development will be treated as completed only when water is clear and free of suspended particles. Well will be treated as completed only after construction of well as per the recommended well assembly and after conducting the well development, pumping test and all other items mentioned in the BOQ, submission of BDRs duly validated by CGWB. Payment for the well shall be made only when the well is constructed as per the BOQ specification.
8. Summary of wellwise data i.e site location with latitude, pilot hole depth, pilot hole dia, logging depth as per graph, assembly dia and depth, gravel packing depth range, cement sealing depth, clay packind depth, water quality parameter, static water level, Safe discharge, Specific yeild, Transmissivity, etc in xls as per proforma given by CGWB should be submitted on completion of all wells
9. Litholog collected (minimum 250 g) as per BOQ should be properly packed in good quality packing cover and should be tagged with details of sample No, site name, well type, depth range of litholog, etc and should be submitted to CGWB Regional office along with drill time log.
10. Minimum No of rig unit required to be deployed for drilling to complete the work within time of 270 days - 6 Nos

### MP PZ BOQ-3

BOQ 03 for Piezometer well (Alluvium_Gondwana_200m)			
State : Madhya Pradesh			
Number of Piezometer wells	13		number
Depth of Piezometer hole	200		meter
Average depth of well construction	200		meter
Diameter of pipe for casing of overburden	100		mm
Average Length of assembly pipe (blank)	182.5		meter
Average Length of assembly pipe (slotted)	18		meter
Pumping test (PYT)	13		number
Duration of PYT (Pumping)	100		minutes
Tentative No of well gravel packing to be carried out upto top ground level	13		Nos
Average depth of gravel packing from bottom in wells	200		meter
Collection of water samples per site	2		number
Number of samples per well to be tested for Basic Paramers	1		number

Number of samples per well to be tested for Heavy metals	1	number
--	---	--------

S. No.	Item of work	Unit	*Rate/ unit qty (Excluding GST)	Qty	Total Amt. (Excluding GST)
1	Drilling for Pilot hole by suitable type of bit in soft rock formation not more than 216 mm (8 1/2") sample collection at every 3m interval and preparation of litholog	meter		2600	
2	Electrical logging including Resistivity (16 & 64), SP and Gamma. Preparation of Composite log, Chemical Quality of Ground Water, Preparation of Tentative well assembly etc.	Job		13	
3	Reaming for PZ well by suitable type of bit in soft rock formation embedded with boulders to accommodate 125mm dia pipe not less than 312 mm (12 1/2") and sample collection at every 3m interval and preparation of litholog	meter		2600	
4	Supply and installation of 125mm(5") ERW casing pipe conforming to latest version of IS: 4270-2001 and with thickness 5.4mm	meter		2372.5	
5	supply and installation of LCG V-wire screen conforming to latest version of IS: 8110 -2000 OF 125 mm (5") Nominal Size, thickness 5.4mm with slot opening size 1.0 mm	meter		234	
6	Development by Air Compressor of adequate capacity for minimum 3 hours, over pumping and by other means till discharge water is clear and free of sand including collection of two water samples from OW adopting standard procedure in 1 litre HDPE bottle, along with video recordings of compressor hour meter, discharge etc.	hrs		39	



<b>7</b>	Preliminary yield test using submersible pump of adequate capacity creating minimum draw down of 20m, including collection of 2 Nos. Water samples adopting standard procedure for basic parameter and heavy metals in 1 litre good quality HDPE bottle and submission of analysis report with data with video recordings.	job		13	
<b>8</b>	chemical analysis of water samples for 15 parameters pH, EC, TH, TDS, Ca, Mg, Na, K, CO <sub>3</sub> , HCO <sub>3</sub> , SO <sub>4</sub> , NO <sub>3</sub> , Cl, F & Fe in NABL accredited labs and submission of reports	job		13	
<b>9</b>	chemical analysis of water samples for Heavy metals _Co, Pb, Ni, Zn, Mn, Cu in NABL accredited labs and submission of reports	job		13	
<b>10</b>	Construction of cement concrete platform of dimension 0.70 X 0.70 X 0.60 m (0.30 m above ground level) using concrete mix of 1:2:4 around the housing pipe welded with minimum 6 Nos of anchoring plate as per drawing	job		13	
<b>11</b>	Supply and fitting of well cap as per drawing with Allen Keys. MS Plate size 5 mm embossed & welded with permanent marking of "CGWB pz" should be carved with welding on outer surface of casing pipe 0.5mtrs	job		13	
<b>12</b>	Supply and installation of protection box along with Brass lock (7 lever hardened) and three keys for each lock as per drawing	job		13	
<b>13</b>	Supply and installation of Display board as per drawing	job		13	
<b>14</b>	Preparation and submission of basic data report for each site in triplicate along with data sheets, analysis sheet, chemical analysis report from NABL lab, site location map and approachability with land marks etc. photographs and videos of all activities shall be	job		13	

	submitted alongwith BDRs. The BDR containing all details as per Format shall be submitted				
	<b>Grand Total</b>				
	<b>GST @</b>				
	<b>Grand Total inclusive of Taxes</b>				

**Note**

1. The hole drilling should be carried out to target depth of 200 m.
2. No payment shall be made if well is abandoned without lowering assembly upto the recommended depth citing formation problem.
3. No payment shall be made if any well is abandoned due to fault of contractor or due to machinery, bore hole fishing, etc citing formation problem except under extraordinary situations like interference/ objection by the Local Government Bodies or public agitation against drilling leading to law and order problems, etc.
- \*4. Water samples shall be collected as per the standard procedures at the closure of well development (in Pz) and during PYT test as per the standard procedures. Water samples will be collected in 4 nos pre-treated HDPE containers (2 no. of 1 litre capacity container for Basic parameters, 2nos. of 250ml/500ml capacity containers for heavy metals). The samples for arsenic parameter should be acidified with ultrapure HCl (1:1 HCl) and the samples for other heavy/ trace metals should be acidified with ultrapure HNO3 (1:1 HNO3).
- \*5 All the collected water samples shall be submitted to CGWB and water samples should be properly sealed and labelled with the relevant details like location (including Lat and Long), well number and type, date and time of sampling, stage of pumping test/ well development, details of acidification, water temperature at the time of sample collection, etc.
- \*6 The water samples collected during pumping test shall be analysed for basic parameters and heavy metals as per BOQ by the contractor through NABL Lab and one more set of these water samples shall be submitted to CGWB for validation along with original report of NABL Lab.
7. After lowering of assembly, gravel packing should be carried out immediately using compressor, well should be developed , followed by other means of well development. Well development will be treated as completed only when water is clear and free of suspended particles . Well will be treated as completed only after construction of well as per the recommended well assembly and after conducting the well development, pumping test and all other items mentioned in the BOQ , submission of BDRs duly validated by CGWB . Payment for the well shall be made only when the well is constructed as per the BOQ specification.
8. Summary of wellwise data i.e site location with latitude, pilot hole depth, pilot hole dia, logging depth as per graph, assembly dia and depth, gravel packing depth range, cement sealing depth, clay packind depth, water quality parameter, static water level, Safe discharge, Specific yeild, Transmissivity, etc in xls as per proforma given by CGWB should be submitted on completion of all wells

9. Litholog collected (minimum 250 g) as per BOQ should be properly packed in good quality packing cover and should be tagged with details of sample No, site name, well type, depth range of litholog, etc and should be submitted to CGWB Regional office along with drill time log .

10. Minimum No of rig unit required to be deployed for drilling to complete the work within time of 270 days - 6 Nos

## MP PZ BOQ-4

<b>BOQ 04 for Piezometer well (Alluvium_Marginal Alluvium_Vidhyan_Granite 200m)</b>		
<b>State : Madhya Pradesh</b>		
Number of Piezometer wells	4	number
Depth of Piezometer hole	200	meter
Average depth of well construction	200	meter
Diameter of pipe for casing of overburden	125	mm
Average Length of intake pipe (blank)in overburdon/Alluvium	82.5	meter
Average Length of intake pipe (screen)in overburdon/Alluvium	18	meter
Pumping test (PYT)	4	number
Duration of steps	100	minutes
Collection of water samples per site	2	number
Number of samples per well to be tested for Basic Paramers	1	number
Number of samples per well to be tested for Heavy metals	1	number

S. No.	Item of work	Unit	*Rate/ unit qty (Excluding GST)	Qty	Total Amt. (Excluding GST)
1	Drilling of overburden by suitable size of rock roller/ drag/ button bit to accommodate casing pipe of 125 mm (5") upto 100m including sample collection , preparation and submission of litholog, and collection of water sample during drilling in 1 litre HDPE bottle	meter		400	
2	Supply and installation of 125mm(Nominal bore) ERW casing pipe conforming to latest version of IS: 4270-2001 and with thickness 5.4mm	meter		330	
3	supply and installation of LCG V-wire screen conforming to latest verision of IS: 8110 -2000 OF 125 mm (5") Nominal Size, thickness 5.4mm with slot opening size 1.0 mm	meter		72	

4	Drilling by DTH method using appropriate sizes of button bits so as to reach targetted depth with diameter of hole not less than 112 mm at hole bottom including measurement of discharge through V-notch at various stages (depth) of drilling, collection of water sample for each aquifer formation/fracture zone encountered adopting standard procedure ,formation sample collection at every 3 meter intervals , preparation and submission of litholog,drill time log, discharge measurement etc.	meter		400	
5	Supply and shrouding of pea gravel confirming to latest version of IS: 4097-1967 with Particle size range 3.35 mm to 4.75 mm for 1.0 mm slot opening	meter		27	
6	Cement sealing at the top depth range 0 to 6m to avoid air losses while drilling the hard rock through DTH drilling and other means of well development.	job		4	
7	Development by Air Compressor of adequate capacity for minimum 3 hours, over pumping and by other means till discharge water is clear and free of sand including collection of two water samples from OW adopting standard procedure in 1 litre HDPE bottle, along with video recordings of compressor hour meter, discharge etc.	hrs		12	
8	Preliminary yield test using submersible pump of adequate capacity creating minimum draw down of 20m , including collection of 2 sets of Water samples adopting standard procedure for basic parameter and heavy metals in 1 litre good quality HDPE bottle and submission of analysis report with data with video recordings.	job		4	
9	chemical analysis of water samples for 15 parameters pH, EC, TH, TDS, Ca, Mg, Na, K, CO3, HCO3, SO4, NO3, Cl, F & Fe in NABL accredited labs and submission of reports	job		4	
10	chemical analysis of water samples for Heavy metals _Co, Pb, Ni, Zn,Mn,Cu in NABL accredited labs and submission of reports	job		4	
11	Construction of cement concrete platform of dimension 0.70 X 0.70 X 0.60 m (0.30 m above ground level) using concrete mix of 1:2:4 around the housing pipe welded withminimum 6 Nos of anchoring plate as per drawing	job		4	

12	Supply and fitting of well cap as per drawing with Allen Keys. MS Plate size 5 mm embossed & welded with permanent marking of "CGWB pz" should carved with welding on outer surface of casing pipe 0.5mtrs	job		4	
13	Supply and installation of protection box along with Brass lock (7 lever hardened) and three keys for each lock as per drawing	job		4	
14	Supply and installation of Display board as per drawing	job		4	
15	Preparation and submission of basic data report for each site in triplicate along with data sheets, analysis sheet, chemical analysis report from NABL lab, site location map and approachability with land marks etc. photographs and videos of all activities shall be submitted alongwith BDRs. The BDR containing all details as per Format shall be submitted	job		4	
	<b>Grand Total</b>				
	<b>GST @ 12%</b>				
	<b>Grand Total inclusive of Taxes</b>				

**Note**

1. The hole drilling should be carried out to target depth of 200 m.
2. No payment shall be made if well is abandoned without lowering assembly upto the recommended depth citing formation problem.
3. No payment shall be made if any well is abandoned due to fault of contractor or due to machinery, bore hole fishing, etc citing formation problem except under extraordinary situations like interference/ objection by the Local Government Bodies or public agitation against drilling leading to law and order problems, etc.
- \*4. Water samples shall be collected as per the standard procedures at the closure of well development (in Pz) and during PYT test as per the standard procedures. Water samples will be collected in 4 nos pre-treated HDPE containers (2 no. of 1 litre capacity container for Basic parameters, 2nos. of 250ml/500ml capacity containers for heavy metals). The samples for arsenic parameter should be acidified with ultrapure HCl (1:1 HCl) and the samples for other heavy/ trace metals should be acidified with ultrapure HNO3 (1:1 HNO3).
- \*5 All the collected water samples shall be submitted to CGWB and water samples should be properly sealed and labelled with the relevant details like location (including Lat and Long), well number and type, date and time of sampling, stage of pumping test/ well development, details of acidification, water temperature at the time of sample collection, etc.
- \*6 The water samples collected during pumping test shall be analysed for basic parameters and heavy metals as per BOQ by the contractor through NABL Lab and one more set of these water samples shall be submitted to CGWB for validation along with original report of NABL

Lab.
7. After lowering of assembly, gravel packing should be carried out immediately using compressor, well should be developed , followed by other means of well development. Well development will be treated as completed only when water is clear and free of suspended particles . Well will be treated as completed only after construction of well as per the recommended well assembly and after conducting the well development, pumping test and all other items mentioned in the BOQ , submission of BDRs duly validated by CGWB . Payment for the well shall be made only when the well is constructed as per the BOQ specification.
8. Summary of wellwise data i.e site location with latitude, pilot hole depth, pilot hole dia, logging depth as per graph, assembly dia and depth, gravel packing depth range, cement sealing depth, clay packind depth, water quality parameter, static water level, Safe discharge, Specific yeild, Transmissivity, etc in xls as per proforma given by CGWB should be submitted on completion of all wells
9. Litholog collected (minimum 250 g) as per BOQ should be properly packed in good quality packing cover and should be tagged with details of sample No, site name, well type, depth range of litholog, etc and should be submitted to CGWB Regional office along with drill time log .
10. Minimum No of rig unit required to be deployed for drilling to complete the work within time of 270 days - 6 Nos

## MP PZ BOQ-5

BOQ 05 for Piezometer well (Basalt 60m)			
State : Madhya Pradesh			
Number of Piezometer wells	842	number	
Depth of Piezometer hole	60	meter	
Average depth of well construction	60	meter	
Diameter of pipe for casing of overburden	100	mm	
Average Length of intake pipe (blank)in overburdon	48.5	meter	
Average Length of intake pipe (screen)in overburdon	12	meter	
Pumping test (PYT)	842	number	
Duration ofPYT (Pumping)	100	minutes	
Collection of water samples per site	2	number	
Number of samples per well to be tested for Basic Paramers	1	number	
Number of samples per well to be tested for Heavy metals	1	number	

S. No.	Item of work	Unit	*Rate/ unit qty (Excluding GST)	Qty	Total Amt. (Excluding GST)
--------	--------------	------	--	-----	----------------------------------

1	Drilling of overburden by suitable size of rock roller/ drag/ button bit to accommodate casing pipe of 100mm including sample collection , preparation and submission of litholog,drill time log and collection of water sample during drilling in 1 litre HDPE bottle sample collection for every 3 m interval.	meter		50520	
3	Supply and installation of 100 mm(Nominal bore) ERW casing pipe conforming to latest version of IS: 4270-2001 and with thickness 5.4mm	meter		40837	
4	supply and installation of LCG V-wire screen conforming to latest version of IS: 8110 -2000 OF 100mm (4") Nominal Size, thickness 5.4mm with slot opening size 1.0 mm	meter		10104	
5	Development by Air Compressor of adequate capacity for minimum 1 hours, over pumping and by other means till discharge water is clear and free of sand including collection of two water samples from OW adopting standard procedure in 1 litre HDPE bottle, along with video recordings of compressor hour meter, discharge etc.	job		842	
6	Preliminary yield test using submersible pump of adequate capacity creating minimum draw down of 20m , including collection of 2 Nos. Water samples adopting standard procedure for basic parameter and heavy metals in 1 litre good quality HDPE bottle and submission of analysis report with data with video recordings.Pumping for 100min and recovery of 100 min or 90%recovery which ever is later	job		842	
7	chemical analysis of water samples for 15 parameters pH, EC, TH, TDS, Ca, Mg, Na, K, CO <sub>3</sub> , HCO <sub>3</sub> , SO <sub>4</sub> , NO <sub>3</sub> , Cl, F & Fe in NABL accredited labs and submission of reports	job		842	
8	chemical analysis of water samples for Heavy metals _Co, Pb, Ni, Zn,Mn,Cu in NABL accredited labs and submission of reports	job		842	
9	Construction of cement concrete platform of dimension 0.70 X 0.70 X 0.60 m (0.30 m above ground level) using concrete mix of 1:2:4 around the housing pipe welded withminimum 6 Nos of anchoring plate as per drawing	job		842	
10	Supply and fitting of well cap as per drawing with Allen Keys. MS Plate size 5 mm embossed & welded with permanent marking of " CGWB pz" should carved with welding on outer surface of casing pipe 0.5mtrs	job		842	

11	Supply and installation of protection box along with Brass lock (7 lever hardened) and three keys for each lock as per drawing	job		842	
12	Supply and installation of Display board as per drawing	job		842	
13	Preparation and submission of basic data report for each site in triplicate along with data sheets, analysis sheet, chemical analysis report from NABL lab, site location map and approachability with land marks etc. photographs and videos of all activities shall be submitted alongwith BDRs. The BDR containing all details as per Format shall be submitted	job		842	
<b>Grand Total</b>					
<b>GST @</b>					
<b>Grand Total inclusive of Taxes</b>					

**Note**

1. The hole drilling should be carried out to target depth of 200 m.
2. No payment shall be made if well is abandoned without lowering assembly upto the recommended depth citing formation problem.
3. No payment shall be made if any well is abandoned due to fault of contractor or due to machinery, bore hole fishing, etc citing formation problem except under extraordinary situations like interference/ objection by the Local Government Bodies or public agitation against drilling leading to law and order problems, etc.
- \*4. Water samples shall be collected as per the standard procedures at the closure of well development (in Pz) and during PYT test as per the standard procedures. Water samples will be collected in 4 nos pre-treated HDPE containers (2 no. of 1 litre capacity container for Basic parameters, 2nos. of 250ml/500ml capacity containers for heavy metals). The samples for arsenic parameter should be acidified with ultrapure HCl (1:1 HCl) and the samples for other heavy/ trace metals should be acidified with ultrapure HNO3 (1:1 HNO3).
- \*5 All the collected water samples shall be submitted to CGWB and water samples should be properly sealed and labelled with the relevant details like location (including Lat and Long), well number and type, date and time of sampling, stage of pumping test/ well development, details of acidification, water temperature at the time of sample collection, etc.
- \*6 The water samples collected during pumping test shall be analysed for basic parameters and heavy metals as per BOQ by the contractor through NABL Lab and one more set of these water samples shall be submitted to CGWB for validation along with original report of NABL Lab.
7. After lowering of assembly, hard drill cuttings shall be packed in the annular space between assembly and bore hole immediately. Well should be developed using compressor, followed by other means of well development. Well development will be treated as completed only when water is clear and free of suspended particles. Well will be treated as completed only after construction of well as per the recommended well assembly and after conducting the well development, pumping test and all other items mentioned in the BOQ, submission of BDRs duly validated by CGWB. Payment for the well shall be made only when the well is constructed as per the BOQ specification.



8. Summary of wellwise data i.e site location with latitude, pilot hole depth, pilot hole dia, logging depth as per graph, assembly dia and depth, gravel packing depth range, cement sealing depth, clay packind depth, water quality parameter, static water level, Safe discharge, Specific yeild, Transmissivity, etc in xls as per proforma given by CGWB should be submitted on completion of all wells
9. Litholog collected (minimum 250 g) as per BOQ should be properly packed in good quality packing cover and should be tagged with details of sample No, site name, well type, depth range of litholog, etc and should be submitted to CGWB Regional office along with drill time log .
10. Minimum No of rig unit required to be deployed for drilling to complete the work within time of 270 days - 6 Nos

## MP PZ BOQ-6

<b>BOQ-06 for Piezometer well (Granite_Vindhyan_60m)</b>					
<b>State : Madhya Pradesh</b>					
	Number of Piezometer wells	282	number		
	Depth of Piezometer hole	60	meter		
	Average depth of well construction	60	meter		
	Diameter of assembly pipe	125	mm		
	Average Length of intake pipe (blank)	19.5	meter		
	Average Length of intake pipe (screen)	6	meter		
	Type of screen	LCG			
	Slot opening	1	mm		
	Average Development of well by air compressor	1	hours		
	Pumping test (PYT)	282			
	Duration of PYT (Pumping)	100	minutes		
	Collection of water samples per site	2	number		
	Number of samples per well to be tested for Basic Paramers	1	number		
	Number of samples per well to be tested for Heavy metals	1	number		
S. No.	Item of work	Unit	*Rate/ unit qty (Excludin g GST)	Qty	Total Amt. (Excludin g GST)
1	Drilling of Hole for Piezometer by suitable type of bit in soft rock formation to accommodate well assembly of recommended size i.e 125mm NB dia and hard drill cutting envelop of minimum 100 mm thickness,including sample collection for every 3m interval and preparation of litholog & time log	meter		7050	

2	Drilling by DTH method using appropriate size of button bit so as to reach targeted depth with diameter of hole not less than 100mm diameter at hole bottom including sample collection and preparation of litholog.	meter		9870	
3	Supply and installation of 125mm(5") ERW casing pipe conforming to latest version of IS: 4270-2001 and with thickness 5.4mm	meter		5499	
4	supply and installation of LCG V-wire screen conforming to latest version of IS: 8110 - 2000 OF 150 mm (6") Nominal Size, thickness 5.4mm with slot opening size 1.0 mm	meter		1692	
5	Development by Air Compressor of adequate capacity for minimum 1 hours, over pumping and by other means till discharge water is clear and free of sand including collection of two water samples from OW adopting standard procedure in 1 litre HDPE bottle, along with video recordings of compressor hour meter, discharge etc.	job		282	
6	Preliminary yield test using submersible pump of adequate capacity creating minimum draw down of 20m, including collection of 2 Nos. Water samples adopting standard procedure for basic parameter and heavy metals in 1 litre good quality HDPE bottle and submission of analysis report with data with video recordings.	job		282	
7	chemical analysis of water samples for 15 parameters pH, EC, TH, TDS, Ca, Mg, Na, K, CO <sub>3</sub> , HCO <sub>3</sub> , SO <sub>4</sub> , NO <sub>3</sub> , Cl, F & Fe in NABL accredited labs and submission of reports	job		282	
8	chemical analysis of water samples for Heavy metals _Co, Pb, Ni, Zn, Mn, Cu in NABL accredited labs and submission of reports	job		282	
9	Construction of cement concrete platform of dimension 0.70 X 0.70 X 0.60 m (0.30 m above ground level) using concrete mix of 1:2:4 around the housing pipe welded with minimum 6 Nos of anchoring plate as per drawing	job		282	
10	Supply and fitting of well cap as per drawing with Allen Keys. MS Plate size 5 mm embossed & welded with permanent marking of "CGWB pz" should be carved with welding on outer surface of casing pipe 0.5mtrs	job		282	

11	Supply and installation of protection box along with Brass lock (7 lever hardened) and three keys for each lock	job		282	
12	Supply and installation of Display board as per drawing	job		282	
13	Preparation and submission of basic data report for each site in triplicate along with data sheets, analysis sheet, chemical analysis report from NABL lab, site location map and approachability with land marks etc. photographs and videos of all activities shall be submitted alongwith BDRs. The BDR containing all details as per Format shall be submitted	job		282	
<b>Grand Total</b>					
<b>GST @</b>					
<b>Grand Total inclusive of Taxes</b>					

**Note**

1. The hole drilling should be carried out to target depth of 60 m.

2. No payment shall be made if well is abandoned without lowering assembly upto the recommended depth citing formation problem.

3. No payment shall be made if any well is abandoned due to fault of contractor or due to machinery, bore hole fishing, etc citing formation problem except under extraordinary situations like interference/ objection by the Local Government Bodies or public agitation against drilling leading to law and order problems, etc.

\*4. Water samples shall be collected as per the standard procedures at the closure of well development (in Pz) and during PYT test as per the standard procedures. Water samples will be collected in 4 nos pre-treated HDPE containers (2 no. of 1 litre capacity container for Basic parameters, 2nos. of 250ml/500ml capacity containers for heavy metals). The samples for arsenic parameter should be acidified with ultrapure HCl (1:1 HCl) and the samples for other heavy/ trace metals should be acidified with ultrapure HNO<sub>3</sub> (1:1 HNO<sub>3</sub>).

\*5 All the collected water samples shall be submitted to CGWB and water samples should be properly sealed and labelled with the relevant details like location (including Lat and Long), well number and type, date and time of sampling, stage of pumping test/ well development, details of acidification, water temperature at the time of sample collection, etc.

\*6 The water samples collected during pumping test shall be analysed for basic parameters and heavy metals as per BOQ by the contractor through NABL Lab and one more set of these water samples shall be submitted to CGWB for validation along with original report of NABL Lab.

7.After lowering of assembly, hard drill cuttings shall be packed in the annular space between assembly and bore hole immediately . Well should be developed using compressor, followed by other means of well development. Well development will be treated as completed only when water is clear and free of suspended particles . Well will be treated as completed only after construction of well as per the recommended well assembly and after conducting the well development, pumping test and all other items mentioned in the BOQ , submission of BDRs duly validated by CGWB . Payment for the well shall be made only when the well is constructed as per the BOQ specification.

8. Summary of wellwise data i.e site location with latitude, pilot hole depth, pilot hole dia, logging depth as per graph, assembly dia and depth, gravel packing depth range, cement sealing depth, clay packind depth, water quality parameter, static water level, Safe discharge, Specific yeild, Transmissivity, etc in xls as per proforma given by CGWB should be submitted on completion of all wells

9. Litholog collected (minimum 250 g) as per BOQ should be properly packed in good quality packing cover and should be tagged with details of sample No, site name, well type, depth range of litholog, etc and should be submitted to CGWB Regional office along with drill time log .

10. Minimum No of rig unit required to be deployed for drilling to complete the work within time of 270 days - 6 Nos

## MP PZ BOQ-7

BOQ 07 for Piezometer well (Basalt 200m)			
<b>State : Madhya Pradesh</b>			
Number of Piezometer wells	123	number	
Depth of Piezometer hole	200	meter	
Average depth of well construction	200	meter	
Diameter of pipe for casing of overburden	200	mm	
Average Length of intake pipe (blank)in overburdon	19.5	meter	
Average Length of intake pipe (screen)in overburdon	6	meter	
Diameter of Blank pipe for part assembly	125	mm	
Total length of blank pipe for part assembly	72	meter	
Length of screen/slotted pipe in part assembly	18	meter	
Pumping test (PYT)	123	number	
Duration of PYT (Pumping)	100	minutes	
Collection of water samples per site	2	number	
Number of samples per well to be tested for Basic Paramers	1	number	
Number of samples per well to be tested for Heavy metals	1	number	

S. No.	Item of work	Unit	*Rate/ unit qty (Excluding GST)	Qty	Total Amt. (Excluding GST)
1	Drilling of overburden by suitable size of rock roller/ drag/ button bit to accommodate casing pipe of 200 mm (8") including sample collection , preparation and submission of litholog, and collection of water sample during drilling in 1 litre HDPE bottle	meter		3075	

3	Supply and installation of 200mm(Nominal bore) ERW casing pipe conforming to latest version of IS: 4270-2001 and with thickness 5.4mm	meter		2398.5	
4	supply and installation of LCG V-wire screen conforming to latest version of IS: 8110 - 2000 OF 200mm (8") Nominal Size, thickness 5.4mm with slot opening size 1.0 mm	meter		738	
5	Drilling by DTH method using appropriate sizes of button bits so as to reach targetted depth with diameter of hole not less than 112 mm at hole bottom including measurement of discharge through V-notch at various stages (depth) of drilling, collection of water sample for each aquifer formation/fracture zone encountered adopting standard procedure ,formation sample collection at every 3 meter intervals , preparation and submission of litholog, discharge measurement etc.	meter		21525	
4	Reaming using rock roller/ drag/ button bit for wells using appropriate bit size in wells encountering collapsable formation at intermittant depth to accommodate part assembly of 125 mm(5" diameter) in a well. The part assembly 125mm dia pipe should be lowered using reverse socket through drill string.	meter		21525	
3	Supply and installation of 125mm(Nominal bore) ERW casing pipe conforming to latest version of IS: 4270-2001 and with thickness 5.4mm	meter		8856	
4	supply and installation of LCG V-wire screen conforming to latest version of IS: 8110 - 2000 OF 125 mm (5") Nominal Size, thickness 5.4mm with slot opening size 1.0 mm	meter		2214	
5	Development by Air Compressor of adequate capacity for minimum 1 hours, over pumping and by other means till discharge water is clear and free of sand including collection of two water samples from OW adopting standard procedure in 1 litre HDPE bottle, along with video recordings of compressor hour meter, discharge etc.	job		123	

6	Preliminary yield test using submersible pump of adequate capacity creating minimum draw down of 20m , including collection of 2 Nos. Water samples adopting standard procedure for basic parameter and heavy metals in 1 litre good quality HDPE bottle and submission of analysis report with data with video recordings.	job		123	
7	chemical analysis of water samples for 15 parameters pH, EC, TH, TDS, Ca, Mg, Na, K, CO <sub>3</sub> , HCO <sub>3</sub> , SO <sub>4</sub> , NO <sub>3</sub> , Cl, F & Fe in NABL accredited labs and submission of reports	job		123	
8	chemical analysis of water samples for Heavy metals _Co, Pb, Ni, Zn,Mn,Cu in NABL accredited labs and submission of reports	job		123	
9	Construction of cement concrete platform of dimension 0.70 X 0.70 X 0.60 m (0.30 m above ground level) using concrete mix of 1:2:4 around the housing pipe welded with minimum 6 Nos of anchoring plate as per drawing	job		123	
10	Supply and fitting of well cap as per drawing with Allen Keys. MS Plate size 5 mm embossed & welded with permanent marking of " CGWB pz" should carved with welding on outer surface of casing pipe 0.5mtrs	job		123	
11	Supply and installation of protection box along with Brass lock (7 lever hardened) and three keys for each lock as per drawing	job		123	
12	Supply and installation of Display board as per drawing	job		123	

13	Preparation and submission of basic data report for each site in triplicate along with data sheets, analysis sheet, chemical analysis report from NABL lab, site location map and approachability with land marks etc. photographs and videos of all activities shall be submitted alongwith BDRs. The BDR containing all details as per Format shall be submitted	job		123	
	<b>Grand Total</b>				
	<b>GST @</b>				
	<b>Grand Total inclusive of Taxes</b>				

**Note**

1. The hole drilling should be carried out to target depth of 200 m.
2. No payment shall be made if well is abandoned without lowering assembly upto the recommended depth citing formation problem.
3. No payment shall be made if any well is abandoned due to fault of contractor or due to machinery, bore hole fishing, etc citing formation problem except under extraordinary situations like interference/objection by the Local Government Bodies or public agitation against drilling leading to law and order problems, etc.
- \*4. Water samples shall be collected as per the standard procedures at the closure of well development (in Pz) and during PYT test as per the standard procedures. Water samples will be collected in 4 nos pre-treated HDPE containers (2 no. of 1 litre capacity container for Basic parameters, 2nos. of 250ml/500ml capacity containers for heavy metals). The samples for arsenic parameter should be acidified with ultrapure HCl (1:1 HCl) and the samples for other heavy/ trace metals should be acidified with ultrapure HNO3 (1:1 HNO3).
- \*5 All the collected water samples shall be submitted to CGWB and water samples should be properly sealed and labelled with the relevant details like location (including Lat and Long), well number and type, date and time of sampling, stage of pumping test/ well development, details of acidification, water temperature at the time of sample collection, etc.
- \*6 The water samples collected during pumping test shall be analysed for basic parameters and heavy metals as per BOQ by the contractor through NABL Lab and one more set of these water samples shall be submitted to CGWB for validation along with original report of NABL Lab.

7. After lowering of assembly, hard drill cuttings packing should be carried out immediately and using compressor, well should be developed, followed by other means of well development. Well development will be treated as completed only when water is clear and free of suspended particles. Well will be treated as completed only after construction of well as per the recommended well assembly and after conducting the well development, pumping test and all other items mentioned in the BOQ, submission of BDRs duly validated by CGWB. Payment for the well shall be made only when the well is constructed as per the BOQ specification.

8. Summary of wellwise data i.e site location with latitude, pilot hole depth, pilot hole dia, logging depth as per graph, assembly dia and depth, gravel packing depth range, cement sealing depth, clay pack depth, water quality parameter, static water level, Safe discharge, Specific yield, Transmissivity, etc in xls as per proforma given by CGWB should be submitted on completion of all wells

9. Litholog collected (minimum 250 g) as per BOQ should be properly packed in good quality packing cover and should be tagged with details of sample No, site name, well type, depth range of litholog, etc and should be submitted to CGWB Regional office along with drill time log.

10. Minimum No of rig unit required to be deployed for drilling to complete the work within time of 270 days - 6 Nos

## MP PZ BOQ-8

BOQ-08 for Piezometer well (Granite_Vindhyan 200m)					
<b>State : Madhya Pradesh</b>					
Number of Piezometer wells	23	number			
Depth of Piezometer hole	200	meter			
Average depth of well construction	200	meter			
Diameter of assembly pipe	125	mm			
Average Length of intake pipe (blank)	17.5	meter			
Average Length of intake pipe (screen)	3	meter			
Type of screen	LCG				
Slot opening	1	mm			
Average Development of well by air compressor	1	hours			
Pumping test (PYT)	23				
Duration of PYT (Pumping)	100	minutes			
Collection of water samples per site	2	number			
Number of samples per well to be tested for Basic Parameters	1	number			
Number of samples per well to be tested for Heavy metals	1	number			
<b>S. No.</b>	<b>Item of work</b>	<b>Unit</b>	<b>*Rate/ unit qty (Excluding GST)</b>	<b>Qty</b>	<b>Total Amt. (Excluding GST)</b>



1	Drilling of Hole for Piezometer by suitable type of bit in soft rock formation to accommodate well assembly of recommended size i.e 125mm NB dia and hard drill cutting envelop of minimum 100 mm thickness,including sample collection for every 3m interval and preparation of litholog	meter		460	
3	Supply and installation of 125mm(5") ERW casing pipe conforming to latest version of IS: 4270-2001 and with thickness 5.4mm	meter		402.5	
4	supply and installation of LCG V-wire screen conforming to latest version of IS: 8110 - 2000 OF 150 mm (6") Nominal Size, thickness 5.4mm with slot opening size 1.0 mm	meter		69	
2	Drilling by DTH method using appropriate size of button bit so as to reach targeted depth with diameter of hole not less than 112mm diameter at hole bottom including sample collection and preparation of litholog.	meter		4140	
6	Preliminary yield test using submersible pump of adequate capacity creating minimum draw down of 20m , including collection of 2 Nos. Water samples adopting standard procedure for basic parameter and heavy metals in 1 litre good quality HDPE bottle and submission of analysis report with data with video recordings.	job		23	
7	chemical analysis of water samples for 15 parameters pH, EC, TH, TDS, Ca, Mg, Na, K, CO <sub>3</sub> , HCO <sub>3</sub> , SO <sub>4</sub> , NO <sub>3</sub> , Cl, F & Fe in NABL accredited labs and submission of reports	job		23	
8	chemical analysis of water samples for Heavy metals _Co, Pb, Ni, Zn,Mn,Cu in NABL accredited labs and submission of reports	job		23	
9	Construction of cement concrete platform of dimension 0.70 X 0.70 X 0.60 m (0.30 m above ground level) using concrete mix of 1:2:4 around the housing pipe welded with minimum 6 Nos of anchoring plate as per drawing	job		23	
10	Supply and fitting of well cap as per drawing with Allen Keys. MS Plate size 5 mm embossed & welded with permanent marking of " CGWB pz" should carved with welding on outer surface of casing pipe 0.5mtrs	job		23	
11	Supply and installation of protection box along with Brass lock (7 lever hardened) and three keys for each lock as per drawing	job		23	

12	Supply and installation of Display board as per drawing	job		23	
13	Preparation and submission of basic data report for each site in triplicate along with data sheets, analysis sheet, chemical analysis report from NABL lab, site location map and approachability with land marks etc. photographs and videos of all activities shall be submitted alongwith BDRs. The BDR containing all details as per Format shall be submitted	job		23	
	<b>Grand Total</b>				
	<b>GST @</b>				
	<b>Grand Total inclusive of Taxes</b>				

**Note**

1. The hole drilling should be carried out to target depth of 200 m.
2. No payment shall be made if well is abandoned without lowering assembly upto the recommended depth citing formation problem.
3. No payment shall be made if any well is abandoned due to fault of contractor or due to machinery, bore hole fishing, etc citing formation problem except under extraordinary situations like interference/ objection by the Local Government Bodies or public agitation against drilling leading to law and order problems, etc.
- \*4. Water samples shall be collected as per the standard procedures at the closure of well development (in Pz) and during PYT test as per the standard procedures. Water samples will be collected in 4 nos pre-treated HDPE containers (2 no. of 1 litre capacity container for Basic parameters, 2nos. of 250ml/500ml capacity containers for heavy metals). The samples for arsenic parameter should be acidified with ultrapure HCl (1:1 HCl) and the samples for other heavy/ trace metals should be acidified with ultrapure HNO3 (1:1 HNO3).
- \*5 All the collected water samples shall be submitted to CGWB and water samples should be properly sealed and labelled with the relevant details like location (including Lat and Long), well number and type, date and time of sampling, stage of pumping test/ well development, details of acidification, water temperature at the time of sample collection, etc.
- \*6 The water samples collected during pumping test shall be analysed for basic parameters and heavy metals as per BOQ by the contractor through NABL Lab and one more set of these water samples shall be submitted to CGWB for validation along with original report of NABL Lab.
7. After lowering of assembly, hard drill cuttings packing should be carried out immediately and using compressor, well should be developed, followed by other means of well development. Well development will be treated as completed only when water is clear and free of suspended particles. Well will be treated as completed only after construction of well as per the recommended well assembly and after conducting the well development, pumping test and all other items mentioned in the BOQ, submission of BDRs duly validated by CGWB. Payment for the well shall be made only when the well is constructed as per the BOQ specification.
8. Summary of wellwise data i.e site location with latitude, pilot hole depth, pilot hole dia, logging depth as per graph, assembly dia and depth, gravel packing depth range, cement sealing depth, clay pack depth, water quality parameter, static water level, Safe discharge, Specific yield, Transmissivity, etc in xls as per proforma given by CGWB should be submitted on completion of all

wells

9. Litholog collected (minimum 250 g) as per BOQ should be properly packed in good quality packing cover and should be tagged with details of sample No, site name, well type, depth range of litholog, etc and should be submitted to CGWB Regional office along with drill time log .

10. Minimum No of rig unit required to be deployed for drilling to complete the work within time of 270 days - 6 Nos

## EXPLANATORY NOTE FOR BOQ's (Soft Rock)

**PRICE:** This is a works contract involving construction of wells as mentioned in the tender. The price is to be paid for supply and execution of work of various items or for materials

Explanatory notes in respect of each item of BOQ are given below. The BOQ shall be read in conjunction with explanatory notes of the concerned item along with Tender documents. The price shall be quoted accordingly.

### 1. **Drilling of Pilot Hole** in BOQ includes

- i. Site preparation and erection of tent with furniture to facilitate CGWB representative to discharge his duties at each site.
- ii. Drilling with 216mm(8 ½") RR/DRAG Bit to the targeted depth of 300m plus 5m, using bentonite mud.
- iii. Formation Sample collection (minimum 500g) during drilling for every 3m interval depth and also at the instance of change of formation during drilling (depth of change in formation to be recorded) and properly washed, dried and packed in polythene bags and labeled with date/ depth/ location
- iv. Maintain a drill time log for every 3 m and at depth where there is a change in formation(i.e. within 3m interval of litho log sample collection)
- v. Preparation and submission of litholog along with drill time log.
- vi. Any other activities pertaining to above drilling activity & recording of important information during drilling

### 2. **Reaming of Hole in BOQ** : includes

- i. Drilling with suitable minimum 381 mm (15")size RR/DRAG Bit to accommodate 150 mm (NB)casing pipes to the targeted depth(assembly depth plus 5m),as decided by CGWB site representative. Payment shall be restricted to actual depth of drilling or assembly depth plus 5m whichever is less.
- ii. CGWB site representative will decide the depth of assembly to be lowered.
- iii. If required, Formation Sample collection (minimum 500g) during drilling for every 3m interval depth and also at the instance of change of formation during drilling (depth of change in formation to be recorded) and properly washed, dried and packed in polythene bags and labeled with date/ depth/ location.
- iv. Maintain a drill time log for every 3 m and at depth where there is a change in formation (i.e. within 3m interval of litho log sample collection).
- v. Preparation and submission of litholog along with drill time log.
- vi. Any other activities pertaining to above drilling activity & recording of important information during drilling

### 3. **Logging in BOQ**: includes

- (i) electrical logging using 406mm and 1626mm (16" & 64") resistivity probe, SP and natural gamma logging up to the targeted depth (up to bottom depth of pilot hole) .
- (ii) In case the logging could not be completed to desired depth in 8 ½" pilot hole after repeated attempts, logging in larger dia hole may be allowed by site hydrogeologist and no additional payment will be made for enlargement of hole for logging purpose and for additional attempts of logging.
- (iii) Preparation of composite log and submission of report along with data and analysis as Proformagiven in section VIII
- (iv) Report should also include zonewise water Quality. The logging should decipher all the zones having at least one meter thickness.
- (v) Graph sheet, analysis etc. should be provided
- (vi) Any other related activities.

### 4. **Enlargement of Hole in BOQ**: includes

- i. Enlargement of hole with suitable minimum 508mm (20") size RR Bit to accommodate 250 mm (NB) (10") well assembly pipes to the targeted depth(assembly depth plus 5m),as decided by CGWB site representative in EW
- ii. CGWB site representative will decide the depth of assembly to be lowered.
- iii. Any other related activities

**5. Supply and Installation of ERW Casing Pipes in BOQ:** Includes

- i. Supply of 250mm (NB) (10")dia with thickness of 7.1mm(for EW) and 150mm(NB) (6")dia(for OW) with thickness of 5.4mm ERW casing pipe confirming to latest version of IS: 4270-2001 with pipe ends edges beveled, and the same should be inspected by Executive Engineer or the CGWB representative and accepted by him.
- ii. Lowering and Installation of the casing pipe including welding of pipes in the well
- iii. CGWB site representative will decide the assembly size and the depth to be lowered.
- iv. Any other related activities requiredfor supply and installation of casing pipe.

**6. Supply and Installation of LCG V-wire Screen in BOQ:** includes

- i. Supply and installation of 250mm (NB) (10")with thickness of 10 mm (for EW)and 150mm(NB) (6")(for OW)with thickness of 7.0 mm, LCG V-Wire screen with slot opening 1.0mm confirming to latest Version of IS:8110-200.
- ii. The material should be inspected by and approved by Executive Engineer or CGWB representative before lowering.
- iii. The length of slot and position of slot in the well assembly will be decided by CGWB representative.
- iv. Any other related activities requiredfor supply and installation of LCG pipe.

**7. Supply and Shrouding by Pea Gravel in BOQ includes**

- i. Supply and shrouding with pea gravel confirming to latest version of IS: 4097-1967 The Particle size range 2.0 mm to 3.35 mm for 1.0 mm slot opening.
- ii. The gravel before shrouding should be inspected and approved by the Executive Engineer or CGWB representative.
- iii. The depth up to which gravel shrouding is to be carried out will be decided by CGWB representative. The gravel shrouding shall be carried out after thinning the mud fluid using reverse fluid flow (back washing method).
- iv. Sufficient care should be taken so that gravel packing is proper and there is no bridging during gravel packing. If necessary, in case of bridging of gravel, air compressor of appropriate capacity should be used for proper gravel shrouding as per instruction of employer's site representative for which no additional cost will be paid. As a cross check, the theoretical annular volume of gravel packing and volume of actual gravel consumed shall be compared.
- v. Any other related activities

**8. Cement Sealing in BOQ includes**

- i. Before cement sealing, sounding should be carried out to ascertain correct depth of gravel shrouding.
- ii. Before cement sealing 1 m thick clay shall be provided above gravel.
- iii. Supply and cement sealing using 53 grade cement of 5m thickness.
- iv. Adequate rest(minimum 10 hrs) shall be provided after cement sealing.
- v. Any other related activities.

**9. Supplying and filling up of borehole/ Annular space with clay in BOQ:** includes

- i. Supply and filling up of bore hole/annular space between casing pipe and bore hole wall with clay balls as per the instruction of CGWB representative.

ii. Any other related activities

**10. Development by Air Compressor in BOQ:** includes

- (i) Development of well by air compressor of adequate capacity, over pumping with VT/Submersible pump and/ or any other means till the water is clear and free from sand.
- (ii) Each slotted zones should be developed till discharge water becomes clear as decided by the CGWB representative.
- (iii) The two water samples (one for basic parameters analysis & one for heavy metals) shall be collected from OW following standard procedure in Polypropylene bottle( 1 litre capacity) as per instruction CGWB representative.
- (iv) The water discharge from well during well development should be measured using V notch and recorded in the site register.

**11. Chemical Analysis in BOQ:** includes

- i. Supply of Polypropylene bottle( 1 litre capacity) by the contractor
- ii. Collection of water samples in 1 litre Polypropylene bottles for analysis of basic parameters following standard procedure as per direction of CGWB site representative.
- iii. Transportation and chemical analysis of water sample in NABL accredited Lab
- iv. Each water sample shall be analysed for 15 parameters pH, EC, Total Hardness, Ca, Mg, Na,K,CO<sub>3</sub>, HCO<sub>3</sub>, SO<sub>4</sub>, NO<sub>3</sub>,Cl, F, PO<sub>4</sub> & Si
- v. Collection of water samples has to be carried out in all wells except dry wells
- vi. Submission of chemical analysis report (soft and hard copies) duly validated by employer
- vii. Any other activities pertaining to collection of water samples and water sample analysis

**12. Chemical Analysis in BOQ:** includes

- i. Supply of Polypropylene bottle( 1 litre capacity) by the contractor
- ii. Collection of water samples in 1 litre Polypropylene bottles for analysis of heavy metals following standard procedure as per direction of CGWB site representative.
- iii. Transportation and chemical analysis of water sample in NABL accredited Lab
- iv. Each water sample shall be analysed for for heavy metals Fe, Cu, Pb, Cd, Zn, Cr, Co and Ni
- v. Submission of chemical analysis report (soft and hard copies) duly validated by employer
- vi. Any other activities pertaining to collection of water samples and water sample analysis

**13. Supply and Fitting of Well Cap in BOQ:** includes :

- i. Supply and fitting of well cap in all wells as per specifications given in tender.
- ii. CGWB marking on pipes using welding.
- iii. Any other related activities

**14. Construction of Cement concrete platform in BOQ:** includes

- i. Construction of cement concrete platform measuring 0.70 X 0.70 X 0.60 m (0.30 m above ground level) using concrete mix of 1:2:4 around the housing pipe welded with anchoring plate 6 Nos as per drawing given in the section IX

- ii. The area surrounding the well site has to be leveled, pits to be filled and the area to be restored to the original condition i.e. as before start of drilling operation and ensure all safety precautions.
- iii. Any other activities required for well completion as mentioned in the section VII-Work requirements

**15. Supply and installation of protection box in BOQ:** includes

- i. Supply and installation of protection box as per specification given in tender document
- ii. Supply of Brass lock (7 lever) with all common keys (One Key for multiple locks) preferably Make: Godrej/Harrison/Link with three individual keys for each well
- iii. The above work is to be carried out in all wells
- iv. Any other related activities

**16. Supply and Installation of Display board in BOQ:** includes

- i. Supply of Display Board as per Drawing: Display Board should be coated (minimum two coating) with antirust paint
- ii. Installation of Display Board using concrete as per drawing. Each site will have one display board.
- iii. Incorporation of details of well in the Display Board. In case of OW, details pertaining OW should be also incorporated in addition to Piezometer details as per the proforma given by the Employer's site representative. Any other information as desired by employer should also be incorporated in the Display Board.
- iv. Any other activities related to supply and installation of Display Board.

**17. Preparation and Submission of BDR in BOQ:** includes

- i. Basic Data Report (BDR) along with data, graph sheet, analysis etc. as per proforma given in section VIII should be prepared for each site separately and submitted both in soft and hard copies. In site having both EW & OW the details (Litholog, static water level, drill time log etc. ) pertaining to both EW & OW should be incorporated in the BDR.
- ii. In case of site having more than one well, one BDR only be prepared but all the wells detail should be incorporated in that BDR.
  - iii. BDR Data and analysis should be duly validated and accepted by the Regional Director
- iv. Any other activities

**Note:**

- 3. No payment will be made for the shifting of the rig unit and goods required for the construction of the wells as it is deemed to be included in the items cost of BOQ.
- 4. Wherever logging is conducted, the pilot hole depth in EW will be restricted to logging depth in case of variation between pilot hole depth and logging depth.

**EXPLANATORY NOTE FOR BOQ's (Hard Rock)**

**PRICE:** This is a works contract involving construction of wells and carrying out pumping test as mentioned in the tender. The price is to be paid for supply and execution of work of various items or for materials

Explanatory notes in respect of each item of BOQ are given below. The BOQ shall be read in conjunction with explanatory notes of the concerned item along with Tender documents. The price shall be quoted accordingly.

**1. Drilling of Overburden in BOQ:** includes

- i. Drilling with suitable size RR/DRAG/BUTTON Bit to accommodate suitable casing pipes as per BOQ to a depth till hard rock formation is encountered as decided by CGWB site representative
- ii. Formation Sample collection (minimum 250g) during drilling for every 3m interval depth
- iii. Recording of water discharge using V-notch on encountering formation with significant discharge. Depth at which formation with discharge encountered should be recorded,
- iv. Preparation and submission of litholog
- v. Providing tent along with table chairs etc. for employer site representative for discharging his duties smoothly
- vi. Any other activities pertaining to above drilling activity

**2. Supply and Installation of ERW casing pipe of BOQ:** includes

- i. Supply of suitable ERW casing pipe as per BOQ confirming to latest version of IS: 4270-2001 with thickness 5.4mm and the same should be inspected by the CGWB officer and accepted by him
- ii. Installation of 175mm casing pipe in the overburden
- iii. CGWB site representative will decide the length of casing pipe to be lowered
- iv. Any other activities pertaining to above activity

**3. Drilling by DTH method in BOQ:** includes

- i. Drilling by DTH method using appropriate sizes of button bit so as to reach targeted depth with diameter of hole not less than 165mm up to 100m depth and final diameter not less than 152mm up to targeted depth (200m).
- ii. Formation Sample collection (minimum 250g) during drilling for every 3m interval depth or in the event of change in formation
- iii. Recording of water discharge using 90 degree V-notch (to be supplied by contractor) on encountering formation with significant discharge. Depth at which formation with discharge encountered should also be recorded
- iv. Preparation of litholog
- v. Above drilling by DTH had to be carried out in all 200m (EW & OWs)/ PZ of Package (Hard Rock)
- vi. Any other activities pertaining to above drilling activity

**4. Collection of Water Sample in BOQ:** includes

- i. Collection of water sample in 1 litre HDPE bottle during drilling i.e. on encountering formation with significant discharge, pumping tests, following standard procedure as per direction of CGWB site representative.
- ii. Supply of HDPE bottle( 1 litre capacity) by the contractor
- iii. Transportation and chemical analysis of water sample in NABL accredited Lab
- iv. Each water sample shall be analysed for 15 parameters pH, EC, Total Hardness, TDS, Ca, Mg, Na,K,Co<sub>3</sub>, HCO<sub>3</sub>, SO<sub>4</sub>, NO<sub>3</sub>,Cl, F, Fe
- v. Collection of water samples has to be carried out in all wells except dry wells
- vi. Submission of chemical analysis report (soft and hard copies) duly validated by employer
- vii. Any other activities pertaining to collection of water samples and water sample analysis

**5. Supply and fitting of Well Cap in BOQ:** includes :

- i) Supply and fitting of well cap in all wells as per drawing,
- ii) Any other activities pertaining to supply and fitting of well cap



6. **Construction of Cement Concrete Platform in BOQ:** includes :
- i. Construction of cement concrete platform measuring 0.70 X 0.70 X 0.60 m (0.30 m above ground level) using concrete mix of 1:2:4 around the housing pipe welded with anchoring plate 6 Nos as per drawing given in the tender document.
  - ii. Restoration of ground to previous natural condition
7. **Supply and Installation of Protection box in BOQ:** includes
- i. Supply and installation of protection box as per specification given in tender document
  - ii. Supply of Brass lock (7 lever) with all common keys (One Key for multiple locks) preferably Make: Godrej/Harrison/Link with three individual keys for each well
  - iii. Any other activities pertaining to installation of protection box
8. **Preparation and submission of BDR in BOQ:** includes
- i. Basic Data Report (BDR) along with data, graph sheet, analysis etc. should be prepared for each site separately and submitted both in soft and hard copies. In site having both EW & OW/ PZ the details (Litholog, static water level, depths at which discharge encountered and respective discharge measured using V-notch) pertaining to both EW & OW/ PZ should be incorporated in the BDR.
  - ii. In case of site having more than one well, one BDR only be prepared but all the wells detail should be incorporated in that BDR.
  - iii. BDR Data and analysis should be duly validated and accepted by the Regional Director.
9. **PYT in BOQ:** includes
- i. Supply of Infrastructure required for Preliminary Yield test education pipe, airline, steel tape of appropriate length for measuring the depth of well or water level recorder etc.
  - ii. Lowering of education pipe and airline as per procedure mentioned in the tender document.
  - iii. Conducting PYT as per procedure/methodology mentioned in the tender document
  - iv. Measurement of water level at intervals as per procedure given in the pumping
  - v. Installation of 20mm pipe for water level measurement
  - vi. Recording of data and analysis of PYT Data generated as per proforma given in tender document
  - vii. Arrangement for draining of discharge during pumping test to nearest drain safely through channels of pipes without creating hindrance to public
  - viii. The PYT shall be carried out as decided by CGWB's site representative.
  - ix. Submission of Data and analysis (Soft and hard copy) report duly validated by employer
10. **Slug test in BOQ:** includes
- i. Supply of Infrastructure required for slug test including arrangement of water needed for slug test, water level recorder etc.
  - ii. Conducting Slug test as per the procedure given in the tender.
  - iii. Measurement of static water level and also measurement of water level at closely spaced interval I during the test
  - iv. The slug test shall be carried out in low yielding borewell/tubewells as decided by CGWB's site representative.
11. **Supply and installation of Display Board in BOQ:** includes
- i. Supply of Display Board as per Drawing: Display Board should be coated (minimum two coating) with antirust paint
  - ii. Installation of Display Board using concrete as per drawing. Each site will have one display board.

- iii Incorporation of details of well in the Display Board. In case of OW, details pertaining OW should be also incorporated in addition to EW details as per the proforma given by the Employer's site representative. Any other information as desired by employer should also be incorporated in the Display Board.
- iv Any other activities related to supply and installation of Display Board.

**Note:**

No payment will be made for mobilization of rig unit and goods required for construction of wells as it is deemed to be included in the item's cost of BOQ.

## **PART B**

**Package 3- DWLR BOQ**

**PRICE SCHEDULE**

(This BOQ template must not be modified/replaced by the bidder and the same should be uploaded after filling the relevant columns, else the bidder is liable to be rejected for this tender. Bidders are allowed to enter the Bidder Name and Values only )

NUMBER #	TEXT #	NUMBER #	TEXT #	NUMBER #	NUMBER #
Sl. No.	Item Description	Quantity	Units	Rate in Rs. P	TOTAL AMOUNT Without GST in Rs. P
1	<p><b>Supply, Installation, testing and Commissioning of DWLRs and telemetry, establishment of Data Acquisition system &amp; its maintenance for Real Time Ground Water Level monitoring and supply of Ground water level, ground water temperature from site and receipt of data at concerned Regional Office Data Centre (RODC) and subsequently to National Data Center of CGWB at Faidabad in a desired format from 1612 Piezometers wells in the states of Madhya Pradesh, Chhattisgarh through telemetry systems with 05 years warranty and 02 years AMC. (RODC at CGWB, NCR, Bhopal, Madhya Pradesh)</b></p>				

1.1	<p><b>Without Quality Probe:</b></p> <p>Without Quality Probe: Supply, Installation, testing, commissioning, training for Digital Water Level Recorders (DWLRs) with non-vented hydrostatic pressure type sensor and barometric pressure correction and, with temperature sensor for individual station with desired measurement range and standard sensor cable along with junction boxes and 5 meter signal cable, to be installed at depth as per list and necessary accessories with battery operated data logger and telemetry System based on GSM &amp; GPRS as per the technical specifications (As the tender document) to be installed at designated locations as per list in tender document.</p> <p>This includes 05 years comprehensive warranty and O&amp;M which also includes replacement of batteries as &amp; when required, replacement of spares/parts/equipments/consumables, periodic inspections, repairing/service charges, the cost of Communication using GSM &amp; GPRS SIM and other related charges. Minimum One Service Engineer shall be placed at concerned RODC for Operation of DWLR system with Telemetry. This is a Continuous activity for five years after successful commissioning and final acceptance certificate of DWLR.</p> <p>This also include Training of the purchaser's personnel by the supplier on assembly, startup, operation, maintenance and/or repair of DWLR with telemetry and relevant software and supplied goods. Two types of trainings are to be organised. (i) Onsite training to be organised in each State where DWLRs are to be installed. One onsite trainings for each State (ii) Training at concerned Regional Office Data Center( RODC) of CGWB. Two trainings at concerned RODC. Course topics will include sensor calibration, data logger configuration, data downloading, data retrieval, collection, Trouble shooting, processing maintenance requirements and procedure for equipment configuration, installation, site testing and commissioning including training kit containing course material in soft and hard copies as per technical specification.</p> <p><b>Note: For Validation of data, Physical measurement shall be cross checked with the data generated from DWLR.</b></p>	1612	Nos		
-----	---	------	-----	--	--

1.2	<b>With Quality Probe:</b> Digital Water Level Recorders (DWLRs) with non-vented hydrostatic pressure type sensor and barometric pressure correction and, with temperature sensor and with electrical conductivity for individual station with desired measurement range and standard sensor cable along with junction boxes and 5 meter signal cable, 25mm dia PVC pipe (BIS standard) for housing the cable, to be installed at depth as per list and necessary accessories with battery operated data logger and telemetry System based on GSM & GPRS as per the technical specifications (As per the tender document) to be installed at designated locations as per list in tender document. per list in tender document.	-	Nos		
2	Server of reputed brand with accessories, work station and 3 KVA online UPS as per tender document. ( One set up to be created at the concerned RODC and one at NDC Faridabad)	2.0	Nos		
3	IT hardware which includes required static, IP, router, switch, firewall system & A3 size color printer.	2.0	Nos		
4	42" LED Display system as per technical specifications.	2.0	Nos		
5	High Speed Internet Connection (minimum 8 mbps upload and 8 mbps download) for five years.	2.0	Nos		
6	GSM & GPRS data receiving system with all ancillary equipment as per technical specifications.	2.0	Nos		
7	Installation, Testing and Commissioning of Server along with monitor, Computer node (Workstation) and 3 KVA online UPS as per technical specifications .	2.0	Nos		
8	Installation, testing & commissioning of IT hardware which includes required static IP, router, switch, firewall system &	2.0	Nos		

	A3 Size Color Printer.				
9	Installation, testing & commissioning of 42" LED Display system as per technical specifications.	2.0	Nos		
10	Installation, testing & commissioning & charges of High Speed Internet Connection (minimum 8 mpbs upload and 8 mpbs download) for 5 years.	2.0	Nos		
11	Installation, testing & commissioning GSM & GPRS data receiving system with all ancillary equipment as per technical specifications.	2.0	Nos		
12	Comprehensive AMC for DWLR with telemetry System along with all accessories, installed at designated locations and Data Centerequipments as specified in schedule of requirement after 5 years warranty period. This includes the replacement of batteries as and when required, replacement of spares/parts/equipments/consumables, periodic inspections, repairing/service charges, the cost of communication using GSM & GPRS, SIM and High Speed Internet charges and other related charges. Note: Continuous activity for Two year after five years comprehensiveO&M and warranty period.	24	Months		
<b>Total in Figures</b>					

**SECTION-VII**  
TENTATIVE LIST OF LOCATIONS

## SECTION-VII

## TENTATIVE LIST OF LOCATIONS

Tentative  
list for  
Construction of Piezometer Wells and Installation of DWLR and Telemetry through Out-sourcing in Chhattisgarh state under CGWB,  
NCCR Region, Raipur.

## CG PZ BOQ 1

Sr_no	State	District	Assessment_unit	Village/ Location	Longitude	Latitude	Priority area	Proposed depth (m)	Tentative Depth for installation of DWLR
1	Chhattisgarh	BALOD	Balod	Jugera	81.1776	20.743	semi critical	80	60
2	Chhattisgarh	BALOD	Balod	Parekibhat	81.2461	20.7462	semi critical	80	60
3	Chhattisgarh	BALOD	Balod	Deur Tarai	81.1887	20.6793	semi critical	80	60
4	Chhattisgarh	BALOD	Balod	Jamruwa	81.2526	20.6814	semi critical	80	60
5	Chhattisgarh	BALOD	Balod	Limora	81.3075	20.7459	semi critical	150	50
6	Chhattisgarh	BALOD	Gunderdehi	Bagheli	81.1755	21.0043	semi critical	80	45
7	Chhattisgarh	BALOD	Gunderdehi	Sikola	81.2431	21.0007	semi critical	80	45
8	Chhattisgarh	BALOD	Gunderdehi	Deori (Kachandur)	81.2986	21.0004	semi critical	80	45
9	Chhattisgarh	BALOD	Gunderdehi	Khapri (Nahar)	81.3747	21.0035	semi critical	80	45
10	Chhattisgarh	BALOD	Gunderdehi	Arjuni Tikri	81.2386	20.9426	semi critical	80	45
11	Chhattisgarh	BALOD	Gunderdehi	Dewsara	81.1687	21.0543	semi critical	150	45
12	Chhattisgarh	BALOD	Gunderdehi	Budena	81.1258	20.9939	semi critical	150	45
13	Chhattisgarh	BALOD	Gunderdehi	Rehgankathera	81.3125	20.9424	semi critical	150	45
14	Chhattisgarh	BALOD	Gunderdehi	Dongitarai	81.3681	20.9313	semi critical	80	45
15	Chhattisgarh	BALOD	Gunderdehi	Dhangaon	81.2491	20.8691	semi critical	80	45
16	Chhattisgarh	BALOD	Gunderdehi	Sarekhe	81.3173	20.8642	semi critical	80	45
17	Chhattisgarh	BALOD	Gunderdehi	Barbaspur	81.3571	20.8738	semi critical	80	45
18	Chhattisgarh	BALOD	Gunderdehi	Mahud	81.3155	20.8248	semi critical	150	45
19	Chhattisgarh	BALOD	Gunderdehi	Belaudi	81.3689	20.8097	semi critical	150	45
20	Chhattisgarh	BALOD	Gurur	Padkibhat	81.4435	20.8122	critical	150	60
21	Chhattisgarh	BALOD	Gurur	Narbada	81.4489	20.7354	critical	150	45
22	Chhattisgarh	BALOD	Gurur	Bhanpuri	81.38	20.7423	critical	150	45
23	Chhattisgarh	BALOD	Gurur	Kaneri	81.4536	20.6739	critical	150	45
24	Chhattisgarh	BALOD	Gurur	Jagtar F3	81.4426	20.6171	critical	150	45
25	Chhattisgarh	BALOD	Gurur	Onakona alias Odemad	81.3702	20.6087	critical	80	45



26	Chhattisgarh	BALOD	Gurur	Naghar	81.3156	20.6123	critical	80	45
27	Chhattisgarh	BALODA BAZAR	Simga	Darchura	81.776	21.7156	semi critical	80	60
28	Chhattisgarh	BALODA BAZAR	Simga	Koliha	81.8525	21.7138	semi critical	80	50
29	Chhattisgarh	BALODA BAZAR	Simga	Musuwadih	81.7769	21.6541	semi critical	80	50
30	Chhattisgarh	BALODA BAZAR	Simga	Sitapar	81.852	21.6517	semi critical	150	45
31	Chhattisgarh	BALODA BAZAR	Simga	Jangda (Jangla)	81.9192	21.6465	semi critical	80	45
32	Chhattisgarh	BALODA BAZAR	Simga	Farhada	81.982	21.6487	semi critical	80	45
33	Chhattisgarh	BALODA BAZAR	Simga	Jhipan	81.9858	21.5892	semi critical	150	45
34	Chhattisgarh	BEMETARA	Bemetara	Bhansuli	81.6456	21.7725	critical	80	70
35	Chhattisgarh	BEMETARA	Bemetara	Banshapur	81.5079	21.84	critical	150	80
36	Chhattisgarh	BEMETARA	Berla	Singhuri	81.4348	21.6365	critical	80	70
37	Chhattisgarh	BEMETARA	Berla	Mohbhatha	81.382	21.6282	critical	80	70
38	Chhattisgarh	BEMETARA	Berla	Nardhi	81.3808	21.5801	critical	80	70
39	Chhattisgarh	BEMETARA	Berla	Rewe	81.438	21.5791	critical	150	80
40	Chhattisgarh	BEMETARA	Berla	Lawatara	81.5079	21.5848	critical	150	80
41	Chhattisgarh	BEMETARA	Berla	Sarda	81.5751	21.5811	critical	80	70
42	Chhattisgarh	BEMETARA	Berla	Pandri	81.6451	21.5828	critical	80	70
43	Chhattisgarh	BEMETARA	Berla	Sorla	81.5154	21.5274	critical	80	70
44	Chhattisgarh	BEMETARA	Berla	Anandgaon	81.5711	21.5197	critical	150	80
45	Chhattisgarh	BEMETARA	Berla	Sonkra	81.5087	21.4539	critical	80	70
46	Chhattisgarh	BEMETARA	Berla	Khudmuda	81.5843	21.4609	critical	80	70
47	Chhattisgarh	BEMETARA	Berla	Khangar Pat	81.5205	21.3831	critical	150	80
48	Chhattisgarh	BEMETARA	Berla	Sondh	81.4497	21.5324	critical	150	80
49	Chhattisgarh	BEMETARA	Nawagarh	Ranbod	81.5816	21.9633	semi critical	80	70
50	Chhattisgarh	BEMETARA	Nawagarh	Nawalpur	81.6361	21.9595	semi critical	80	70
51	Chhattisgarh	BEMETARA	Nawagarh	Murta	81.6378	21.9021	semi critical	80	70
52	Chhattisgarh	BEMETARA	Nawagarh	Beltukri	81.7165	21.9024	semi critical	80	70
53	Chhattisgarh	BEMETARA	Nawagarh	Bhalupan	81.651	21.846	semi critical	80	70
54	Chhattisgarh	BEMETARA	Nawagarh	Rohra	81.7783	21.8398	semi critical	150	80
55	Chhattisgarh	BEMETARA	Nawagarh	Enamshahi	81.8413	21.832	semi critical	150	80
56	Chhattisgarh	BEMETARA	Nawagarh	Chicholi	81.8472	21.7866	semi critical	150	80
57	Chhattisgarh	BEMETARA	Saja	Bhatgaon	81.2309	21.5778	semi critical	80	70
58	Chhattisgarh	BEMETARA	Saja	Bagledi	81.3686	21.7056	semi critical	80	70
59	Chhattisgarh	BEMETARA	Saja	Khati	81.4353	21.7715	semi critical	80	70

60	Chhattisga rh	BEMETARA	Saja	Darri	81.3667	21.7738	semi critical	150	80
61	Chhattisga rh	BEMETARA	Saja	Karamtara	81.2399	21.7062	semi critical	80	70
62	Chhattisga rh	BEMETARA	Saja	Chechanmeta	81.1681	21.5734	semi critical	150	80
63	Chhattisga rh	BILASPUR	Belha	Tekar	82.2531	22.2309	semi critical	80	70
64	Chhattisga rh	BILASPUR	Belha	Chumkawa	82.1297	22.212	semi critical	80	70
65	Chhattisga rh	BILASPUR	Belha	Ramtala	82.1356	22.1533	semi critical	80	70
66	Chhattisga rh	BILASPUR	Belha	Baima	82.1829	22.1547	semi critical	150	80
67	Chhattisga rh	BILASPUR	Belha	Bahtarai	82.1915	22.1026	semi critical	150	80
68	Chhattisga rh	BILASPUR	Belha	Mangala	82.1371	22.0998	semi critical	80	70
69	Chhattisga rh	BILASPUR	Belha	Mahmand	82.1988	22.0331	semi critical	80	70
70	Chhattisga rh	BILASPUR	Belha	Senwar	82.123	21.9609	semi critical	150	80
71	Chhattisga rh	BILASPUR	Belha	BELHA	82.0686	21.9581	semi critical	150	80
72	Chhattisga rh	BILASPUR	Belha	Ameri Akbari	82.0586	21.9127	semi critical	80	70
73	Chhattisga rh	BILASPUR	Belha	Hathani	82.1245	21.9008	semi critical	80	70
74	Chhattisga rh	BILASPUR	Belha	Khamhardih	82.1732	21.9035	semi critical	80	70
75	Chhattisga rh	BILASPUR	Belha	Limtari	82.1846	21.9636	semi critical	150	80
76	Chhattisga rh	DHAMTARI	Dhamtari	Ranwa	81.5253	20.7992	critical	80	45
77	Chhattisga rh	DHAMTARI	Dhamtari	Kurmatarai	81.5807	20.8008	critical	80	45
78	Chhattisga rh	DHAMTARI	Dhamtari	Bodra (Puri)	81.6404	20.8011	critical	80	45
79	Chhattisga rh	DHAMTARI	Dhamtari	Loharsi (Loharsing)	81.5171	20.7364	critical	80	45
80	Chhattisga rh	DHAMTARI	Dhamtari	Sambalpur	81.5824	20.7461	critical	80	45
81	Chhattisga rh	DHAMTARI	Dhamtari	Gagra	81.6648	20.7411	critical	150	45
82	Chhattisga rh	DHAMTARI	Dhamtari	Kharenga	81.6395	20.6835	critical	150	45
83	Chhattisga rh	DHAMTARI	Dhamtari	Kodagahan	81.5182	20.544	critical	80	45
84	Chhattisga rh	DHAMTARI	Dhamtari	Jangalpara	81.5863	20.5457	critical	80	45
85	Chhattisga rh	DHAMTARI	Dhamtari	Khiritola	81.5221	20.6135	critical	150	45
86	Chhattisga rh	DHAMTARI	Dhamtari	Koliyari	81.5827	20.6873	critical	150	45
87	Chhattisga rh	DHAMTARI	Kurud	Madeli	81.648	20.9842	semi critical	80	45
88	Chhattisga rh	DHAMTARI	Kurud	Purena	81.6525	20.9321	semi critical	80	45
89	Chhattisga rh	DHAMTARI	Kurud	Supela	81.5928	20.9225	semi critical	80	45
90	Chhattisga rh	DHAMTARI	Kurud	Kosmarra	81.5874	20.877	semi critical	80	45
91	Chhattisga rh	DHAMTARI	Kurud	Jungdehi	81.5262	20.8781	semi critical	80	45
92	Chhattisga rh	DHAMTARI	Kurud	Gatapar	81.7094	20.939	semi critical	80	45
93	Chhattisga rh	DHAMTARI	Kurud	Sakri	81.779	20.9446	semi critical	150	45

94	Chhattisgarh	DHMTARI	Kurud	Maurikhurd	81.7808	20.8685	semi critical	150	45
95	Chhattisgarh	DHMTARI	Kurud	Kurra	81.6428	20.8746	semi critical	150	45
96	Chhattisgarh	DHMTARI	Magarlod	Kareli (Badi)	81.849	20.874	semi critical	80	45
97	Chhattisgarh	DHMTARI	Magarlod	Budeni	81.8574	20.9208	semi critical	80	45
98	Chhattisgarh	DHMTARI	Magarlod	Bhothidih	81.8549	20.8153	semi critical	80	45
99	Chhattisgarh	DHMTARI	Magarlod	Dabha	81.7884	20.7376	semi critical	80	45
100	Chhattisgarh	DHMTARI	Magarlod	Rengadih	81.9091	20.7339	semi critical	80	45
101	Chhattisgarh	DHMTARI	Magarlod	Pipraud	81.9263	20.6845	semi critical	80	45
102	Chhattisgarh	DHMTARI	Magarlod	Bakori	81.8582	20.683	semi critical	80	45
103	Chhattisgarh	DHMTARI	Magarlod	Kewaradih	81.7871	20.6948	semi critical	80	45
104	Chhattisgarh	DHMTARI	Magarlod	Anjora	81.8542	20.6082	semi critical	80	45
105	Chhattisgarh	DHMTARI	Magarlod	Khadma Mal	81.9123	20.6244	semi critical	150	45
106	Chhattisgarh	DHMTARI	Magarlod	Khatti	81.9748	20.6192	semi critical	150	45
107	Chhattisgarh	DHMTARI	Magarlod	Sonjhari	81.8061	20.5546	semi critical	150	45
108	Chhattisgarh	DHMTARI	Magarlod	Nirai	81.9746	20.6793	semi critical	150	45
109	Chhattisgarh	DHMTARI	Nagri	Basikhai	81.7193	20.6117	semi critical	80	45
110	Chhattisgarh	DHMTARI	Nagri	Kotarwahi	81.7803	20.6239	semi critical	80	45
111	Chhattisgarh	DHMTARI	Nagri	Keregaon	81.7253	20.5569	semi critical	150	45
112	Chhattisgarh	DHMTARI	Nagri	Bhothapara (Ryt)	81.6629	20.546	semi critical	80	45
113	Chhattisgarh	DHMTARI	Nagri	Bendhnwa pathra	81.8447	20.4905	semi critical	80	45
114	Chhattisgarh	DHMTARI	Nagri	Batanharra	81.8605	20.4131	semi critical	80	45
115	Chhattisgarh	DHMTARI	Nagri	Tumbahra	81.981	20.4161	semi critical	80	45
116	Chhattisgarh	DHMTARI	Nagri	Pandripani(Bhatkhar)	81.9174	20.3518	semi critical	150	45
117	Chhattisgarh	DHMTARI	Nagri	Sankra	81.9926	20.2905	semi critical	150	45
118	Chhattisgarh	DURG	Dhamdha	Sonesarar	81.3775	21.4425	semi critical	80	60
119	Chhattisgarh	DURG	Dhamdha	Parsuli	81.3051	21.3846	semi critical	80	50
120	Chhattisgarh	DURG	Dhamdha	Nandni Khudni	81.385	21.3851	semi critical	80	50
121	Chhattisgarh	DURG	Dhamdha	KHASADIH	81.4364	21.376	semi critical	80	50
122	Chhattisgarh	DURG	Dhamdha	Dhaur	81.441	21.3213	semi critical	150	45
123	Chhattisgarh	DURG	Dhamdha	Kapasda	81.5109	21.3163	semi critical	150	45
124	Chhattisgarh	DURG	Dhamdha	Pendri Deori	81.3728	21.5053	semi critical	80	60
125	Chhattisgarh	DURG	Dhamdha	Pagbandhi	81.24	21.5017	semi critical	80	60
126	Chhattisgarh	DURG	Dhamdha	Nawagaon	81.2557	21.3121	semi critical	80	45
127	Chhattisgarh	DURG	Dhamdha	Chorha	81.5169	21.2642	semi critical	80	45

128	Chhattisgarh	DURG	Dhamdha	Bagdumar	81.3868	21.3236	semi critical	150	45
129	Chhattisgarh	DURG	Durg	Kurud	81.373	21.2514	critical	80	45
130	Chhattisgarh	DURG	Durg	KOTRABHATA	81.3791	21.1913	critical	80	45
131	Chhattisgarh	DURG	Durg	DURG	81.308	21.1855	critical	80	45
132	Chhattisgarh	DURG	Durg	Siloda	81.2381	21.1851	critical	80	45
133	Chhattisgarh	DURG	Durg	Thanaud	81.2443	21.125	critical	80	45
134	Chhattisgarh	DURG	Durg	Kokdi	81.3255	21.1161	critical	80	45
135	Chhattisgarh	DURG	Durg	Utai	81.3782	21.1218	critical	150	45
136	Chhattisgarh	DURG	Durg	Khapli (Khopli)	81.3699	21.0843	critical	150	45
137	Chhattisgarh	DURG	Durg	Anda	81.2888	21.0718	critical	150	45
138	Chhattisgarh	DURG	Durg	Binayakpur (Vinayakpur)	81.2476	21.0689	critical	150	45
139	Chhattisgarh	DURG	Patan	Kopedih	81.5715	21.183	semi critical	80	45
140	Chhattisgarh	DURG	Patan	Sirsa Kalan	81.4461	21.1957	semi critical	80	45
141	Chhattisgarh	DURG	Patan	Devada	81.5124	21.0637	semi critical	80	45
142	Chhattisgarh	DURG	Patan	Pauha	81.4416	21.0006	semi critical	80	45
143	Chhattisgarh	DURG	Patan	Darbar Mokhli	81.507	21.0023	semi critical	80	45
144	Chhattisgarh	DURG	Patan	Teligundra	81.5697	20.9972	semi critical	150	45
145	Chhattisgarh	DURG	Patan	Ausar	81.5244	20.9476	semi critical	150	45
146	Chhattisgarh	DURG	Patan	Bhansuli	81.4605	20.9352	semi critical	80	45
147	Chhattisgarh	DURG	Patan	Gatapar	81.4438	20.8803	semi critical	80	45
148	Chhattisgarh	GARIABAND	Rajim	Raksha	81.9908	21.0054	semi critical	80	45
149	Chhattisgarh	GARIABAND	Rajim	JamGaon	82.052	21.0055	semi critical	80	45
150	Chhattisgarh	GARIABAND	Rajim	Bamhandehi	82.1218	20.9923	semi critical	150	45
151	Chhattisgarh	GARIABAND	Rajim	Kumhi	81.9297	20.9838	semi critical	80	45
152	Chhattisgarh	GARIABAND	Rajim	Borsi	81.9896	20.9359	semi critical	80	45
153	Chhattisgarh	GARIABAND	Rajim	Fingeshwar	82.0507	20.9347	semi critical	80	45
154	Chhattisgarh	GARIABAND	Rajim	Bodki	82.0494	20.8826	semi critical	80	45
155	Chhattisgarh	GARIABAND	Rajim	Jenjra	81.9641	20.8757	semi critical	80	45
156	Chhattisgarh	GARIABAND	Rajim	Sursabandha	81.9243	20.8796	semi critical	150	45
157	Chhattisgarh	GARIABAND	Rajim	Piparchhedhi	81.917	20.9424	semi critical	150	45
158	Chhattisgarh	KANKER	Charama	Kurrutola	81.3101	20.4867	semi critical	80	60
159	Chhattisgarh	KANKER	Charama	Dargahan	81.3753	20.4817	semi critical	80	45
160	Chhattisgarh	KANKER	Charama	Kilepar	81.4405	20.4834	semi critical	80	45
161	Chhattisgarh	KANKER	Charama	Araud	81.4508	20.4287	semi critical	80	45

162	Chhattisgarh	KANKER	Charama	Badegaori	81.3772	20.4096	semi critical	80	45
163	Chhattisgarh	KANKER	Charama	Mayana	81.3162	20.4199	semi critical	80	60
164	Chhattisgarh	KANKER	Charama	Chandeli	81.386	20.3682	semi critical	150	45
165	Chhattisgarh	KANKER	Charama	Parsoda	81.3095	20.3678	semi critical	150	60
166	Chhattisgarh	KANKER	Charama	Damkasa	81.3225	20.5362	semi critical	150	45
167	Chhattisgarh	MAHASAMU ND	Basna	Bhuneswarpur(Bhunes)	82.8603	21.4554	semi critical	80	45
168	Chhattisgarh	MAHASAMU ND	Basna	Kewtapali	82.8619	21.5075	semi critical	80	45
169	Chhattisgarh	MAHASAMU ND	Basna	Sagundih	82.9259	21.4525	semi critical	150	45
170	Chhattisgarh	MAHASAMU ND	Basna	Pilwapali	82.9357	21.3977	semi critical	80	45
171	Chhattisgarh	MAHASAMU ND	Basna	Chapiya	82.8729	21.3886	semi critical	80	45
172	Chhattisgarh	MAHASAMU ND	Basna	Sarapali(Bhulka)(Saraipali)	82.8727	21.3204	semi critical	80	45
173	Chhattisgarh	MAHASAMU ND	Basna	Gaurtek	82.9197	21.3109	semi critical	80	45
174	Chhattisgarh	MAHASAMU ND	Basna	Gidhli	82.9209	21.2615	semi critical	80	45
175	Chhattisgarh	MAHASAMU ND	Basna	Badetemeri	82.8668	21.2603	semi critical	150	45
176	Chhattisgarh	MAHASAMU ND	Basna	Garhfuljhar	82.8623	21.2109	semi critical	150	45
177	Chhattisgarh	MAHASAMU ND	Basna	Kapsakhuka (Kapsakhuta)	82.7939	21.1897	semi critical	150	45
178	Chhattisgarh	MAHASAMU ND	Pithora	Mohda	82.5317	21.142	semi critical	80	45
179	Chhattisgarh	MAHASAMU ND	Pithora	Bundeli	82.5943	21.1286	semi critical	80	45
180	Chhattisgarh	MAHASAMU ND	Pithora	Bade loram	82.6657	21.1966	semi critical	80	45
181	Chhattisgarh	MAHASAMU ND	Pithora	Sukhipali	82.5944	21.1941	semi critical	80	45
182	Chhattisgarh	MAHASAMU ND	Pithora	Khuteri	82.5317	21.1981	semi critical	80	45
183	Chhattisgarh	MAHASAMU ND	Pithora	Dhanora	82.4719	21.1928	semi critical	80	45
184	Chhattisgarh	MAHASAMU ND	Pithora	Gabaud	82.5931	21.2676	semi critical	80	45
185	Chhattisgarh	MAHASAMU ND	Pithora	Lalmati	82.7298	21.1965	semi critical	150	45
186	Chhattisgarh	MAHASAMU ND	Pithora	Charbhatha	82.5989	21.3156	semi critical	150	45
187	Chhattisgarh	MAHASAMU ND	Pithora	Sonpur	82.663	21.3142	semi critical	150	45
188	Chhattisgarh	MAHASAMU ND	Pithora	Bade temri Bhaisanal	82.7287	21.3194	semi critical	150	45
189	Chhattisgarh	MAHASAMU ND	Pithora	Khamhan	82.7274	21.3903	semi critical	150	45
190	Chhattisgarh	MAHASAMU ND	Pithora	Thelkodadar	82.7275	21.4477	semi critical	80	45
191	Chhattisgarh	MAHASAMU ND	Pithora	Lawamauha (Lawamauta)	82.7958	21.3807	semi critical	80	45
192	Chhattisgarh	RAIPUR	Dharsiwa	Kukera	81.7142	21.4495	critical	80	45
193	Chhattisgarh	RAIPUR	Dharsiwa	Siltara	81.6546	21.3851	critical	80	45
194	Chhattisgarh	RAIPUR	Dharsiwa	Nagargaon	81.7117	21.3853	critical	80	45
195	Chhattisgarh	RAIPUR	Dharsiwa	Pauni	81.7816	21.3789	critical	80	45

196	Chhattisgarh	RAIPUR	Dharsiwa	Rawabhatha	81.6463	21.3289	critical	80	45
197	Chhattisgarh	RAIPUR	Dharsiwa	Borjhara	81.5908	21.3113	critical	80	45
198	Chhattisgarh	RAIPUR	Dharsiwa	Tatibandh	81.5754	21.2618	critical	80	45
199	Chhattisgarh	RAIPUR	Dharsiwa	Fafadih	81.6524	21.2622	critical	80	45
200	Chhattisgarh	RAIPUR	Dharsiwa	Kachana	81.7108	21.2584	critical	150	45
201	Chhattisgarh	RAIPUR	Dharsiwa	Temri	81.7182	21.1996	critical	150	45
202	Chhattisgarh	RAIPUR	Dharsiwa	Boria Khurd	81.6413	21.1886	critical	150	45
203	Chhattisgarh	SURAJPUR	Surajpur	Dumariya	82.8676	23.2544	semi critical	80	45
204	Chhattisgarh	SURAJPUR	Surajpur	Kharsura	82.9442	23.2515	semi critical	80	45
205	Chhattisgarh	SURAJPUR	Surajpur	Anujnagar	83.0843	23.2403	semi critical	80	50
206	Chhattisgarh	SURAJPUR	Surajpur	Majira	83.1406	23.2454	semi critical	80	50
207	Chhattisgarh	SURAJPUR	Surajpur	Silphili	83.0797	23.1842	semi critical	80	50
208	Chhattisgarh	SURAJPUR	Surajpur	Karampur	83.0104	23.1885	semi critical	80	50
209	Chhattisgarh	SURAJPUR	Surajpur	Nayanpur	82.9324	23.1954	semi critical	80	45
210	Chhattisgarh	SURAJPUR	Surajpur	Ketaka	82.8701	23.1369	semi critical	80	45
211	Chhattisgarh	SURAJPUR	Surajpur	Salka	82.9221	23.1341	semi critical	80	45
212	Chhattisgarh	SURAJPUR	Surajpur	Kailashpur	83.0015	23.1311	semi critical	80	50

**Note: The location above are Tentative and may be changed**

**Tentative list for Construction of Piezometer Wells and Installation of DWLR and Telemetry through Out-sourcing in Madhya Pradesh state under CGWB, NCR Region, Bhopal.**

MP PZ BOQ 1										
S No	STATE	District	Block	Location	Longitude	Latitude	Category	Proposed Depth in meter	Formation	Tentative Depth of DWLR installation (m)
1	Madhya Pradesh	BALAGHAT	KHAIRLANJI	Khairlanji	79.947591	21.62361	Safe	60	Alluvium	24
2	Madhya Pradesh	BALAGHAT	KIRNAPUR	Salhe	80.363013	21.6462	Safe	60	Alluvium	22
3	Madhya Pradesh	BARWANI	PANSEMAL	Karanpura	74.539178	21.741652	Over Exploited	60	Alluvium	22
4	Madhya Pradesh	BARWANI	PANSEMAL	Sakralikhurd	74.746746	21.677492	Over Exploited	60	Alluvium	22
5	Madhya Pradesh	BARWANI	PANSEMAL	Kansul	74.676556	21.679855	Over Exploited	60	Alluvium	22

	h									
6	Madhya Pradesh	BARWANI	PANSEMAL	Donwada	74.75002	21.628793	Over Exploited	60	Alluvium	22
7	Madhya Pradesh	BARWANI	PANSEMAL	Kala Amba	74.816467	21.624904	Over Exploited	60	Alluvium	51
8	Madhya Pradesh	BHIND	GOHAD	Chakmadhopur	78.35332	26.369925	Safe	60	Alluvium	25
9	Madhya Pradesh	BHIND	MEHGAON	Suchchapura	78.578669	26.620336	Safe	60	Alluvium	40
10	Madhya Pradesh	BHIND	ATER	Kakaran Ka Pura	78.688112	26.608829	Safe	60	Alluvium	25
11	Madhya Pradesh	BHIND	MEHGAON	Gona Hardaspura	78.689843	26.490181	Safe	60	Alluvium	55
12	Madhya Pradesh	BHIND	BHIND	Chandrapura	78.78752	26.545673	Safe	60	Alluvium	21
13	Madhya Pradesh	BURHANPUR	BURHANPUR	Bhauraghat [fv]	76.529239	21.397366	Safe	60	Alluvium	18
14	Madhya Pradesh	CHHINDWARA	PARASIA	Khirsadoh Ryt.	78.801442	22.152944	Safe	60	Alluvium	47
15	Madhya Pradesh	DEWAS	KHATEGAON	Kharda	77.077252	22.617896	Semi Critical	60	Alluvium	32
16	Madhya Pradesh	GWALIOR	MORAR	Kheriya Modi	78.273401	26.237946	Safe	60	Alluvium	32
17	Madhya Pradesh	GWALIOR	MORAR	Kheriya Mirdha	78.270583	26.307387	Safe	60	Alluvium	32
18	Madhya Pradesh	GWALIOR	MORAR	GWALIOR	78.202403	26.305243	Safe	60	Alluvium	31
19	Madhya Pradesh	GWALIOR	GHATIGAON	GWALIOR	78.134953	26.304892	Safe	60	Alluvium	31
20	Madhya Pradesh	GWALIOR	GHATIGAON	Susera	78.15314	26.323216	Safe	60	Alluvium	32
21	Madhya Pradesh	GWALIOR	MORAR	Maithana	78.282767	26.279852	Safe	60	Alluvium	32
22	Madhya Pradesh	GWALIOR	MORAR	Jagupura	78.320992	26.281123	Safe	60	Alluvium	31
23	Madhya Pradesh	GWALIOR	GHATIGAON	GWALIOR	78.194626	26.251287	Safe	60	Alluvium	31
24	Madhya Pradesh	GWALIOR	GHATIGAON	GWALIOR	78.152057	26.283215	Safe	60	Alluvium	32

	h									
25	Madhya Pradesh	GWALIOR	MORAR	Kakrari	78.404222	26.297757	Safe	60	Alluvium	20
26	Madhya Pradesh	HOSHANGABAD	BANKHEDI	Umardha	78.465291	22.979398	Semi Critical	60	Alluvium	20
27	Madhya Pradesh	HOSHANGABAD	BANKHEDI	Umardha	78.459478	22.919476	Semi Critical	60	Alluvium	20
28	Madhya Pradesh	HOSHANGABAD	BANKHEDI	Anhai	78.535444	22.91532	Semi Critical	60	Alluvium	20
29	Madhya Pradesh	HOSHANGABAD	BANKHEDI	Bheropur	78.46378	22.856852	Semi Critical	60	Alluvium	20
30	Madhya Pradesh	HOSHANGABAD	BANKHEDI	Kapuri	78.536551	22.854754	Semi Critical	60	Alluvium	20
31	Madhya Pradesh	HOSHANGABAD	BANKHEDI	Malhanwada	78.593575	22.844543	Semi Critical	60	Alluvium	20
32	Madhya Pradesh	HOSHANGABAD	BANKHEDI	Khamaria	78.529433	22.786429	Semi Critical	60	Alluvium	20
33	Madhya Pradesh	HOSHANGABAD	BANKHEDI	Pondi	78.471738	22.790674	Semi Critical	60	Alluvium	20
34	Madhya Pradesh	HOSHANGABAD	BANKHEDI	Junheta	78.601026	22.78185	Semi Critical	60	Alluvium	20
35	Madhya Pradesh	HOSHANGABAD	BANKHEDI	Paraswada	78.414636	22.925907	Semi Critical	60	Alluvium	25
36	Madhya Pradesh	HOSHANGABAD	BABAI	Khidiya	77.948743	22.72522	Safe	60	Alluvium	18
37	Madhya Pradesh	HOSHANGABAD	HOSHANGABAD	Rohna	77.702391	22.653453	Safe	60	Alluvium	16
38	Madhya Pradesh	HOSHANGABAD	SEONI MALWA	Dhapadiya	77.468469	22.443666	Safe	60	Alluvium	37
39	Madhya Pradesh	JABALPUR	JABALPUR	Kugawan	79.850539	23.142302	Critical	60	Alluvium	37
40	Madhya Pradesh	JABALPUR	JABALPUR	H.V.FACT JABALPUR	79.924496	23.195196	Critical	60	Alluvium	19
41	Madhya Pradesh	JABALPUR	PANAGAR	Nadna	79.868248	23.191799	Safe	60	Alluvium	19
42	Madhya Pradesh	JABALPUR	PANAGAR	Jatwan	79.937497	23.245563	Safe	60	Alluvium	19
43	Madhya Pradesh	JABALPUR	PANAGAR	Bamhnoda	79.973426	23.258776	Safe	60	Alluvium	49



	h									
44	Madhya Pradesh	JABALPUR	PATAN	Banwar	79.745928	23.294351	Safe	60	Alluvium	28
45	Madhya Pradesh	JABALPUR	SIHORA	Nunja	80.169949	23.400088	Safe	60	Alluvium	37
46	Madhya Pradesh	JABALPUR	JABALPUR	Maharajpur	79.950877	23.214589	Safe	60	Alluvium	37
47	Madhya Pradesh	JABALPUR	JABALPUR	Paduwa	79.826271	23.147271	Safe	60	Alluvium	19
48	Madhya Pradesh	JABALPUR	PANAGAR	Surtalai	79.893132	23.224379	Safe	60	Alluvium	19
49	Madhya Pradesh	JABALPUR	PANAGAR	Tiwari Kheda	79.994054	23.277351	Safe	60	Alluvium	49
50	Madhya Pradesh	JABALPUR	PATAN	Archha	79.82608	23.169681	Safe	60	Alluvium	23
51	Madhya Pradesh	KATNI	DHIMAR KHEDA	Sagawan	80.409212	23.497015	Safe	60	Alluvium	46
52	Madhya Pradesh	MORENA	PORSA	Ranhera	78.377644	26.746327	Safe	60	Alluvium	46
53	Madhya Pradesh	MORENA	AMBAH	Kamtari	78.226411	26.657417	Safe	60	Alluvium	50
54	Madhya Pradesh	NARSINGHPUR	NARSINGHPUR	Khurpa	79.221736	22.899405	Semi Critical	60	Alluvium	50
55	Madhya Pradesh	NARSINGHPUR	NARSINGHPUR	Surajgaon	79.217572	22.964755	Semi Critical	60	Alluvium	50
56	Madhya Pradesh	NARSINGHPUR	NARSINGHPUR	Singrapur	79.276269	22.960313	Semi Critical	60	Alluvium	50
57	Madhya Pradesh	NARSINGHPUR	NARSINGHPUR	NARSIMHAPUR	79.158582	22.959863	Semi Critical	60	Alluvium	16
58	Madhya Pradesh	NARSINGHPUR	GADARWARA	Sas Bahu	78.670393	22.954256	Safe	60	Alluvium	30
59	Madhya Pradesh	NARSINGHPUR	CHAWARPATHA	Jhiri	78.904021	23.058017	Safe	60	Alluvium	17
60	Madhya Pradesh	NARSINGHPUR	KARELI	Pipariya (rankai)	79.091285	22.960326	Safe	60	Alluvium	43
61	Madhya Pradesh	RAISEN	BARAILY	Kutnasis	78.074069	22.914125	Safe	60	Alluvium	43
62	Madhya Pradesh	RAISEN	BARAILY	Bharkachachha Kalan	78.055295	22.82966	Safe	60	Alluvium	43

	h									
63	Madhya Pradesh	RAISEN	BARAILY	Bamanwada	78.175319	22.885339	Safe	60	Alluvium	27
64	Madhya Pradesh	CHHINDWARA	TAMIA	Kapoomala	78.695214	22.448756	Safe	60	Gondwana Sandstone	20
65	Madhya Pradesh	HOSHANGABAD	BANKHEDI	Dhadao Padao	78.666044	22.73174	Semi Critical	60	Gondwana Sandstone	23
66	Madhya Pradesh	HOSHANGABAD	PIPARIYA	Nimghon(f.v.9)	78.408218	22.633874	Safe	60	Gondwana Sandstone	25
67	Madhya Pradesh	HOSHANGABAD	KESALA	Taku	77.811526	22.469889	Safe	60	Gondwana Sandstone	18
68	Madhya Pradesh	HOSHANGABAD	SHOHAGPUR	Bija Kheri	78.158577	22.580512	Safe	60	Gondwana Sandstone	37
69	Madhya Pradesh	JABALPUR	JABALPUR	G.C.F. JABALPUR	79.988064	23.192085	Critical	60	Gondwana Sandstone	37
70	Madhya Pradesh	JABALPUR	JABALPUR	G.C.F. JABALPUR	79.989691	23.169173	Safe	60	Gondwana Sandstone	37
71	Madhya Pradesh	JABALPUR	JABALPUR	H.V.FACT JABALPUR	79.902284	23.174994	Safe	60	Gondwana Sandstone	37
72	Madhya Pradesh	JABALPUR	JABALPUR	JABALPUR	79.945906	23.133734	Safe	60	Gondwana Sandstone	22
73	Madhya Pradesh	KATNI	BADWARA	Surajpura	80.702567	23.771021	Safe	60	Gondwana Sandstone	50
74	Madhya Pradesh	NARSINGHPUR	NARSINGHPUR	Deonagar	79.348857	22.833608	Semi Critical	60	Gondwana Sandstone	50
75	Madhya Pradesh	NARSINGHPUR	NARSINGHPUR	Forest	79.277263	22.844153	Semi Critical	60	Gondwana Sandstone	

**MP PZ BOQ 2**

S No	STATE	District	Block	Location	Longitude	Latitude	Category	Proposed Depth in meter	Formation	Tentative Depth of DWLR installation (m)
1	Madhya Pradesh	BARWANI	PANSEMAL	Mortalay	74.608333	21.740339	Over Exploited	60	Marginal Alluvium	22
2	Madhya Pradesh	BARWANI	PANSEMAL	Bandharabuzurg	74.679612	21.740492	Over Exploited	60	Marginal Alluvium	22
3	Madhya Pradesh	BHIND	RON	Andhiyari No.1	78.972004	26.337472	Safe	60	Marginal Alluvium	27
4	Madhya Pradesh	BHIND	MIHONA	Chiruli	78.893178	26.109467	Safe	60	Marginal Alluvium	27

5	Madhya Pradesh	BHIND	ATER	Karekapura	78.72224	26.693779	Safe	60	Marginal Alluvium	40
6	Madhya Pradesh	BURHANPUR	KHAKNAR	Bhauraghat [fv]	76.529239	21.397366	Safe	60	Marginal Alluvium	26
7	Madhya Pradesh	DEWAS	KHATEGAON	Khubgaon	77.012083	22.561201	Semi Critical	60	Marginal Alluvium	47
8	Madhya Pradesh	DEWAS	KHATEGAON	Kolari	77.083534	22.560291	Semi Critical	60	Marginal Alluvium	47
9	Madhya Pradesh	DEWAS	KHATEGAON	Belkha	77.012168	22.621676	Semi Critical	60	Marginal Alluvium	47
10	Madhya Pradesh	DEWAS	KHATEGAON	Ameli	77.013876	22.684343	Semi Critical	60	Marginal Alluvium	47
11	Madhya Pradesh	GWALIOR	GHATIGAON	GWALIOR	78.129487	26.177299	Safe	60	Marginal Alluvium	31
12	Madhya Pradesh	GWALIOR	DABRA	BILAUA	78.27257	26.110876	Safe	60	Marginal Alluvium	40
13	Madhya Pradesh	GWALIOR	GHATIGAON	Piprol	78.125097	26.114765	Safe	60	Marginal Alluvium	31
14	Madhya Pradesh	GWALIOR	BHITARWAR	Pachora	78.076293	25.88844	Safe	60	Marginal Alluvium	20
15	Madhya Pradesh	GWALIOR	GHATIGAON	Susera	78.121161	26.323916	Safe	60	Marginal Alluvium	31
16	Madhya Pradesh	GWALIOR	GHATIGAON	GWALIOR	78.195474	26.282254	Safe	60	Marginal Alluvium	31
17	Madhya Pradesh	GWALIOR	MORAR	Alinagar	78.231614	26.121782	Safe	60	Marginal Alluvium	32
18	Madhya Pradesh	GWALIOR	MORAR	Badagaon	78.235347	26.205187	Safe	60	Marginal Alluvium	32
19	Madhya Pradesh	GWALIOR	GHATIGAON	GWALIOR	78.149545	26.243245	Safe	60	Marginal Alluvium	31
20	Madhya Pradesh	GWALIOR	GHATIGAON	GWALIOR	78.119961	26.243461	Safe	60	Marginal Alluvium	31
21	Madhya Pradesh	GWALIOR	MORAR	Nagor	78.161737	26.147004	Safe	60	Marginal Alluvium	32
22	Madhya Pradesh	HARDA	KHIRKIYA	Amasel	76.98821	22.12235	Safe	60	Marginal Alluvium	19
23	Madhya Pradesh	HARDA	TIMARNI	Forest	77.278468	22.209735	Safe	60	Marginal Alluvium	33

24	Madhya Pradesh	HOSHANGABAD	BANKHEDI	Mahua Kheda	78.529455	22.724893	Semi Critical	60	Marginal Alluvium	20
25	Madhya Pradesh	HOSHANGABAD	BANKHEDI	Chhater	78.597379	22.72437	Semi Critical	60	Marginal Alluvium	20
26	Madhya Pradesh	HOSHANGABAD	BANKHEDI	Nayagaon	78.453344	22.719113	Semi Critical	60	Marginal Alluvium	20
27	Madhya Pradesh	MORENA	SABALGARH	Pawai	77.365406	26.230306	Safe	60	Marginal Alluvium	48
28	Madhya Pradesh	MORENA	KAILARAS	Barouli	77.603559	26.254084	Safe	60	Marginal Alluvium	21
29	Madhya Pradesh	MORENA	MORENA	Kishanpur	78.074653	26.490753	Safe	60	Marginal Alluvium	37
30	Madhya Pradesh	MORENA	JOURA	Kakardha	77.874815	26.398232	Safe	60	Marginal Alluvium	27
31	Madhya Pradesh	NARSINGHPUR	NARSINGHPUR	Bhainsa	79.220073	22.845681	Semi Critical	60	Marginal Alluvium	50
32	Madhya Pradesh	NARSINGHPUR	NARSINGHPUR	Badguwan	79.289342	23.030928	Semi Critical	60	Marginal Alluvium	50
33	Madhya Pradesh	NARSINGHPUR	NARSINGHPUR	Dhamna	79.224245	23.029815	Semi Critical	60	Marginal Alluvium	50
34	Madhya Pradesh	NARSINGHPUR	BABAI (CHICHLI)	Patkuhi	78.840624	22.769738	Safe	60	Marginal Alluvium	53
35	Madhya Pradesh	RAISEN	BARAILY	Dibbi	78.149653	23.029964	Safe	60	Marginal Alluvium	43
36	Madhya Pradesh	RAISEN	BARAILY	Mangrol	77.979202	22.93288	Safe	60	Marginal Alluvium	43
37	Madhya Pradesh	RAISEN	BARAILY	Khurpatni	78.118576	22.992999	Safe	60	Marginal Alluvium	43
38	Madhya Pradesh	SEHORE	NASRULLAGANJ	Baisad	77.232765	22.750605	Safe	60	Marginal Alluvium	19

**MP PZ BOQ 3**

S No	STATE	District	Block	Location	Longitude	Latitude	Category	Proposed Depth in meter	Formation	Tentative Depth of DWLR installation (m)
1	Madhya Pradesh	BARWANI	PANSEMAL	Karanpura	74.539178	21.741652	Over Exploited	200	Alluvium	29.95
2	Madhya Pradesh	BARWANI	PANSEMAL	Sakralikhurd	74.746746	21.677492	Over Exploited	200	Alluvium	29.95
3	Madhya Pradesh	BARWANI	PANSEMAL	Kansul	74.676556	21.679855	Over Exploited	200	Alluvium	29.95

	Pradesh						d			
4	Madhya Pradesh	BARWANI	PANSEMAL	Donwada	74.75002	21.628793	Over Exploited	200	Alluvium	29.95
5	Madhya Pradesh	BARWANI	PANSEMAL	Kala Amba	74.816467	21.624904	Over Exploited	200	Alluvium	29.95
6	Madhya Pradesh	DEWAS	KHATEGAON	Kharda	77.077252	22.617896	Semi Critical	200	Alluvium	54.87
7	Madhya Pradesh	HOSHANGABAD	BANKHEDI	Umardha	78.465291	22.979398	Semi Critical	200	Alluvium	28
8	Madhya Pradesh	HOSHANGABAD	BANKHEDI	Umardha	78.459478	22.919476	Semi Critical	200	Alluvium	28
9	Madhya Pradesh	HOSHANGABAD	BANKHEDI	Anhai	78.535444	22.91532	Semi Critical	200	Alluvium	28
10	Madhya Pradesh	JABALPUR	JABALPUR	Kugawan	79.850539	23.142302	Critical	200	Alluvium	45
11	Madhya Pradesh	JABALPUR	JABALPUR	H.V.FACT JABALPUR	79.924496	23.195196	Critical	200	Alluvium	45
12	Madhya Pradesh	NARSINGHPUR	NARSINGHPUR	Singrapur	79.276269	22.960313	Semi Critical	200	Alluvium	25.11
13	Madhya Pradesh	NARSINGHPUR	NARSINGHPUR	NARSIMHAPUR	79.158582	22.959863	Semi Critical	200	Alluvium	25.11

**MP PZ BOQ 4**

S No	STATE	District	Block	Location	Longitude	Latitude	Category	Proposed Depth in meter	Formation	Tentative Depth of DWLR installation (m)
1	Madhya Pradesh	BARWANI	PANSEMAL	Mortalay	74.608333	21.740339	Over Exploited	200	Marginal Alluvium	29.95
2	Madhya Pradesh	BARWANI	PANSEMAL	Bandharabuzurg	74.679612	21.740492	Over Exploited	200	Marginal Alluvium	29.95
3	Madhya Pradesh	DEWAS	KHATEGAON	Khubgaon	77.012083	22.561201	Semi Critical	200	Marginal Alluvium	54.87
4	Madhya Pradesh	HOSHANGABAD	BANKHEDI	Mahua Kheda	78.529455	22.724893	Semi Critical	200	Marginal Alluvium	28

**MP PZ BOQ 5**

S No	STATE	District	Block	Location	Longitude	Latitude	Category	Proposed Depth in meter	Formation	Tentative Depth of DWLR installation (m)
1	Madhya Pradesh	ALIRAJPUR	SONDWA	Gata	74.300545	22.077472	Safe	60	Basalt	25

2	Madhya Pradesh	ANUPPUR	PUSHPARAJGARH	Jatanga	81.448063	22.931865	Safe	60	Basalt	30
3	Madhya Pradesh	ASHOKNAGAR	ISAGARH	Kala Bag	77.606288	24.855743	Semi Critical	60	Basalt	31
4	Madhya Pradesh	ASHOKNAGAR	ISAGARH	Sehore	77.608858	24.785672	Semi Critical	60	Basalt	31
5	Madhya Pradesh	ASHOKNAGAR	ISAGARH	Sumer	77.680869	24.848895	Semi Critical	60	Basalt	31
6	Madhya Pradesh	ASHOKNAGAR	ISAGARH	Ajleshwar	77.674825	24.786964	Semi Critical	60	Basalt	31
7	Madhya Pradesh	ASHOKNAGAR	ISAGARH	Sandol	77.673445	24.722492	Semi Critical	60	Basalt	31
8	Madhya Pradesh	ASHOKNAGAR	ISAGARH	Gadrolai Nai Saray	77.675572	24.664714	Semi Critical	60	Basalt	31
9	Madhya Pradesh	ASHOKNAGAR	ISAGARH	Mahana	77.746821	24.664655	Semi Critical	60	Basalt	31
10	Madhya Pradesh	ASHOKNAGAR	ISAGARH	Pipresara	77.744027	24.721216	Semi Critical	60	Basalt	31
11	Madhya Pradesh	ASHOKNAGAR	ISAGARH	Belkhedi	77.744127	24.786937	Semi Critical	60	Basalt	31
12	Madhya Pradesh	ASHOKNAGAR	ISAGARH	Raishri	77.746813	24.847696	Semi Critical	60	Basalt	31
13	Madhya Pradesh	ASHOKNAGAR	ISAGARH	Chhapra	77.820861	24.907121	Semi Critical	60	Basalt	31
14	Madhya Pradesh	ASHOKNAGAR	ISAGARH	Bamnawar	77.814111	24.787479	Semi Critical	60	Basalt	31
15	Madhya Pradesh	ASHOKNAGAR	ISAGARH	Khamkhedi	77.813178	24.716249	Semi Critical	60	Basalt	31
16	Madhya Pradesh	ASHOKNAGAR	ISAGARH	Baheriya Dhakoni	77.820851	24.668811	Semi Critical	60	Basalt	31
17	Madhya Pradesh	ASHOKNAGAR	ISAGARH	Haidar	77.877817	24.661587	Semi Critical	60	Basalt	31
18	Madhya Pradesh	ASHOKNAGAR	ISAGARH	Shantpur	77.882719	24.786787	Semi Critical	60	Basalt	31
19	Madhya Pradesh	ASHOKNAGAR	ISAGARH	Kadwaya	77.885523	24.965458	Semi Critical	60	Basalt	31
20	Madhya Pradesh	ASHOKNAGAR	ISAGARH	Kadwaya	77.885523	24.965458	Semi Critical	60	Basalt	31

21	Madhya Pradesh	BARWANI	PANSEMAL	Kala Amba	74.537902	21.807745	Over Exploited	60	Basalt	25
22	Madhya Pradesh	BARWANI	PANSEMAL	Kala Amba	74.749824	21.742601	Over Exploited	60	Basalt	25
23	Madhya Pradesh	BARWANI	PANSEMAL	Kala Amba	74.680543	21.800627	Over Exploited	60	Basalt	25
24	Madhya Pradesh	BARWANI	PANSEMAL	Kala Amba	74.611911	21.794517	Over Exploited	60	Basalt	25
25	Madhya Pradesh	BARWANI	PANSEMAL	Kala Amba	74.73591	21.788301	Over Exploited	60	Basalt	25
26	Madhya Pradesh	BARWANI	PANSEMAL	Kala Amba	74.80887	21.74268	Over Exploited	60	Basalt	25
27	Madhya Pradesh	BARWANI	PANSEMAL	Kala Amba	74.813207	21.680065	Over Exploited	60	Basalt	25
28	Madhya Pradesh	BARWANI	PANSEMAL	Kala Amba	74.886618	21.6359	Over Exploited	60	Basalt	25
29	Madhya Pradesh	BARWANI	RAJPUR	Revja	74.883292	21.805865	Semi Critical	60	Basalt	40
30	Madhya Pradesh	BARWANI	RAJPUR	Matli	74.95673	21.817828	Semi Critical	60	Basalt	40
31	Madhya Pradesh	BARWANI	RAJPUR	Khadkya Mhow	74.9466	21.865037	Semi Critical	60	Basalt	40
32	Madhya Pradesh	BARWANI	RAJPUR	Nihali(jodai)	75.016339	21.813857	Semi Critical	60	Basalt	40
33	Madhya Pradesh	BARWANI	RAJPUR	Nandwadi	75.087121	21.810356	Semi Critical	60	Basalt	40
34	Madhya Pradesh	BARWANI	RAJPUR	Balsamund	75.153105	21.802356	Semi Critical	60	Basalt	40
35	Madhya Pradesh	BARWANI	RAJPUR	Lahadgaon	75.220159	21.802778	Semi Critical	60	Basalt	40
36	Madhya Pradesh	BARWANI	RAJPUR	Julwaniya Road	75.221855	21.867382	Semi Critical	60	Basalt	40
37	Madhya Pradesh	BARWANI	RAJPUR	Rengaon Road	75.151576	21.86597	Semi Critical	60	Basalt	40
38	Madhya Pradesh	BARWANI	RAJPUR	Limbai	75.089285	21.866513	Semi Critical	60	Basalt	40
39	Madhya Pradesh	BARWANI	RAJPUR	Danodroud	75.018475	21.870015	Semi Critical	60	Basalt	40

40	Madhya Pradesh	BARWANI	RAJPUR	Kasel	75.016352	21.927663	Semi Critical	60	Basalt	40
41	Madhya Pradesh	BARWANI	RAJPUR	Bhami	74.960957	21.930144	Semi Critical	60	Basalt	40
42	Madhya Pradesh	BARWANI	RAJPUR	Damdami	75.088793	21.932113	Semi Critical	60	Basalt	40
43	Madhya Pradesh	BARWANI	RAJPUR	Kumari	75.223555	21.932979	Semi Critical	60	Basalt	40
44	Madhya Pradesh	BARWANI	RAJPUR	Sangwi (than)	75.290669	21.932874	Semi Critical	60	Basalt	40
45	Madhya Pradesh	BARWANI	RAJPUR	Nilkanth	75.28137	21.808648	Semi Critical	60	Basalt	40
46	Madhya Pradesh	BARWANI	RAJPUR	Bobalwadi	75.290517	21.857832	Semi Critical	60	Basalt	40
47	Madhya Pradesh	BARWANI	RAJPUR	Baghad	75.182851	21.758592	Semi Critical	60	Basalt	40
48	Madhya Pradesh	BARWANI	BARWANI	Ambapani (f.v.)	74.870769	21.938071	Safe	60	Basalt	31
49	Madhya Pradesh	BARWANI	PATI	Baidi Phartala(f.v.)	74.648704	21.935647	Safe	60	Basalt	31
50	Madhya Pradesh	BARWANI	NIWALI	Budhgaon	74.957654	21.689211	Safe	60	Basalt	25
51	Madhya Pradesh	BARWANI	SENDHWA	Julwaniya	75.280376	21.555857	Safe	60	Basalt	21
52	Madhya Pradesh	BHOPAL	PHANDA	Jhapadiya	77.306074	23.386641	Semi Critical	60	Basalt	32
53	Madhya Pradesh	BHOPAL	PHANDA	Rasuliya Pathar	77.232865	23.321885	Semi Critical	60	Basalt	32
54	Madhya Pradesh	BHOPAL	PHANDA	Chandukhedhi	77.299138	23.317143	Semi Critical	60	Basalt	32
55	Madhya Pradesh	BHOPAL	PHANDA	Bishan Khedi	77.371271	23.31985	Semi Critical	60	Basalt	32
56	Madhya Pradesh	BHOPAL	PHANDA	Ghat Khedi	77.43924	23.318807	Semi Critical	60	Basalt	32
57	Madhya Pradesh	BHOPAL	PHANDA	Khajuri	77.369943	23.383416	Semi Critical	60	Basalt	32
58	Madhya Pradesh	BHOPAL	PHANDA	Chhindwada	77.250419	23.391235	Semi Critical	60	Basalt	32



59	Madhya Pradesh	BHOPAL	PHANDA	BHOPAL	77.501132	23.255801	Semi Critical	60	Basalt	32
60	Madhya Pradesh	BHOPAL	PHANDA	BHOPAL	77.439788	23.259036	Semi Critical	60	Basalt	32
61	Madhya Pradesh	BHOPAL	PHANDA	Khori	77.231779	23.256836	Semi Critical	60	Basalt	32
62	Madhya Pradesh	BHOPAL	PHANDA	Borkhedi	77.238062	23.191683	Semi Critical	60	Basalt	32
63	Madhya Pradesh	BHOPAL	PHANDA	BHOPAL	77.433655	23.191804	Semi Critical	60	Basalt	32
64	Madhya Pradesh	BHOPAL	PHANDA	Sarvar	77.299224	23.131034	Semi Critical	60	Basalt	32
65	Madhya Pradesh	BHOPAL	PHANDA	Borkhedi	77.238062	23.191683	Semi Critical	60	Basalt	32
66	Madhya Pradesh	BHOPAL	PHANDA	Samarda Kaliyasot	77.509427	23.130097	Semi Critical	60	Basalt	32
67	Madhya Pradesh	BHOPAL	PHANDA	Pipaliya Hatila	77.565464	23.195005	Semi Critical	60	Basalt	32
68	Madhya Pradesh	BHOPAL	PHANDA	Kankariya	77.438953	23.122882	Semi Critical	60	Basalt	32
69	Madhya Pradesh	BHOPAL	PHANDA	Hajjampura	77.375525	23.352453	Semi Critical	60	Basalt	32
70	Madhya Pradesh	BHOPAL	PHANDA	Manikhedi Kot	77.33535	23.351807	Semi Critical	60	Basalt	32
71	Madhya Pradesh	BHOPAL	PHANDA	Islamnagar	77.418821	23.350956	Semi Critical	60	Basalt	32
72	Madhya Pradesh	BHOPAL	PHANDA	Imliya	77.465179	23.344399	Semi Critical	60	Basalt	32
73	Madhya Pradesh	BHOPAL	PHANDA	Chopda Kalan	77.46594	23.312306	Semi Critical	60	Basalt	32
74	Madhya Pradesh	BHOPAL	PHANDA	BHOPAL	77.418719	23.270542	Semi Critical	60	Basalt	32
75	Madhya Pradesh	BHOPAL	PHANDA	BHOPAL	77.505405	23.227518	Semi Critical	60	Basalt	32
76	Madhya Pradesh	BHOPAL	PHANDA	Bilkhiriya Kalan	77.584481	23.2604	Semi Critical	60	Basalt	32
77	Madhya Pradesh	BHOPAL	PHANDA	Dangroli	77.585569	23.223303	Semi Critical	60	Basalt	32

78	Madhya Pradesh	BHOPAL	PHANDA	Bagroda	77.54544	23.151463	Semi Critical	60	Basalt	32
79	Madhya Pradesh	BHOPAL	PHANDA	Bagli	77.502687	23.154232	Semi Critical	60	Basalt	32
80	Madhya Pradesh	BHOPAL	PHANDA	Gehun Kheda	77.415215	23.151014	Semi Critical	60	Basalt	32
81	Madhya Pradesh	BHOPAL	PHANDA	Chhapri	77.32918	23.152727	Semi Critical	60	Basalt	32
82	Madhya Pradesh	BHOPAL	PHANDA	Kharpa	77.28636	23.152104	Semi Critical	60	Basalt	32
83	Madhya Pradesh	BHOPAL	PHANDA	Narela	77.244947	23.154783	Semi Critical	60	Basalt	32
84	Madhya Pradesh	BHOPAL	PHANDA	Anwala	77.28747	23.111252	Semi Critical	60	Basalt	32
85	Madhya Pradesh	BHOPAL	PHANDA	Samaspura	77.329505	23.119387	Semi Critical	60	Basalt	32
86	Madhya Pradesh	BHOPAL	PHANDA	BHOPAL	77.339058	23.228416	Semi Critical	60	Basalt	32
87	Madhya Pradesh	BHOPAL	PHANDA	Khajoori Sadak	77.244473	23.234379	Semi Critical	60	Basalt	32
88	Madhya Pradesh	BHOPAL	PHANDA	Bhauri	77.283508	23.275902	Semi Critical	60	Basalt	32
89	Madhya Pradesh	BHOPAL	PHANDA	BHOPAL	77.463665	23.188596	Semi Critical	60	Basalt	32
90	Madhya Pradesh	CHHINDWARA	PANDHURNA	Forest	78.509292	21.819015	Semi Critical	60	Basalt	30
91	Madhya Pradesh	CHHINDWARA	PANDHURNA	Chikni	78.436973	21.638317	Semi Critical	60	Basalt	30
92	Madhya Pradesh	CHHINDWARA	PANDHURNA	Rajdongri	78.507157	21.764624	Semi Critical	60	Basalt	30
93	Madhya Pradesh	CHHINDWARA	PANDHURNA	Sirata	78.502308	21.698193	Semi Critical	60	Basalt	30
94	Madhya Pradesh	CHHINDWARA	PANDHURNA	Bhatewadi	78.50665	21.643664	Semi Critical	60	Basalt	30
95	Madhya Pradesh	CHHINDWARA	PANDHURNA	Kalamgaon	78.496104	21.575083	Semi Critical	60	Basalt	30
96	Madhya Pradesh	CHHINDWARA	PANDHURNA	Bangaon	78.437967	21.577807	Semi Critical	60	Basalt	30

97	Madhya Pradesh	CHHINDWARA	PANDHURNA	Umarikalan	78.446394	21.523949	Semi Critical	60	Basalt	30
98	Madhya Pradesh	CHHINDWARA	PANDHURNA	Karvhar	78.572402	21.522052	Semi Critical	60	Basalt	30
99	Madhya Pradesh	CHHINDWARA	PANDHURNA	Bamhni	78.572946	21.577231	Semi Critical	60	Basalt	30
100	Madhya Pradesh	CHHINDWARA	PANDHURNA	Khairipaika	78.635352	21.519179	Semi Critical	60	Basalt	30
101	Madhya Pradesh	CHHINDWARA	PANDHURNA	Bhuli	78.621229	21.568627	Semi Critical	60	Basalt	30
102	Madhya Pradesh	CHHINDWARA	PANDHURNA	Umari Khurd	78.575353	21.642198	Semi Critical	60	Basalt	30
103	Madhya Pradesh	CHHINDWARA	PANDHURNA	Gaykhuri	78.565488	21.701381	Semi Critical	60	Basalt	30
104	Madhya Pradesh	CHHINDWARA	PANDHURNA	Dholan Khapa Ryt.	78.631409	21.684828	Semi Critical	60	Basalt	30
105	Madhya Pradesh	CHHINDWARA	PANDHURNA	Borpani F.v.3	78.725335	21.68879	Semi Critical	60	Basalt	30
106	Madhya Pradesh	CHHINDWARA	PANDHURNA	Met	78.645498	21.762385	Semi Critical	60	Basalt	30
107	Madhya Pradesh	CHHINDWARA	PANDHURNA	Pither Ryt.	78.56079	21.773305	Semi Critical	60	Basalt	30
108	Madhya Pradesh	CHHINDWARA	PANDHURNA	Sonpathar	78.587639	21.843789	Semi Critical	60	Basalt	30
109	Madhya Pradesh	CHHINDWARA	MOHKHED	Forest	78.692395	21.949574	Semi Critical	60	Basalt	32
110	Madhya Pradesh	CHHINDWARA	MOHKHED	Saori	78.779934	21.950604	Semi Critical	60	Basalt	32
111	Madhya Pradesh	CHHINDWARA	MOHKHED	Tikari	78.854511	21.951892	Semi Critical	60	Basalt	32
112	Madhya Pradesh	CHHINDWARA	PANDHURNA	Narayan Ghat F.v.1	78.714324	21.763876	Semi Critical	60	Basalt	30
113	Madhya Pradesh	CHHINDWARA	MOHKHED	Khari	78.778907	21.881086	Semi Critical	60	Basalt	32
114	Madhya Pradesh	CHHINDWARA	MOHKHED	Nawegaon Udasi	78.851869	21.883929	Semi Critical	60	Basalt	32
115	Madhya Pradesh	CHHINDWARA	MOHKHED	Chiklikalan	78.908623	21.886368	Semi Critical	60	Basalt	32

116	Madhya Pradesh	CHHINDWARA	MOHKHED	Kukada Kirar	78.986353	21.886014	Semi Critical	60	Basalt	32
117	Madhya Pradesh	CHHINDWARA	MOHKHED	Futera Mal	78.922306	21.824067	Semi Critical	60	Basalt	32
118	Madhya Pradesh	CHHINDWARA	MOHKHED	Nishan Daryao	78.993299	21.81556	Semi Critical	60	Basalt	32
119	Madhya Pradesh	CHHINDWARA	MOHKHED	Bhiropani	78.913731	21.776655	Semi Critical	60	Basalt	32
120	Madhya Pradesh	CHHINDWARA	CHHINDWARA	Khapa Kalan	79.058138	21.904662	Critical	60	Basalt	35
121	Madhya Pradesh	CHHINDWARA	CHHINDWARA	Thaori Kalan	79.059296	21.945441	Critical	60	Basalt	35
122	Madhya Pradesh	CHHINDWARA	CHHINDWARA	Shahpura	79.110421	21.948702	Critical	60	Basalt	35
123	Madhya Pradesh	CHHINDWARA	CHHINDWARA	Matkuli	78.98589	22.014503	Critical	60	Basalt	35
124	Madhya Pradesh	CHHINDWARA	CHHINDWARA	Chanhia Kalan	79.05974	22.074655	Critical	60	Basalt	35
125	Madhya Pradesh	CHHINDWARA	CHHINDWARA	Kakai	79.121313	22.073112	Critical	60	Basalt	35
126	Madhya Pradesh	CHHINDWARA	CHHINDWARA	Dagawani Pipariya	79.126533	22.140989	Critical	60	Basalt	35
127	Madhya Pradesh	CHHINDWARA	CHHINDWARA	Seoni Megha	78.993532	22.142037	Critical	60	Basalt	35
128	Madhya Pradesh	CHHINDWARA	CHHINDWARA	Kacharia	78.938805	22.157729	Critical	60	Basalt	35
129	Madhya Pradesh	CHHINDWARA	BICHHUA	Bichavi	79.090294	21.726236	Safe	60	Basalt	46
130	Madhya Pradesh	CHHINDWARA	AMARWARA	AMARWARA	79.157203	22.293315	Safe	60	Basalt	30
131	Madhya Pradesh	DEWAS	DEWAS	Jamunya	76.055615	22.890512	Over Exploited	60	Basalt	40
132	Madhya Pradesh	DEWAS	DEWAS	Siroliya	76.121229	22.885779	Over Exploited	60	Basalt	40
133	Madhya Pradesh	DEWAS	DEWAS	Morukhed	76.190603	22.888702	Over Exploited	60	Basalt	40
134	Madhya Pradesh	DEWAS	DEWAS	Pitawali	76.119922	22.951757	Over Exploited	60	Basalt	40

135	Madhya Pradesh	DEWAS	DEWAS	Nipanya	76.052904	23.018185	Over Exploited	60	Basalt	40
136	Madhya Pradesh	DEWAS	DEWAS	Ajampur Sutarkheda	75.984861	22.952653	Over Exploited	60	Basalt	40
137	Madhya Pradesh	DEWAS	DEWAS	Sutarkheda(marethya)	76.117936	22.822403	Over Exploited	60	Basalt	40
138	Madhya Pradesh	DEWAS	DEWAS	Tigariya Goga	76.055132	22.827972	Over Exploited	60	Basalt	40
139	Madhya Pradesh	DEWAS	DEWAS	Rupatta	76.119302	22.763278	Over Exploited	60	Basalt	40
140	Madhya Pradesh	DEWAS	DEWAS	Amodiya	76.183034	22.761962	Over Exploited	60	Basalt	40
141	Madhya Pradesh	DEWAS	DEWAS	Kaladeh	76.187285	22.826185	Over Exploited	60	Basalt	40
142	Madhya Pradesh	DEWAS	DEWAS	Durgapura	76.121391	23.017714	Over Exploited	60	Basalt	40
143	Madhya Pradesh	DEWAS	DEWAS	Jawasya	75.977516	23.278813	Over Exploited	60	Basalt	40
144	Madhya Pradesh	DEWAS	TONKKHURD	Donta	76.121675	23.217591	Safe	60	Basalt	35
145	Madhya Pradesh	DEWAS	TONKKHURD	Khareli	76.199306	23.206203	Safe	60	Basalt	35
146	Madhya Pradesh	DEWAS	TONKKHURD	Lasudiya Kulmi	76.260298	23.204181	Safe	60	Basalt	35
147	Madhya Pradesh	DEWAS	TONKKHURD	Chandgarh	76.329665	23.204382	Safe	60	Basalt	35
148	Madhya Pradesh	DEWAS	TONKKHURD	Iklera	76.394253	23.14666	Safe	60	Basalt	35
149	Madhya Pradesh	DEWAS	TONKKHURD	Bhutiya Bujurg	76.327384	23.142602	Safe	60	Basalt	35
150	Madhya Pradesh	DEWAS	TONKKHURD	Amona	76.258869	23.140847	Safe	60	Basalt	35
151	Madhya Pradesh	DEWAS	TONKKHURD	Bhanwara	76.195401	23.142886	Safe	60	Basalt	35
152	Madhya Pradesh	DEWAS	TONKKHURD	Deoguradiya	76.259913	23.07363	Safe	60	Basalt	35
153	Madhya Pradesh	DEWAS	TONKKHURD	Tonkkhurd	76.200739	23.085679	Safe	60	Basalt	35

154	Madhya Pradesh	DEWAS	SONKUTCH	Bawarkhedi	76.398504	23.073236	Over Exploited	60	Basalt	40
155	Madhya Pradesh	DEWAS	SONKUTCH	Lakundi	76.531101	23.133803	Over Exploited	60	Basalt	40
156	Madhya Pradesh	DEWAS	SONKUTCH	Chhayanmena	76.458762	23.009348	Over Exploited	60	Basalt	40
157	Madhya Pradesh	DEWAS	SONKUTCH	Talod	76.395395	23.014554	Over Exploited	60	Basalt	40
158	Madhya Pradesh	DEWAS	SONKUTCH	Dhuriaram	76.33196	23.013556	Over Exploited	60	Basalt	40
159	Madhya Pradesh	DEWAS	SONKUTCH	Dharukhedi	76.257698	23.014936	Over Exploited	60	Basalt	40
160	Madhya Pradesh	DEWAS	SONKUTCH	Bhangardi	76.395554	22.948891	Over Exploited	60	Basalt	40
161	Madhya Pradesh	DEWAS	SONKUTCH	Budangaon	76.259614	22.951574	Over Exploited	60	Basalt	40
162	Madhya Pradesh	DEWAS	SONKUTCH	Abhepur	76.330788	22.893826	Over Exploited	60	Basalt	40
163	Madhya Pradesh	DEWAS	SONKUTCH	Mundlana	76.404179	22.895512	Over Exploited	60	Basalt	40
164	Madhya Pradesh	DEWAS	SONKUTCH	Badiyaraysal	76.470001	22.891055	Over Exploited	60	Basalt	40
165	Madhya Pradesh	DEWAS	SONKUTCH	Guradiyagujar	76.278414	22.910479	Over Exploited	60	Basalt	40
166	Madhya Pradesh	DEWAS	KHATEGAON	Puroni	76.946299	22.682966	Semi Critical	60	Basalt	50
167	Madhya Pradesh	DEWAS	KHATEGAON	Siralyabuzurg	76.876458	22.690438	Semi Critical	60	Basalt	50
168	Madhya Pradesh	DEWAS	KHATEGAON	Manora	76.944037	22.747896	Semi Critical	60	Basalt	50
169	Madhya Pradesh	DEWAS	KHATEGAON	Vikrampur	76.870893	22.74877	Semi Critical	60	Basalt	50
170	Madhya Pradesh	DEWAS	KHATEGAON	Satal	76.820112	22.817212	Semi Critical	60	Basalt	50
171	Madhya Pradesh	DEWAS	KHATEGAON	Junapanikhurd	77.006146	22.753765	Semi Critical	60	Basalt	50
172	Madhya Pradesh	DEWAS	KHATEGAON	Forest	76.946611	22.817191	Semi Critical	60	Basalt	50

173	Madhya Pradesh	DEWAS	DEWAS	Badoli	75.922763	23.012225	Over Exploited	60	Basalt	40
174	Madhya Pradesh	DEWAS	TONKKHURD	Amona	76.238981	23.135647	Safe	60	Basalt	40
175	Madhya Pradesh	DHAR	BADNAWAR	Tilgara	75.087075	23.078341	Over Exploited	60	Basalt	41
176	Madhya Pradesh	DHAR	BADNAWAR	Multhan	75.15756	23.079578	Over Exploited	60	Basalt	41
177	Madhya Pradesh	DHAR	BADNAWAR	Bhensola	75.027864	23.008237	Over Exploited	60	Basalt	41
178	Madhya Pradesh	DHAR	BADNAWAR	Bordi	75.014748	23.069844	Over Exploited	60	Basalt	41
179	Madhya Pradesh	DHAR	BADNAWAR	Semal Kheda	75.084734	23.018339	Over Exploited	60	Basalt	41
180	Madhya Pradesh	DHAR	BADNAWAR	Sangwi Alias Daulatpura	75.159725	23.018571	Over Exploited	60	Basalt	41
181	Madhya Pradesh	DHAR	BADNAWAR	Multhan	75.221687	23.075763	Over Exploited	60	Basalt	41
182	Madhya Pradesh	DHAR	BADNAWAR	Panchakwasa	75.290958	23.017806	Over Exploited	60	Basalt	41
183	Madhya Pradesh	DHAR	BADNAWAR	Chandwadiya	75.155524	22.958555	Over Exploited	60	Basalt	41
184	Madhya Pradesh	DHAR	BADNAWAR	Saktali	75.22882	22.956109	Over Exploited	60	Basalt	41
185	Madhya Pradesh	DHAR	BADNAWAR	Baloda	75.293466	22.956945	Over Exploited	60	Basalt	41
186	Madhya Pradesh	DHAR	BADNAWAR	Bhat Bamanda	75.291795	22.889541	Over Exploited	60	Basalt	41
187	Madhya Pradesh	DHAR	BADNAWAR	Kod	75.154431	22.891619	Over Exploited	60	Basalt	41
188	Madhya Pradesh	DHAR	BADNAWAR	Gandwada	75.156391	22.826095	Over Exploited	60	Basalt	41
189	Madhya Pradesh	DHAR	BADNAWAR	Jalod	75.294717	22.829198	Over Exploited	60	Basalt	41
190	Madhya Pradesh	DHAR	BADNAWAR	Muradka	75.366921	22.82622	Over Exploited	60	Basalt	41
191	Madhya Pradesh	DHAR	BADNAWAR	Kusawada	75.350515	22.773933	Over Exploited	60	Basalt	41

192	Madhya Pradesh	DHAR	BADNAWAR	Bamanda Kalan	75.224431	22.763318	Over Exploited	60	Basalt	41
193	Madhya Pradesh	DHAR	BADNAWAR	Panda	75.156825	22.761514	Over Exploited	60	Basalt	41
194	Madhya Pradesh	DHAR	DHAR	Tisgaon	75.293939	22.703339	Over Exploited	60	Basalt	44
195	Madhya Pradesh	DHAR	DHAR	Akaldunadhar	75.432626	22.69831	Over Exploited	60	Basalt	44
196	Madhya Pradesh	DHAR	DHAR	Badchhapra	75.494126	22.705674	Over Exploited	60	Basalt	44
197	Madhya Pradesh	DHAR	DHAR	Nawasa	75.363374	22.638616	Over Exploited	60	Basalt	44
198	Madhya Pradesh	DHAR	DHAR	Utarsee	75.358117	22.569332	Over Exploited	60	Basalt	44
199	Madhya Pradesh	DHAR	DHAR	Banediya	75.423405	22.574704	Over Exploited	60	Basalt	44
200	Madhya Pradesh	DHAR	TIRLA	Utawada	75.161761	22.632628	Critical	60	Basalt	19
201	Madhya Pradesh	DHAR	TIRLA	Ranipura	75.243658	22.5161	Critical	60	Basalt	19
202	Madhya Pradesh	DHAR	TIRLA	Badpipli	75.29572	22.514772	Critical	60	Basalt	19
203	Madhya Pradesh	DHAR	TIRLA	Suwarkhodri	75.290914	22.450905	Critical	60	Basalt	19
204	Madhya Pradesh	DHAR	TIRLA	Mandli	75.218181	22.444197	Critical	60	Basalt	19
205	Madhya Pradesh	DHAR	TIRLA	Bhurkuwa	75.154734	22.383494	Critical	60	Basalt	19
206	Madhya Pradesh	DHAR	TIRLA	Adbeli	75.224753	22.382172	Critical	60	Basalt	19
207	Madhya Pradesh	DHAR	NALCHHA	Sodpur	75.36145	22.379443	Over Exploited	60	Basalt	28
208	Madhya Pradesh	DHAR	NALCHHA	Bhiltalwada	75.292782	22.387024	Over Exploited	60	Basalt	28
209	Madhya Pradesh	DHAR	NALCHHA	Badiya	75.355972	22.32302	Over Exploited	60	Basalt	28
210	Madhya Pradesh	DHAR	NALCHHA	Mandv	75.427963	22.323466	Over Exploited	60	Basalt	28



211	Madhya Pradesh	DHAR	NALCHHA	Nalchha	75.42628	22.388586	Over Exploited	60	Basalt	28
212	Madhya Pradesh	DHAR	NALCHHA	Bachhanpur	75.49862	22.510551	Over Exploited	60	Basalt	28
213	Madhya Pradesh	DHAR	DHAR	Dedala	75.384221	22.516726	Over Exploited	60	Basalt	44
214	Madhya Pradesh	DHAR	NALCHHA	Bakankheda	75.454509	22.44503	Over Exploited	60	Basalt	28
215	Madhya Pradesh	DHAR	NALCHHA	Jalway	75.634864	22.587256	Over Exploited	60	Basalt	28
216	Madhya Pradesh	DHAR	NALCHHA	Rayan	75.566752	22.576262	Over Exploited	60	Basalt	28
217	Madhya Pradesh	DHAR	BADNAWAR	Khiledi	75.156534	22.707144	Over Exploited	60	Basalt	41
218	Madhya Pradesh	DHAR	NISARPUR	Rekti	74.807389	22.139031	Safe	60	Basalt	24
219	Madhya Pradesh	DHAR	GANDHWANI	Jahedi	75.019377	22.255798	Safe	60	Basalt	24
220	Madhya Pradesh	DHAR	UMARVAN	Dhanora	75.212075	22.259382	Safe	60	Basalt	19
221	Madhya Pradesh	DHAR	MANAWAR	Langur	75.016275	22.124346	Safe	60	Basalt	32
222	Madhya Pradesh	DHAR	UMARVAN	Isakpur Khedi	75.214196	22.181613	Safe	60	Basalt	19
223	Madhya Pradesh	DHAR	MANAWAR	Dewla	75.06199	22.191505	Safe	60	Basalt	32
224	Madhya Pradesh	DINDORI	SHAHUPURA	SHAHUPURA (MP-2)	80.682409	23.179321	Safe	60	Basalt	18
225	Madhya Pradesh	DINDORI	MENHADWANI	Padritola Mal.	80.708512	22.942856	Safe	60	Basalt	19
226	Madhya Pradesh	DINDORI	AMARPUR	Dundgariya Mal	80.957433	22.758544	Safe	60	Basalt	20
227	Madhya Pradesh	DINDORI	SAMNAPUR	Saliwada Mal	81.154616	22.663894	Safe	60	Basalt	31
228	Madhya Pradesh	DINDORI	DINDORI	Forest	81.026502	23.053475	Safe	60	Basalt	20
229	Madhya Pradesh	DINDORI	KARANJIYA	Saraiha Ryt	81.515343	22.633646	Safe	60	Basalt	25

230	Madhya Pradesh	GUNA	GUNA	Padura	77.352499	24.769419	Safe	60	Basalt	27
231	Madhya Pradesh	INDORE	MHOW	Men Mazra	75.706691	22.404062	Semi Critical	60	Basalt	52
232	Madhya Pradesh	INDORE	MHOW	Anwalipura	75.631915	22.404089	Semi Critical	60	Basalt	52
233	Madhya Pradesh	INDORE	MHOW	Gokanya Kund	75.576369	22.391424	Semi Critical	60	Basalt	52
234	Madhya Pradesh	INDORE	MHOW	Ghoda Khur	75.786027	22.388934	Semi Critical	60	Basalt	52
235	Madhya Pradesh	INDORE	MHOW	Jhikadiya Khedi	75.767621	22.436189	Semi Critical	60	Basalt	52
236	Madhya Pradesh	INDORE	MHOW	Badgonda	75.716006	22.465163	Semi Critical	60	Basalt	52
237	Madhya Pradesh	INDORE	MHOW	Indore	75.845134	22.447557	Semi Critical	60	Basalt	52
238	Madhya Pradesh	INDORE	MHOW	Indore	75.911392	22.446125	Semi Critical	60	Basalt	52
239	Madhya Pradesh	INDORE	MHOW	Indore	75.981722	22.446125	Semi Critical	60	Basalt	52
240	Madhya Pradesh	INDORE	MHOW	Indore	75.978042	22.500905	Semi Critical	60	Basalt	52
241	Madhya Pradesh	INDORE	MHOW	Indore	75.916354	22.499661	Semi Critical	60	Basalt	52
242	Madhya Pradesh	INDORE	MHOW	Imalipura	75.847231	22.508073	Semi Critical	60	Basalt	52
243	Madhya Pradesh	INDORE	MHOW	Malendi	75.778618	22.506277	Semi Critical	60	Basalt	52
244	Madhya Pradesh	INDORE	MHOW	Sihod	75.580277	22.50015	Semi Critical	60	Basalt	52
245	Madhya Pradesh	INDORE	MHOW	Kulamba	75.708042	22.571417	Semi Critical	60	Basalt	52
246	Madhya Pradesh	INDORE	MHOW	MHOW CANTT.	75.773232	22.57433	Semi Critical	60	Basalt	52
247	Madhya Pradesh	INDORE	MHOW	Gokanya	75.913916	22.567164	Semi Critical	60	Basalt	52
248	Madhya Pradesh	INDORE	INDORE	Pipalda	76.047741	22.570632	Over Exploited	60	Basalt	51

249	Madhya Pradesh	INDORE	INDORE	Tinchha	75.986637	22.574768	Over Exploited	60	Basalt	51
250	Madhya Pradesh	INDORE	INDORE	Kampel	76.051706	22.637022	Over Exploited	60	Basalt	51
251	Madhya Pradesh	INDORE	INDORE	Baroda Daulat	76.0486	22.759696	Over Exploited	60	Basalt	51
252	Madhya Pradesh	INDORE	INDORE	Nahar Jhabua	76.186239	22.647866	Over Exploited	60	Basalt	51
253	Madhya Pradesh	INDORE	DEPALPUR	Dhureri	75.568747	22.69939	Over Exploited	60	Basalt	59
254	Madhya Pradesh	INDORE	DEPALPUR	Chiklonda	75.567904	22.765698	Over Exploited	60	Basalt	59
255	Madhya Pradesh	INDORE	DEPALPUR	Gohan	75.63659	22.761813	Over Exploited	60	Basalt	59
256	Madhya Pradesh	INDORE	DEPALPUR	Sater	75.499099	22.891285	Over Exploited	60	Basalt	59
257	Madhya Pradesh	INDORE	DEPALPUR	Parinalwasa	75.571612	23.024082	Over Exploited	60	Basalt	59
258	Madhya Pradesh	INDORE	DEPALPUR	Dhanya	75.447845	22.826553	Over Exploited	60	Basalt	59
259	Madhya Pradesh	INDORE	SAWER	Balodatakun	75.775398	22.886128	Over Exploited	60	Basalt	49
260	Madhya Pradesh	INDORE	SAWER	Aatkya	75.843851	22.890064	Over Exploited	60	Basalt	49
261	Madhya Pradesh	INDORE	SAWER	Brahman Pipalya	75.919699	22.89307	Over Exploited	60	Basalt	49
262	Madhya Pradesh	INDORE	SAWER	Solsindi	75.915513	22.958209	Over Exploited	60	Basalt	49
263	Madhya Pradesh	INDORE	MHOW	Badgaon	75.633387	22.444208	Over Exploited	60	Basalt	52
264	Madhya Pradesh	INDORE	MHOW	Julwaniya	75.578496	22.446415	Over Exploited	60	Basalt	52
265	Madhya Pradesh	INDORE	MHOW	Kelod	75.710172	22.513934	Over Exploited	60	Basalt	52
266	Madhya Pradesh	INDORE	INDORE	Jamnya Khurd	75.976006	22.644408	Over Exploited	60	Basalt	51
267	Madhya Pradesh	INDORE	INDORE	RAU	75.84822	22.642979	Over Exploited	60	Basalt	51

268	Madhya Pradesh	INDORE	INDORE	Badia Keema	75.971947	22.698722	Over Exploited	60	Basalt	51
269	Madhya Pradesh	INDORE	INDORE	Jamburdi Hapsi	75.775234	22.762602	Over Exploited	60	Basalt	51
270	Madhya Pradesh	INDORE	SAWER	Alwasa	75.847653	22.829014	Over Exploited	60	Basalt	49
271	Madhya Pradesh	INDORE	SAWER	Dhabli	75.913733	22.835009	Over Exploited	60	Basalt	49
272	Madhya Pradesh	INDORE	SAWER	Kadwali Buzurg	75.978073	22.837012	Over Exploited	60	Basalt	49
273	Madhya Pradesh	INDORE	INDORE	INDORE	75.913256	22.763462	Over Exploited	60	Basalt	51
274	Madhya Pradesh	INDORE	INDORE	Nawda Panth	75.780071	22.708517	Over Exploited	60	Basalt	51
275	Madhya Pradesh	INDORE	DEPALPUR	Machal	75.711478	22.700887	Over Exploited	60	Basalt	59
276	Madhya Pradesh	INDORE	INDORE	Palda	75.920481	22.690281	Over Exploited	60	Basalt	51
277	Madhya Pradesh	INDORE	SAWER	Aibi Khedi	75.710534	22.890193	Over Exploited	60	Basalt	49
278	Madhya Pradesh	INDORE	SAWER	Khalkhala	75.704426	22.953423	Over Exploited	60	Basalt	49
279	Madhya Pradesh	INDORE	SAWER	Panod	75.849356	23.015617	Over Exploited	60	Basalt	49
280	Madhya Pradesh	INDORE	SAWER	Budhanya Panth	75.656405	23.008783	Over Exploited	60	Basalt	49
281	Madhya Pradesh	INDORE	SAWER	Sagwal	75.782336	22.842156	Over Exploited	60	Basalt	49
282	Madhya Pradesh	INDORE	DEPALPUR	Amba Khedi	75.71213	22.804687	Over Exploited	60	Basalt	59
283	Madhya Pradesh	INDORE	INDORE	Palakhedi	75.800251	22.80135	Over Exploited	60	Basalt	51
284	Madhya Pradesh	INDORE	SAWER	Bhangya	75.887046	22.802559	Over Exploited	60	Basalt	49
285	Madhya Pradesh	INDORE	SAWER	Panchderiya	75.885059	22.84301	Over Exploited	60	Basalt	49
286	Madhya Pradesh	INDORE	INDORE	Panod	75.974726	22.80163	Over Exploited	60	Basalt	51

287	Madhya Pradesh	INDORE	DEPALPUR	Boriya	75.713055	22.722966	Over Exploited	60	Basalt	59
288	Madhya Pradesh	INDORE	DEPALPUR	Singawda	75.713254	22.761322	Over Exploited	60	Basalt	59
289	Madhya Pradesh	INDORE	INDORE	Bangarda Bada	75.801358	22.76007	Over Exploited	60	Basalt	51
290	Madhya Pradesh	INDORE	INDORE	INDORE	75.887239	22.762951	Over Exploited	60	Basalt	51
291	Madhya Pradesh	INDORE	INDORE	Jhalaria	75.958267	22.762958	Over Exploited	60	Basalt	51
292	Madhya Pradesh	INDORE	INDORE	Kanadia	75.973271	22.723261	Over Exploited	60	Basalt	51
293	Madhya Pradesh	INDORE	INDORE	INDORE	75.929219	22.721856	Over Exploited	60	Basalt	51
294	Madhya Pradesh	INDORE	INDORE	INDORE	75.844329	22.729831	Over Exploited	60	Basalt	51
295	Madhya Pradesh	INDORE	INDORE	Sindoda (talawali Kachra )	75.796861	22.682129	Over Exploited	60	Basalt	51
296	Madhya Pradesh	INDORE	DEPALPUR	Dharwara	75.753696	22.676084	Over Exploited	60	Basalt	59
297	Madhya Pradesh	INDORE	INDORE	Hukama Khedi	75.843568	22.678971	Over Exploited	60	Basalt	51
298	Madhya Pradesh	INDORE	INDORE	Bilawali	75.887165	22.681654	Over Exploited	60	Basalt	51
299	Madhya Pradesh	INDORE	INDORE	Mirjapur	75.929566	22.640139	Over Exploited	60	Basalt	51
300	Madhya Pradesh	INDORE	MHOW	Datoda	75.887583	22.607024	Semi Critical	60	Basalt	52
301	Madhya Pradesh	INDORE	MHOW	MHOW CANTT.	75.796848	22.60208	Semi Critical	60	Basalt	52
302	Madhya Pradesh	INDORE	MHOW	Bheslay	75.766143	22.65226	Semi Critical	60	Basalt	52
303	Madhya Pradesh	INDORE	INDORE	Rinjai	75.759812	22.726086	Over Exploited	60	Basalt	51
304	Madhya Pradesh	INDORE	INDORE	Sinhasa (baroda Sindhi )	75.798922	22.727563	Over Exploited	60	Basalt	51
305	Madhya Pradesh	INDORE	SAWER	Kankariya Bordiya	75.759539	22.839072	Over Exploited	60	Basalt	49

306	Madhya Pradesh	JABALPUR	JABALPUR	G.C.F. JABALPUR	79.987525	23.134706	Critical	60	Basalt	40
307	Madhya Pradesh	JABALPUR	JABALPUR	Saliwada	79.948564	23.097748	Safe	60	Basalt	40
308	Madhya Pradesh	JABALPUR	JABALPUR	Pipariya Kalan	79.975507	23.090762	Safe	60	Basalt	40
309	Madhya Pradesh	JABALPUR	PANAGAR	Chakdchi	80.030427	23.166953	Safe	60	Basalt	22
310	Madhya Pradesh	JABALPUR	SHAHPURA	Pipariya	79.684088	22.971533	Safe	60	Basalt	25
311	Madhya Pradesh	JABALPUR	JABALPUR	Raipura	79.829875	22.940438	Safe	60	Basalt	40
312	Madhya Pradesh	JABALPUR	JABALPUR	Chhapara	79.765623	22.887324	Safe	60	Basalt	40
313	Madhya Pradesh	JABALPUR	JABALPUR	Forest	79.847395	22.837421	Safe	60	Basalt	40
314	Madhya Pradesh	JHABUA	JHABUA	Talawali	74.663022	22.824761	Semi Critical	60	Basalt	24
315	Madhya Pradesh	JHABUA	JHABUA	Amlipathar	74.662873	22.885371	Semi Critical	60	Basalt	24
316	Madhya Pradesh	JHABUA	JHABUA	Deojharipanda	74.665504	22.759849	Semi Critical	60	Basalt	24
317	Madhya Pradesh	JHABUA	THANDLA	Kaldela	74.596177	23.085011	Safe	60	Basalt	54
318	Madhya Pradesh	JHABUA	RAMA	Bochaka	74.73667	22.734	Safe	60	Basalt	24
319	Madhya Pradesh	KHARGONE	KHARGONE	Dongargaon	75.367905	21.933713	Safe	60	Basalt	37
320	Madhya Pradesh	KHARGONE	KHARGONE	Likkhi	75.430211	21.929089	Safe	60	Basalt	37
321	Madhya Pradesh	KHARGONE	KHARGONE	Davlatpipari	75.432679	21.864478	Safe	60	Basalt	37
322	Madhya Pradesh	KHARGONE	KHARGONE	Raibid	75.435167	21.806824	Safe	60	Basalt	37
323	Madhya Pradesh	KHARGONE	KHARGONE	Dalka	75.499027	21.806643	Safe	60	Basalt	37
324	Madhya Pradesh	KHARGONE	KHARGONE	Bediyapura	75.489227	21.74157	Safe	60	Basalt	37

325	Madhya Pradesh	KHARGONE	KHARGONE	Jamshedpura	75.553321	21.809949	Safe	60	Basalt	37
326	Madhya Pradesh	KHARGONE	KHARGONE	Kisanpura	75.564725	21.868054	Safe	60	Basalt	37
327	Madhya Pradesh	KHARGONE	KHARGONE	Pipari	75.497861	21.864002	Safe	60	Basalt	37
328	Madhya Pradesh	KHARGONE	KHARGONE	Rampura [rajur]	75.496738	21.926552	Safe	60	Basalt	37
329	Madhya Pradesh	KHARGONE	KHARGONE	Idaratpur	75.570898	21.920474	Safe	60	Basalt	37
330	Madhya Pradesh	KHARGONE	BHAGWANPURA	Gopalpura	75.609989	21.59557	Safe	60	Basalt	32
331	Madhya Pradesh	KHARGONE	SEGAON	Panali	75.358705	21.812771	Safe	60	Basalt	18
332	Madhya Pradesh	KHARGONE	KASRAWAD	Gopalpura	75.59257	22.036884	Semi Critical	60	Basalt	24
333	Madhya Pradesh	KHARGONE	JHIRANYA	Nahaldari	75.940689	21.594123	Safe	60	Basalt	32
334	Madhya Pradesh	KHARGONE	MAHESHWAR	Mohanya	75.843805	22.312849	Safe	60	Basalt	24
335	Madhya Pradesh	KHARGONE	BARWAHA	Kharkua	75.966094	22.371417	Safe	60	Basalt	24
336	Madhya Pradesh	MANDLA	BIJADANDI	Kurkuti	80.140482	22.961474	Safe	60	Basalt	17
337	Madhya Pradesh	MANDLA	NARAYANGANJ	Majhgaon (meli)	80.314378	22.863785	Safe	60	Basalt	16
338	Madhya Pradesh	MANDLA	MOHGAON	Baniyatara	80.590004	22.765299	Safe	60	Basalt	20
339	Madhya Pradesh	MANDLA	MANDLA	Gonjhi Mal	80.374224	22.631177	Safe	60	Basalt	22
340	Madhya Pradesh	MANDLA	GHUGHARI	Patan	80.775151	22.683962	Safe	60	Basalt	24
341	Madhya Pradesh	MANDSAUR	BHANPURA	Kohla	75.704144	24.550666	Critical	60	Basalt	37
342	Madhya Pradesh	MANDSAUR	BHANPURA	Khajurna	75.7873	24.486747	Critical	60	Basalt	37
343	Madhya Pradesh	MANDSAUR	BHANPURA	Borda	75.845524	24.486971	Critical	60	Basalt	37

344	Madhya Pradesh	MANDSAUR	BHANPURA	Bhensoda	75.854548	24.429871	Critical	60	Basalt	37
345	Madhya Pradesh	MANDSAUR	BHANPURA	Paronya	75.731092	24.428366	Critical	60	Basalt	37
346	Madhya Pradesh	MANDSAUR	BHANPURA	Udalyakhedi	75.437056	24.293851	Critical	60	Basalt	37
347	Madhya Pradesh	MANDSAUR	BHANPURA	Kohla	75.704144	24.550666	Critical	60	Basalt	37
348	Madhya Pradesh	MANDSAUR	BHANPURA	Khajurna	75.7873	24.486747	Critical	60	Basalt	37
349	Madhya Pradesh	MANDSAUR	BHANPURA	Borda	75.845524	24.486971	Critical	60	Basalt	37
350	Madhya Pradesh	MANDSAUR	BHANPURA	Bhensoda	75.854548	24.429871	Critical	60	Basalt	37
351	Madhya Pradesh	MANDSAUR	BHANPURA	Paronya	75.731092	24.428366	Critical	60	Basalt	37
352	Madhya Pradesh	MANDSAUR	GAROTH	Kurlasi	75.716364	24.360068	Semi Critical	60	Basalt	50
353	Madhya Pradesh	MANDSAUR	GAROTH	GAROTH	75.64439	24.359718	Semi Critical	60	Basalt	50
354	Madhya Pradesh	MANDSAUR	GAROTH	Barkheda Gangasa	75.556975	24.355355	Semi Critical	60	Basalt	50
355	Madhya Pradesh	MANDSAUR	GAROTH	Dethalibuzurg	75.516605	24.36088	Semi Critical	60	Basalt	50
356	Madhya Pradesh	MANDSAUR	GAROTH	Lasudiya	75.50312	24.293646	Semi Critical	60	Basalt	50
357	Madhya Pradesh	MANDSAUR	GAROTH	Udalyakhedi	75.437056	24.293851	Semi Critical	60	Basalt	50
358	Madhya Pradesh	MANDSAUR	GAROTH	Tolakhedi	75.436854	24.234645	Semi Critical	60	Basalt	50
359	Madhya Pradesh	MANDSAUR	GAROTH	Barkheda Nayak	75.509479	24.231728	Semi Critical	60	Basalt	50
360	Madhya Pradesh	MANDSAUR	GAROTH	Khajuri Runda	75.575067	24.296082	Semi Critical	60	Basalt	50
361	Madhya Pradesh	MANDSAUR	GAROTH	Baradiya Puna	75.573315	24.232847	Semi Critical	60	Basalt	50
362	Madhya Pradesh	MANDSAUR	GAROTH	Dhablagujar	75.649604	24.229849	Semi Critical	60	Basalt	50



363	Madhya Pradesh	MANDSAUR	GAROTH	Khajuri Panth	75.714172	24.230905	Semi Critical	60	Basalt	50
364	Madhya Pradesh	MANDSAUR	GAROTH	Piplyaghata	75.783155	24.23393	Semi Critical	60	Basalt	50
365	Madhya Pradesh	MANDSAUR	GAROTH	Kothada Buzurg	75.779802	24.285751	Semi Critical	60	Basalt	50
366	Madhya Pradesh	MANDSAUR	GAROTH	Pawti	75.703504	24.292178	Semi Critical	60	Basalt	50
367	Madhya Pradesh	MANDSAUR	GAROTH	Dasoriya	75.642585	24.29312	Semi Critical	60	Basalt	50
368	Madhya Pradesh	MANDSAUR	GAROTH	Makdichaoda	75.574559	24.183055	Semi Critical	60	Basalt	50
369	Madhya Pradesh	MANDSAUR	GAROTH	Asawati	75.510716	24.173863	Semi Critical	60	Basalt	50
370	Madhya Pradesh	MANDSAUR	GAROTH	Dhaturiya	75.722003	24.188483	Semi Critical	60	Basalt	50
371	Madhya Pradesh	MANDSAUR	SITAMAU	Dhamanya	75.571997	24.101656	Over Exploited	60	Basalt	55
372	Madhya Pradesh	MANDSAUR	SITAMAU	Antraliya	75.713454	24.101734	Over Exploited	60	Basalt	55
373	Madhya Pradesh	MANDSAUR	SITAMAU	Bharpur	75.773929	24.042235	Over Exploited	60	Basalt	55
374	Madhya Pradesh	MANDSAUR	SITAMAU	Gardankhedi	75.716042	24.039825	Over Exploited	60	Basalt	55
375	Madhya Pradesh	MANDSAUR	SITAMAU	Gudha	75.574647	24.038402	Over Exploited	60	Basalt	55
376	Madhya Pradesh	MANDSAUR	SITAMAU	Rahimgarh	75.509729	24.10995	Over Exploited	60	Basalt	55
377	Madhya Pradesh	MANDSAUR	SITAMAU	Jamunya	75.633658	24.120924	Over Exploited	60	Basalt	55
378	Madhya Pradesh	MANDSAUR	SITAMAU	Kotdabhadur	75.359624	24.166893	Over Exploited	60	Basalt	55
379	Madhya Pradesh	MANDSAUR	SITAMAU	Khajurichandrawat	75.287782	24.177811	Over Exploited	60	Basalt	55
380	Madhya Pradesh	MANDSAUR	SITAMAU	Lakhuiplyya	75.446865	24.159935	Over Exploited	60	Basalt	55
381	Madhya Pradesh	MANDSAUR	SITAMAU	Rawti	75.298314	23.975271	Over Exploited	60	Basalt	55

382	Madhya Pradesh	MANDSAUR	SITAMAU	Piplya (jagir)	75.431388	23.917092	Over Exploited	60	Basalt	55
383	Madhya Pradesh	MANDSAUR	SITAMAU	Kundla	75.34849	23.845309	Over Exploited	60	Basalt	55
384	Madhya Pradesh	MANDSAUR	SITAMAU	Nandawata	74.964857	23.964302	Over Exploited	60	Basalt	55
385	Madhya Pradesh	MANDSAUR	SITAMAU	Ramakhedi	75.395996	24.071264	Over Exploited	60	Basalt	55
386	Madhya Pradesh	MANDSAUR	MALHARGARH	Kalyakhedi	75.161304	24.300099	Critical	60	Basalt	49
387	Madhya Pradesh	MANDSAUR	MALHARGARH	Gudbheli (narayangarhwali)	75.089344	24.304592	Critical	60	Basalt	49
388	Madhya Pradesh	MANDSAUR	MALHARGARH	Barkheda(deodoongri)	75.02525	24.355052	Critical	60	Basalt	49
389	Madhya Pradesh	MANDSAUR	MALHARGARH	Mindlakheda	75.089253	24.173236	Critical	60	Basalt	49
390	Madhya Pradesh	MANDSAUR	MALHARGARH	Rinchha	75.08628	24.244736	Critical	60	Basalt	49
391	Madhya Pradesh	MANDSAUR	MALHARGARH	Billaud	75.225894	24.234062	Critical	60	Basalt	49
392	Madhya Pradesh	MANDSAUR	MALHARGARH	Sarwaniya	75.226603	24.29281	Critical	60	Basalt	49
393	Madhya Pradesh	MANDSAUR	MALHARGARH	Dewakhada	75.294799	24.234498	Critical	60	Basalt	49
394	Madhya Pradesh	MANDSAUR	MALHARGARH	Pipalkhedi	75.306397	24.28214	Critical	60	Basalt	49
395	Madhya Pradesh	MANDSAUR	MANDSAUR	Hansali	75.159241	24.099463	Over Exploited	60	Basalt	59
396	Madhya Pradesh	MANDSAUR	MANDSAUR	Kolwa	75.156897	24.157662	Over Exploited	60	Basalt	59
397	Madhya Pradesh	MANDSAUR	MANDSAUR	Abjalpur	75.229067	23.9791	Over Exploited	60	Basalt	59
398	Madhya Pradesh	MANDSAUR	MANDSAUR	Dorana	75.022763	23.976498	Over Exploited	60	Basalt	59
399	Madhya Pradesh	MANDSAUR	MANDSAUR	Dilawara	75.01855	24.045782	Over Exploited	60	Basalt	59
400	Madhya Pradesh	MANDSAUR	MANDSAUR	Bhardawad	74.96423	24.052984	Over Exploited	60	Basalt	59

401	Madhya Pradesh	MANDSAUR	MANDSAUR	Nandawata	74.964857	23.964302	Over Exploited	60	Basalt	59
402	Madhya Pradesh	MANDSAUR	MANDSAUR	Chousla	74.952812	23.916077	Over Exploited	60	Basalt	59
403	Madhya Pradesh	MANDSAUR	MANDSAUR	Rakoda	75.01612	23.916638	Over Exploited	60	Basalt	59
404	Madhya Pradesh	MANDSAUR	MANDSAUR	Elchi	75.080031	23.916064	Over Exploited	60	Basalt	59
405	Madhya Pradesh	MANDSAUR	MANDSAUR	Khajurijanina	75.22714	23.912591	Over Exploited	60	Basalt	59
406	Madhya Pradesh	MANDSAUR	MANDSAUR	Bhaugarh	74.940501	23.844767	Over Exploited	60	Basalt	59
407	Madhya Pradesh	MANDSAUR	MANDSAUR	Sarsod	75.086893	23.850295	Over Exploited	60	Basalt	59
408	Madhya Pradesh	MANDSAUR	MANDSAUR	Bhawata	75.225486	23.867332	Over Exploited	60	Basalt	59
409	Madhya Pradesh	MANDSAUR	MANDSAUR	Lasudiya	75.282094	23.85394	Over Exploited	60	Basalt	59
410	Madhya Pradesh	MANDSAUR	MANDSAUR	Nandwel	74.948351	23.796562	Over Exploited	60	Basalt	59
411	Madhya Pradesh	MANDSAUR	SITAMAU	Patlasikalan	75.324479	23.939188	Over Exploited	60	Basalt	55
412	Madhya Pradesh	MANDSAUR	SITAMAU	Guradiyabamni	75.715536	23.978235	Over Exploited	60	Basalt	55
413	Madhya Pradesh	NARSINGHPUR	NARSINGHPUR	Kodras Kalan	79.332246	22.65055	Semi Critical	60	Basalt	53
414	Madhya Pradesh	NARSINGHPUR	NARSINGHPUR	Nariya	79.367903	22.703342	Semi Critical	60	Basalt	53
415	Madhya Pradesh	NARSINGHPUR	NARSINGHPUR	Gour Chhapar	79.280076	22.711455	Semi Critical	60	Basalt	53
416	Madhya Pradesh	NARSINGHPUR	NARSINGHPUR	Patha Pipariya	79.416405	22.770102	Semi Critical	60	Basalt	53
417	Madhya Pradesh	NARSINGHPUR	NARSINGHPUR	Mundrai Kalan	79.291792	22.764906	Semi Critical	60	Basalt	53
418	Madhya Pradesh	NARSINGHPUR	NARSINGHPUR	Forest	79.502186	22.746199	Semi Critical	60	Basalt	53
419	Madhya Pradesh	NARSINGHPUR	NARSINGHPUR	Forest	79.359527	22.755899	Semi Critical	60	Basalt	53

420	Madhya Pradesh	NEEMUCH	JAWAD	Depalpura	75.081453	24.558332	Over Exploited	60	Basalt	54
421	Madhya Pradesh	NEEMUCH	NEEMUCH	Dudarsi	74.810981	24.499608	Over Exploited	60	Basalt	32
422	Madhya Pradesh	NEEMUCH	NEEMUCH	NEEMUCH	74.891696	24.484165	Over Exploited	60	Basalt	32
423	Madhya Pradesh	NEEMUCH	NEEMUCH	Rewalidewali	74.947717	24.487017	Over Exploited	60	Basalt	32
424	Madhya Pradesh	NEEMUCH	NEEMUCH	Rampuriya	75.021215	24.487495	Over Exploited	60	Basalt	32
425	Madhya Pradesh	NEEMUCH	NEEMUCH	Chadoli	75.021226	24.550523	Over Exploited	60	Basalt	32
426	Madhya Pradesh	NEEMUCH	NEEMUCH	Bholyawas	74.878791	24.54248	Over Exploited	60	Basalt	32
427	Madhya Pradesh	NEEMUCH	NEEMUCH	Lasuditanwar	75.085973	24.481828	Over Exploited	60	Basalt	32
428	Madhya Pradesh	NEEMUCH	NEEMUCH	Mansakhedi	75.081309	24.422565	Over Exploited	60	Basalt	32
429	Madhya Pradesh	NEEMUCH	NEEMUCH	Sakrani	75.023773	24.423526	Over Exploited	60	Basalt	32
430	Madhya Pradesh	NEEMUCH	NEEMUCH	Bhatkhedi	74.946716	24.422107	Over Exploited	60	Basalt	32
431	Madhya Pradesh	NEEMUCH	NEEMUCH	Akli	74.88404	24.425835	Over Exploited	60	Basalt	32
432	Madhya Pradesh	NEEMUCH	NEEMUCH	Peeth	74.874862	24.355744	Over Exploited	60	Basalt	32
433	Madhya Pradesh	NEEMUCH	NEEMUCH	Barkhedasondhiya	74.946742	24.361431	Over Exploited	60	Basalt	32
434	Madhya Pradesh	NEEMUCH	NEEMUCH	Parasali	74.871327	24.297415	Over Exploited	60	Basalt	32
435	Madhya Pradesh	NEEMUCH	NEEMUCH	Kunchdod	74.943171	24.309219	Over Exploited	60	Basalt	32
436	Madhya Pradesh	NEEMUCH	NEEMUCH	Bordiyakhurd	75.083845	24.372705	Over Exploited	60	Basalt	32
437	Madhya Pradesh	NEEMUCH	MANASA	Hanspur	75.209459	24.484015	Semi Critical	60	Basalt	36
438	Madhya Pradesh	NEEMUCH	MANASA	Dhakani	75.15672	24.424436	Semi Critical	60	Basalt	36

439	Madhya Pradesh	NEEMUCH	MANASA	Chaplana	75.227775	24.419526	Semi Critical	60	Basalt	36
440	Madhya Pradesh	NEEMUCH	MANASA	Ratanpura	75.298845	24.423619	Semi Critical	60	Basalt	36
441	Madhya Pradesh	NEEMUCH	MANASA	Manoti	75.436371	24.425695	Semi Critical	60	Basalt	36
442	Madhya Pradesh	NEEMUCH	MANASA	Chachor	75.367881	24.405394	Semi Critical	60	Basalt	36
443	Madhya Pradesh	NEEMUCH	MANASA	Ambakhedikhurd	75.227011	24.359884	Semi Critical	60	Basalt	36
444	Madhya Pradesh	NEEMUCH	MANASA	Kundla	75.300684	24.366382	Semi Critical	60	Basalt	36
445	Madhya Pradesh	NEEMUCH	MANASA	Lotwas	75.375987	24.349649	Semi Critical	60	Basalt	36
446	Madhya Pradesh	NEEMUCH	MANASA	Rupawas	75.15664	24.35937	Semi Critical	60	Basalt	36
447	Madhya Pradesh	RAISEN	GOHAGANJ	Bamuliya Pawas	77.504118	23.064368	Safe	60	Basalt	29
448	Madhya Pradesh	RAISEN	GOHAGANJ	Premtalab	77.569125	23.000539	Safe	60	Basalt	29
449	Madhya Pradesh	RAISEN	GOHAGANJ	Kodiya	77.582546	23.061593	Safe	60	Basalt	29
450	Madhya Pradesh	RAISEN	GOHAGANJ	Ashapuri	77.635664	23.060715	Safe	60	Basalt	29
451	Madhya Pradesh	RAISEN	GOHAGANJ	Dangarwasa	77.710842	23.059443	Safe	60	Basalt	29
452	Madhya Pradesh	RAISEN	GOHAGANJ	Kalakheda	77.637494	23.196082	Safe	60	Basalt	29
453	Madhya Pradesh	RAISEN	GOHAGANJ	Samnapur Kalan	77.786248	23.069476	Safe	60	Basalt	29
454	Madhya Pradesh	RAISEN	GOHAGANJ	Gadha	77.852911	23.129548	Safe	60	Basalt	29
455	Madhya Pradesh	RAISEN	GOHAGANJ	Khamriya Dimawas	77.92316	23.125991	Safe	60	Basalt	29
456	Madhya Pradesh	RAISEN	GOHAGANJ	Kasaghati	77.933155	23.171938	Safe	60	Basalt	29
457	Madhya Pradesh	RAISEN	GOHAGANJ	Hirdua	77.982009	23.124889	Safe	60	Basalt	29

458	Madhya Pradesh	RAISEN	UDAIPURA	Bhopatpur	78.55708	23.10424	Safe	60	Basalt	24
459	Madhya Pradesh	RAISEN	SILWANI	Dungariya Kalan	78.463581	23.27219	Safe	60	Basalt	21
460	Madhya Pradesh	RAJGARH	SARANGPUR	Bapchaya	76.476624	23.713885	Critical	60	Basalt	40
461	Madhya Pradesh	RAJGARH	SARANGPUR	Nipanyatula	76.47295	23.780632	Critical	60	Basalt	40
462	Madhya Pradesh	RAJGARH	SARANGPUR	Kherkhedi	76.403729	23.776184	Critical	60	Basalt	40
463	Madhya Pradesh	RAJGARH	SARANGPUR	Rajpura	76.40392	23.845442	Critical	60	Basalt	40
464	Madhya Pradesh	RAJGARH	SARANGPUR	Mundla Lodha	76.471465	23.845321	Critical	60	Basalt	40
465	Madhya Pradesh	RAJGARH	SARANGPUR	Mundia Mau	76.541789	23.846161	Critical	60	Basalt	40
466	Madhya Pradesh	RAJGARH	SARANGPUR	Panda	76.547641	23.779392	Critical	60	Basalt	40
467	Madhya Pradesh	RAJGARH	SARANGPUR	Sultania	76.615469	23.715552	Critical	60	Basalt	40
468	Madhya Pradesh	RAJGARH	SARANGPUR	Haluhedi Khurd	76.677938	23.71336	Critical	60	Basalt	40
469	Madhya Pradesh	RAJGARH	SARANGPUR	Haluhedi Khurd	76.679485	23.661402	Critical	60	Basalt	40
470	Madhya Pradesh	RAJGARH	SARANGPUR	Mangyakhedi	76.612394	23.64531	Critical	60	Basalt	40
471	Madhya Pradesh	RAJGARH	SARANGPUR	Golaota	76.541152	23.651127	Critical	60	Basalt	40
472	Madhya Pradesh	RAJGARH	SARANGPUR	Bilodapal	76.473675	23.648218	Critical	60	Basalt	40
473	Madhya Pradesh	RAJGARH	JIRAPUR	Banda	76.26807	24.164404	Semi Critical	60	Basalt	60
474	Madhya Pradesh	RAJGARH	JIRAPUR	Kachnariya	76.333565	24.164355	Semi Critical	60	Basalt	60
475	Madhya Pradesh	RAJGARH	JIRAPUR	Lakhoni	76.420131	24.162555	Semi Critical	60	Basalt	60
476	Madhya Pradesh	RAJGARH	KHILCHIPUR	Ganeshpura	76.486768	24.165485	Semi Critical	60	Basalt	19

477	Madhya Pradesh	RAJGARH	JIRAPUR	Gadiya	76.339172	24.222869	Semi Critical	60	Basalt	60
478	Madhya Pradesh	RAJGARH	JIRAPUR	Dhanoda	76.243524	24.208912	Semi Critical	60	Basalt	60
479	Madhya Pradesh	RAJGARH	JIRAPUR	Mohli	76.268542	24.099724	Semi Critical	60	Basalt	60
480	Madhya Pradesh	RAJGARH	JIRAPUR	Harigarh	76.404458	24.099554	Semi Critical	60	Basalt	60
481	Madhya Pradesh	RAJGARH	JIRAPUR	Shivpuri	76.476573	24.099384	Semi Critical	60	Basalt	60
482	Madhya Pradesh	RAJGARH	JIRAPUR	Manya Khedi	76.410384	24.032788	Semi Critical	60	Basalt	60
483	Madhya Pradesh	RAJGARH	JIRAPUR	Ubhapan	76.273451	24.035007	Semi Critical	60	Basalt	60
484	Madhya Pradesh	RAJGARH	JIRAPUR	Lalia Khedi	76.341525	23.96924	Semi Critical	60	Basalt	60
485	Madhya Pradesh	RAJGARH	JIRAPUR	Hari Pura	76.275146	23.982029	Semi Critical	60	Basalt	60
486	Madhya Pradesh	RAJGARH	JIRAPUR	Rupaheda	76.405806	23.968665	Semi Critical	60	Basalt	60
487	Madhya Pradesh	RAJGARH	KHILCHIPUR	Gul Khedi	76.547123	24.153681	Semi Critical	60	Basalt	19
488	Madhya Pradesh	RAJGARH	KHILCHIPUR	Pura Kulipura	76.615444	24.158575	Semi Critical	60	Basalt	19
489	Madhya Pradesh	RAJGARH	KHILCHIPUR	Richhariya	76.612966	24.226325	Semi Critical	60	Basalt	19
490	Madhya Pradesh	RAJGARH	KHILCHIPUR	Chamari	76.676919	24.233781	Semi Critical	60	Basalt	19
491	Madhya Pradesh	RAJGARH	KHILCHIPUR	Singanpur	76.692025	24.158254	Semi Critical	60	Basalt	19
492	Madhya Pradesh	RAJGARH	KHILCHIPUR	Khokriya	76.676834	24.099863	Semi Critical	60	Basalt	19
493	Madhya Pradesh	RAJGARH	KHILCHIPUR	Dalupurya	76.617475	24.099485	Semi Critical	60	Basalt	19
494	Madhya Pradesh	RAJGARH	KHILCHIPUR	Ambabey	76.5415	24.101289	Semi Critical	60	Basalt	19
495	Madhya Pradesh	RAJGARH	KHILCHIPUR	Moya Khedi	76.541202	24.03	Semi Critical	60	Basalt	19

496	Madhya Pradesh	RAJGARH	KHILCHIPUR	Shampura	76.618837	24.031236	Semi Critical	60	Basalt	19
497	Madhya Pradesh	RAJGARH	KHILCHIPUR	Karanpura	76.607017	23.972291	Semi Critical	60	Basalt	19
498	Madhya Pradesh	RAJGARH	KHILCHIPUR	Devakhedi	76.543787	23.967848	Semi Critical	60	Basalt	19
499	Madhya Pradesh	RAJGARH	KHILCHIPUR	Ranara	76.476192	23.969022	Semi Critical	60	Basalt	19
500	Madhya Pradesh	RAJGARH	KHILCHIPUR	Khata Khedi	76.478832	23.908906	Semi Critical	60	Basalt	19
501	Madhya Pradesh	RAJGARH	KHILCHIPUR	Daryapur	76.546371	23.905696	Semi Critical	60	Basalt	19
502	Madhya Pradesh	RAJGARH	JIRAPUR	Semala	76.33977	23.906616	Semi Critical	60	Basalt	60
503	Madhya Pradesh	RAJGARH	JIRAPUR	Naiheda	76.345528	24.03439	Semi Critical	60	Basalt	60
504	Madhya Pradesh	RAJGARH	BIAORA	Jagnyapura	76.972034	24.024577	Semi Critical	60	Basalt	29
505	Madhya Pradesh	RAJGARH	BIAORA	Lalpuria	77.035444	24.028026	Semi Critical	60	Basalt	29
506	Madhya Pradesh	RAJGARH	BIAORA	Harnathpura	77.103417	24.025396	Semi Critical	60	Basalt	29
507	Madhya Pradesh	RAJGARH	BIAORA	Khanota	77.168647	24.026197	Semi Critical	60	Basalt	29
508	Madhya Pradesh	RAJGARH	BIAORA	Berad	77.164736	23.959506	Semi Critical	60	Basalt	29
509	Madhya Pradesh	RAJGARH	BIAORA	Pardhani Kundal	77.100526	23.96211	Semi Critical	60	Basalt	29
510	Madhya Pradesh	RAJGARH	BIAORA	Silpati Barbal	77.03256	23.963025	Semi Critical	60	Basalt	29
511	Madhya Pradesh	RAJGARH	BIAORA	Kasor Kalan	76.96265	23.9588	Semi Critical	60	Basalt	29
512	Madhya Pradesh	RAJGARH	BIAORA	Gujar Khedi	76.890025	23.959712	Semi Critical	60	Basalt	29
513	Madhya Pradesh	RAJGARH	BIAORA	Dhakora	76.96084	23.900629	Semi Critical	60	Basalt	29
514	Madhya Pradesh	RAJGARH	BIAORA	Padli Maharaja	77.028776	23.899747	Semi Critical	60	Basalt	29



515	Madhya Pradesh	RAJGARH	BIAORA	Bhopalpura	77.096723	23.899691	Semi Critical	60	Basalt	29
516	Madhya Pradesh	RAJGARH	BIAORA	Kankaria Gujar	77.172985	23.896065	Semi Critical	60	Basalt	29
517	Madhya Pradesh	RAJGARH	BIAORA	Bagwai	77.169295	23.842206	Semi Critical	60	Basalt	29
518	Madhya Pradesh	RAJGARH	BIAORA	Tareni	77.099452	23.838039	Semi Critical	60	Basalt	29
519	Madhya Pradesh	RAJGARH	BIAORA	Sukhjhar	77.031457	23.83296	Semi Critical	60	Basalt	29
520	Madhya Pradesh	RAJGARH	BIAORA	Andgandpura	76.960778	23.834732	Semi Critical	60	Basalt	29
521	Madhya Pradesh	RAJGARH	BIAORA	Bargya	76.890144	23.839894	Semi Critical	60	Basalt	29
522	Madhya Pradesh	RAJGARH	BIAORA	Dhand	77.104254	24.076729	Semi Critical	60	Basalt	29
523	Madhya Pradesh	RAJGARH	BIAORA	Peeplya Pedat	77.173136	24.071487	Semi Critical	60	Basalt	29
524	Madhya Pradesh	RAJGARH	BIAORA	Ashapura	76.8181	23.844653	Semi Critical	60	Basalt	29
525	Madhya Pradesh	RAJGARH	BIAORA	Bhanwas	77.171319	23.778388	Semi Critical	60	Basalt	29
526	Madhya Pradesh	RAJGARH	NARSINGHGARH	Lasudliya Jagir	76.763816	23.76851	Critical	60	Basalt	32
527	Madhya Pradesh	RAJGARH	NARSINGHGARH	Kodia God	76.825317	23.774861	Critical	60	Basalt	32
528	Madhya Pradesh	RAJGARH	NARSINGHGARH	Ghiya Khedi	76.894429	23.776383	Critical	60	Basalt	32
529	Madhya Pradesh	RAJGARH	NARSINGHGARH	Palasi	76.966064	23.775487	Critical	60	Basalt	32
530	Madhya Pradesh	RAJGARH	NARSINGHGARH	Achalpura	77.033565	23.772258	Critical	60	Basalt	32
531	Madhya Pradesh	RAJGARH	NARSINGHGARH	Shankerpura	77.093913	23.770038	Critical	60	Basalt	32
532	Madhya Pradesh	RAJGARH	NARSINGHGARH	Baodi Kheda	77.162556	23.71258	Critical	60	Basalt	32
533	Madhya Pradesh	RAJGARH	NARSINGHGARH	Madori	77.030525	23.708247	Critical	60	Basalt	32

534	Madhya Pradesh	RAJGARH	NARSINGHGARH	Berasia	76.962496	23.708183	Critical	60	Basalt	32
535	Madhya Pradesh	RAJGARH	NARSINGHGARH	Kankerwal	76.894976	23.708083	Critical	60	Basalt	32
536	Madhya Pradesh	RAJGARH	NARSINGHGARH	Mundla Narayan	76.824372	23.707048	Critical	60	Basalt	32
537	Madhya Pradesh	RAJGARH	NARSINGHGARH	Gulkhedi	76.752763	23.707405	Critical	60	Basalt	32
538	Madhya Pradesh	RAJGARH	NARSINGHGARH	Karondi	76.7479	23.649524	Critical	60	Basalt	32
539	Madhya Pradesh	RAJGARH	NARSINGHGARH	Jhad Pipliya	76.820966	23.645857	Critical	60	Basalt	32
540	Madhya Pradesh	RAJGARH	NARSINGHGARH	Hinatiya	76.896131	23.646369	Critical	60	Basalt	32
541	Madhya Pradesh	RAJGARH	NARSINGHGARH	Onkarpura	76.961532	23.643671	Critical	60	Basalt	32
542	Madhya Pradesh	RAJGARH	NARSINGHGARH	Shyampura	77.030536	23.642783	Critical	60	Basalt	32
543	Madhya Pradesh	RAJGARH	NARSINGHGARH	Bihar	77.082935	23.626546	Critical	60	Basalt	32
544	Madhya Pradesh	RAJGARH	NARSINGHGARH	Barodi	77.09497	23.579759	Critical	60	Basalt	32
545	Madhya Pradesh	RAJGARH	NARSINGHGARH	Bilwa Bhat	77.028549	23.58017	Critical	60	Basalt	32
546	Madhya Pradesh	RAJGARH	NARSINGHGARH	Sukalya	76.954966	23.580172	Critical	60	Basalt	32
547	Madhya Pradesh	RAJGARH	NARSINGHGARH	Piplya Biram	76.887021	23.581483	Critical	60	Basalt	32
548	Madhya Pradesh	RAJGARH	NARSINGHGARH	Ank Kheda	76.817539	23.582782	Critical	60	Basalt	32
549	Madhya Pradesh	RAJGARH	NARSINGHGARH	Khajuri	76.747007	23.582179	Critical	60	Basalt	32
550	Madhya Pradesh	RAJGARH	NARSINGHGARH	Gokalpur	76.746708	23.520949	Critical	60	Basalt	32
551	Madhya Pradesh	RAJGARH	NARSINGHGARH	Iklehra	76.815139	23.519695	Critical	60	Basalt	32
552	Madhya Pradesh	RAJGARH	NARSINGHGARH	Birgadi	76.889339	23.529174	Critical	60	Basalt	32

553	Madhya Pradesh	RAJGARH	NARSINGHGARH	Lasudiya Bhama	76.957642	23.519381	Critical	60	Basalt	32
554	Madhya Pradesh	RAJGARH	NARSINGHGARH	Manpura Gujrati	77.03268	23.516535	Critical	60	Basalt	32
555	Madhya Pradesh	RAJGARH	NARSINGHGARH	Kher Khedi	77.092971	23.518091	Critical	60	Basalt	32
556	Madhya Pradesh	RAJGARH	SARANGPUR	Jabardi	76.681326	23.521198	Critical	60	Basalt	40
557	Madhya Pradesh	RAJGARH	SARANGPUR	Bani	76.678571	23.585759	Critical	60	Basalt	40
558	Madhya Pradesh	RAJGARH	SARANGPUR	Karondi	76.614154	23.584087	Critical	60	Basalt	40
559	Madhya Pradesh	RATLAM	JAORA	Ranayara (dewas)	75.165129	23.787469	Over Exploited	60	Basalt	50
560	Madhya Pradesh	RATLAM	JAORA	Mandwi	75.231389	23.78683	Over Exploited	60	Basalt	50
561	Madhya Pradesh	RATLAM	JAORA	Gothada	75.229471	23.723641	Over Exploited	60	Basalt	50
562	Madhya Pradesh	RATLAM	JAORA	Ringnod	75.16505	23.725386	Over Exploited	60	Basalt	50
563	Madhya Pradesh	RATLAM	JAORA	Mundla Ram	75.089184	23.721568	Over Exploited	60	Basalt	50
564	Madhya Pradesh	RATLAM	PIPLODA	Kanser	75.016333	23.722701	Over Exploited	60	Basalt	50
565	Madhya Pradesh	RATLAM	PIPLODA	Bachhodiya	74.947092	23.724356	Over Exploited	60	Basalt	50
566	Madhya Pradesh	RATLAM	PIPLODA	Chandavata	74.944111	23.655064	Over Exploited	60	Basalt	50
567	Madhya Pradesh	RATLAM	JAORA	Bhima Khedi	75.098169	23.660587	Over Exploited	60	Basalt	50
568	Madhya Pradesh	RATLAM	JAORA	Kheda Khedi	75.161955	23.656653	Over Exploited	60	Basalt	50
569	Madhya Pradesh	RATLAM	JAORA	Hatpihya	75.229366	23.66322	Over Exploited	60	Basalt	50
570	Madhya Pradesh	RATLAM	JAORA	Arjala	75.291326	23.651475	Over Exploited	60	Basalt	50
571	Madhya Pradesh	RATLAM	JAORA	Nimbodiya	75.289412	23.602144	Over Exploited	60	Basalt	50

572	Madhya Pradesh	RATLAM	JAORA	Bila Kheda	75.15646	23.590139	Over Exploited	60	Basalt	50
573	Madhya Pradesh	RATLAM	JAORA	Kerwasa	75.151576	23.527504	Over Exploited	60	Basalt	50
574	Madhya Pradesh	RATLAM	JAORA	Nayapura	75.226134	23.533512	Over Exploited	60	Basalt	50
575	Madhya Pradesh	RATLAM	PIPLODA	Padliya Hasan	75.07523	23.535875	Over Exploited	60	Basalt	50
576	Madhya Pradesh	RATLAM	PIPLODA	Hatnara	75.015708	23.532566	Over Exploited	60	Basalt	50
577	Madhya Pradesh	RATLAM	PIPLODA	Khedavda	74.888798	23.596276	Over Exploited	60	Basalt	50
578	Madhya Pradesh	RATLAM	ALOT	Devgarh	75.433388	23.848477	Over Exploited	60	Basalt	57
579	Madhya Pradesh	RATLAM	ALOT	Khajuri Devada	75.505699	23.846594	Over Exploited	60	Basalt	57
580	Madhya Pradesh	RATLAM	ALOT	Madhopur	75.298838	23.779508	Over Exploited	60	Basalt	57
581	Madhya Pradesh	RATLAM	ALOT	Kothadi (tal)	75.302349	23.734602	Over Exploited	60	Basalt	57
582	Madhya Pradesh	RATLAM	ALOT	Kajakhedi	75.433573	23.722649	Over Exploited	60	Basalt	57
583	Madhya Pradesh	RATLAM	ALOT	Ranayara	75.434389	23.786947	Over Exploited	60	Basalt	57
584	Madhya Pradesh	RATLAM	ALOT	ALOT	75.507265	23.784507	Over Exploited	60	Basalt	57
585	Madhya Pradesh	RATLAM	ALOT	Palnagara	75.575937	23.785375	Over Exploited	60	Basalt	57
586	Madhya Pradesh	RATLAM	ALOT	Dhapna	75.638572	23.783465	Over Exploited	60	Basalt	57
587	Madhya Pradesh	RATLAM	ALOT	Rawat Kheda	75.645513	23.725235	Over Exploited	60	Basalt	57
588	Madhya Pradesh	RATLAM	ALOT	Patan	75.566036	23.724438	Over Exploited	60	Basalt	57
589	Madhya Pradesh	RATLAM	ALOT	Sherpur Khurd	75.497394	23.723011	Over Exploited	60	Basalt	57
590	Madhya Pradesh	RATLAM	ALOT	Bhatbardiya	75.43759	23.663326	Over Exploited	60	Basalt	57

591	Madhya Pradesh	RATLAM	ALOT	Chapla Khedi (tal)	75.377391	23.656832	Over Exploited	60	Basalt	57
592	Madhya Pradesh	RATLAM	ALOT	Luni	75.51037	23.65368	Over Exploited	60	Basalt	57
593	Madhya Pradesh	RATLAM	ALOT	Dabdiya	75.574203	23.664543	Over Exploited	60	Basalt	57
594	Madhya Pradesh	RATLAM	ALOT	Napa Kheda(tal)	75.431946	23.594052	Over Exploited	60	Basalt	57
595	Madhya Pradesh	RATLAM	ALOT	Palasiya	75.502914	23.592175	Over Exploited	60	Basalt	57
596	Madhya Pradesh	RATLAM	ALOT	Barkheda Khurd	75.369355	23.794876	Over Exploited	60	Basalt	57
597	Madhya Pradesh	RATLAM	SAILANA	Rampuriya	74.740608	23.474581	Semi Critical	60	Basalt	53
598	Madhya Pradesh	RATLAM	SAILANA	Chameli Kheda	74.811784	23.469213	Semi Critical	60	Basalt	53
599	Madhya Pradesh	RATLAM	RATLAM	Nauganwa Kalan	75.01794	23.46723	Over Exploited	60	Basalt	59
600	Madhya Pradesh	RATLAM	RATLAM	Ghatwas	75.099159	23.473934	Over Exploited	60	Basalt	59
601	Madhya Pradesh	RATLAM	RATLAM	Jadwasa Kalan	75.08497	23.404073	Over Exploited	60	Basalt	59
602	Madhya Pradesh	RATLAM	RATLAM	Gopalpura	74.949528	23.396933	Over Exploited	60	Basalt	59
603	Madhya Pradesh	RATLAM	RATLAM	Bibdod	74.950004	23.341795	Over Exploited	60	Basalt	59
604	Madhya Pradesh	RATLAM	RATLAM	Nagra	75.091311	23.340514	Over Exploited	60	Basalt	59
605	Madhya Pradesh	RATLAM	RATLAM	Nayan	75.15558	23.33878	Over Exploited	60	Basalt	59
606	Madhya Pradesh	RATLAM	RATLAM	Rampuriya	75.157784	23.275642	Over Exploited	60	Basalt	59
607	Madhya Pradesh	RATLAM	RATLAM	Jhar	75.229317	23.277238	Over Exploited	60	Basalt	59
608	Madhya Pradesh	RATLAM	RATLAM	Sanwliya Rundi	74.937722	23.287916	Over Exploited	60	Basalt	59
609	Madhya Pradesh	RATLAM	BAJNA	Dungripada	74.671807	23.399964	Semi Critical	60	Basalt	40

610	Madhya Pradesh	RATLAM	BAJNA	Kherda	74.670583	23.341457	Semi Critical	60	Basalt	40
611	Madhya Pradesh	RATLAM	BAJNA	Dabar	74.600844	23.340874	Semi Critical	60	Basalt	40
612	Madhya Pradesh	RATLAM	BAJNA	Bhutpada	74.55026	23.33737	Semi Critical	60	Basalt	40
613	Madhya Pradesh	RATLAM	BAJNA	Chira Khandan	74.676194	23.283385	Semi Critical	60	Basalt	40
614	Madhya Pradesh	RATLAM	BAJNA	Padaliya Ghata	74.74853	23.341181	Semi Critical	60	Basalt	40
615	Madhya Pradesh	RATLAM	BAJNA	Kheddi(bajranggarh)	74.74819	23.279729	Semi Critical	60	Basalt	40
616	Madhya Pradesh	RATLAM	BAJNA	Banki	74.817897	23.281088	Semi Critical	60	Basalt	40
617	Madhya Pradesh	RATLAM	SAILANA	Jamda Bhilan	74.816904	23.340855	Semi Critical	60	Basalt	53
618	Madhya Pradesh	RATLAM	SAILANA	Bhalla Ka Mal	74.826865	23.392636	Semi Critical	60	Basalt	53
619	Madhya Pradesh	RATLAM	SAILANA	Sansar	74.895246	23.417109	Semi Critical	60	Basalt	53
620	Madhya Pradesh	RATLAM	SAILANA	Patdi	74.7493	23.416522	Semi Critical	60	Basalt	53
621	Madhya Pradesh	RATLAM	BAJNA	Bikapatan	74.882659	23.208333	Semi Critical	60	Basalt	40
622	Madhya Pradesh	RATLAM	BAJNA	Mortuka	74.819429	23.158606	Semi Critical	60	Basalt	40
623	Madhya Pradesh	RATLAM	RATLAM	Junwaniya	75.001699	23.34885	Over Exploited	60	Basalt	59
624	Madhya Pradesh	RATLAM	RATLAM	Ambodiya	75.088557	23.208764	Over Exploited	60	Basalt	59
625	Madhya Pradesh	RATLAM	RATLAM	Chanwara	74.947452	23.213945	Over Exploited	60	Basalt	59
626	Madhya Pradesh	RATLAM	RATLAM	Pipalkhunta	75.018695	23.145513	Over Exploited	60	Basalt	59
627	Madhya Pradesh	RATLAM	RATLAM	Birmawal	75.087119	23.14549	Over Exploited	60	Basalt	59
628	Madhya Pradesh	RATLAM	RATLAM	Sarwad	75.164696	23.208702	Over Exploited	60	Basalt	59

629	Madhya Pradesh	RATLAM	RATLAM	Dhikwa	75.2199	23.221548	Over Exploited	60	Basalt	59
630	Madhya Pradesh	RATLAM	RATLAM	Lochi Tara	75.157654	23.160286	Over Exploited	60	Basalt	59
631	Madhya Pradesh	RATLAM	ALOT	Ralayata	75.489859	23.895498	Over Exploited	60	Basalt	57
632	Madhya Pradesh	RATLAM	ALOT	Thuriya	75.559259	23.839234	Over Exploited	60	Basalt	57
633	Madhya Pradesh	SEHORE	ASHTA	Kajlas	76.478619	23.070189	Critical	60	Basalt	42
634	Madhya Pradesh	SEHORE	ASHTA	Harnawada	76.537105	23.074266	Critical	60	Basalt	42
635	Madhya Pradesh	SEHORE	ASHTA	Kanya Khedi	76.603885	23.073602	Critical	60	Basalt	42
636	Madhya Pradesh	SEHORE	ASHTA	Duka	76.670673	23.073682	Critical	60	Basalt	42
637	Madhya Pradesh	SEHORE	ASHTA	Dupadiya	76.744116	23.072116	Critical	60	Basalt	42
638	Madhya Pradesh	SEHORE	ASHTA	Kothri Kalan	76.865224	23.076911	Critical	60	Basalt	42
639	Madhya Pradesh	SEHORE	ASHTA	Husainpur Khedi	76.745649	23.126166	Critical	60	Basalt	42
640	Madhya Pradesh	SEHORE	ASHTA	Kumdawada	76.675642	23.13774	Critical	60	Basalt	42
641	Madhya Pradesh	SEHORE	ASHTA	Phudra	76.604804	23.010253	Critical	60	Basalt	42
642	Madhya Pradesh	SEHORE	ASHTA	Pagariya Chor	76.670707	23.008798	Critical	60	Basalt	42
643	Madhya Pradesh	SEHORE	ASHTA	Kasampura	76.811741	23.010337	Critical	60	Basalt	42
644	Madhya Pradesh	SEHORE	ASHTA	Khandaurapur	76.815076	22.947735	Critical	60	Basalt	42
645	Madhya Pradesh	SEHORE	ASHTA	Guradiya Sirajuddin	76.735856	22.948622	Critical	60	Basalt	42
646	Madhya Pradesh	SEHORE	ASHTA	Lasudiya Par	76.670772	22.946231	Critical	60	Basalt	42
647	Madhya Pradesh	SEHORE	ASHTA	Amla Majju	76.604038	22.945375	Critical	60	Basalt	42

648	Madhya Pradesh	SEHORE	ASHTA	Gwala	76.528173	22.948441	Critical	60	Basalt	42
649	Madhya Pradesh	SEHORE	ASHTA	Jhikdi Jawar	76.473095	22.945872	Critical	60	Basalt	42
650	Madhya Pradesh	SEHORE	ASHTA	F.1 Nimawara	76.54166	22.887286	Critical	60	Basalt	42
651	Madhya Pradesh	SEHORE	ASHTA	Barkhedi (siddiqueganj)	76.603356	22.887448	Critical	60	Basalt	42
652	Madhya Pradesh	SEHORE	ASHTA	Gangal Kothri	76.674211	22.886718	Critical	60	Basalt	42
653	Madhya Pradesh	SEHORE	ASHTA	Badghati	76.74162	22.877497	Critical	60	Basalt	42
654	Madhya Pradesh	SEHORE	ASHTA	Kelapani	76.81092	22.885991	Critical	60	Basalt	42
655	Madhya Pradesh	SEHORE	ASHTA	Nogaon	76.673445	22.824158	Critical	60	Basalt	42
656	Madhya Pradesh	SEHORE	ASHTA	Narpa Khedi	76.600087	22.821822	Critical	60	Basalt	42
657	Madhya Pradesh	SEHORE	ASHTA	F.5 Burana Khedi	76.537596	22.822438	Critical	60	Basalt	42
658	Madhya Pradesh	SEHORE	ICHHAWAR	Lasudiya Kangar	77.089887	22.978557	Safe	60	Basalt	31
659	Madhya Pradesh	SEONI	KEOLARI	Arjunjhir	79.949895	22.303728	Safe	60	Basalt	37
660	Madhya Pradesh	SEONI	DHANORA	Diwara	79.81286	22.493672	Safe	60	Basalt	20
661	Madhya Pradesh	SEONI	GHANSAUR	Forest	79.999038	22.711094	Safe	60	Basalt	23
662	Madhya Pradesh	SEONI	CHHAPARA	Forest	79.471474	22.410655	Safe	60	Basalt	19
663	Madhya Pradesh	SEONI	SEONI	Jamuniya Kandipur	79.564638	22.189785	Safe	60	Basalt	25
664	Madhya Pradesh	SEONI	LAKHNADON	Jugrai Ryt	79.724185	22.829139	Safe	60	Basalt	21
665	Madhya Pradesh	SHAHDOL	GOHPARU	Sudwar	81.435408	23.506039	Safe	60	Basalt	22
666	Madhya Pradesh	SHAJAPUR	MOMAN BADODIYA	Karju	76.397387	23.648415	Over Exploited	60	Basalt	29



667	Madhya Pradesh	SHAJAPUR	MOMAN BADODIYA	Burlay	76.266378	23.65005	Over Exploited	60	Basalt	29
668	Madhya Pradesh	SHAJAPUR	SHUJALPUR	Ugli	76.818798	23.451355	Over Exploited	60	Basalt	45
669	Madhya Pradesh	SHAJAPUR	KALAPIPAL	Nipanya Khanjar	76.88678	23.457141	Critical	60	Basalt	29
670	Madhya Pradesh	SHAJAPUR	KALAPIPAL	Khonkra Kalan	76.953558	23.450196	Critical	60	Basalt	29
671	Madhya Pradesh	SHAJAPUR	KALAPIPAL	Mohammadpur (machhlai)	77.025638	23.456813	Critical	60	Basalt	29
672	Madhya Pradesh	SHAJAPUR	SHUJALPUR	Chitouni	76.748902	23.45498	Over Exploited	60	Basalt	45
673	Madhya Pradesh	SHAJAPUR	SHUJALPUR	Raipur	76.683583	23.457583	Over Exploited	60	Basalt	45
674	Madhya Pradesh	SHAJAPUR	SHUJALPUR	Mitera	76.618713	23.455444	Over Exploited	60	Basalt	45
675	Madhya Pradesh	SHAJAPUR	SHUJALPUR	Kohliya	76.609814	23.395241	Over Exploited	60	Basalt	45
676	Madhya Pradesh	SHAJAPUR	SHUJALPUR	Ranoganj	76.681241	23.393547	Over Exploited	60	Basalt	45
677	Madhya Pradesh	SHAJAPUR	SHUJALPUR	Nanya Khedi	76.748091	23.393284	Over Exploited	60	Basalt	45
678	Madhya Pradesh	SHAJAPUR	SHUJALPUR	Lasudalya Gouri	76.815417	23.390633	Over Exploited	60	Basalt	45
679	Madhya Pradesh	SHAJAPUR	KALAPIPAL	Ghatti Mukhtyarpur	76.885845	23.391212	Over Exploited	60	Basalt	29
680	Madhya Pradesh	SHAJAPUR	KALAPIPAL	Mundla Maina	76.958809	23.390785	Over Exploited	60	Basalt	29
681	Madhya Pradesh	SHAJAPUR	MOMAN BADODIYA	Nolaya	76.610869	23.524298	Over Exploited	60	Basalt	29
682	Madhya Pradesh	SHAJAPUR	MOMAN BADODIYA	Bilrawa	76.536815	23.525989	Over Exploited	60	Basalt	29
683	Madhya Pradesh	SHAJAPUR	MOMAN BADODIYA	Salsalai	76.537571	23.459091	Over Exploited	60	Basalt	29
684	Madhya Pradesh	SHAJAPUR	MOMAN BADODIYA	Mochi Khedi	76.471177	23.457847	Over Exploited	60	Basalt	29
685	Madhya Pradesh	SHAJAPUR	MOMAN BADODIYA	Kolu Khedi	76.399549	23.589466	Over Exploited	60	Basalt	29

686	Madhya Pradesh	SHAJAPUR	MOMAN BADODIYA	Kethlay	76.542405	23.391681	Over Exploited	60	Basalt	29
687	Madhya Pradesh	SHAJAPUR	MOMAN BADODIYA	Bolai	76.46838	23.389567	Over Exploited	60	Basalt	29
688	Madhya Pradesh	SHAJAPUR	SHAJAPUR	Ladawad	76.404641	23.394864	Semi Critical	60	Basalt	45
689	Madhya Pradesh	SHAJAPUR	SHAJAPUR	Alaumrod	76.329658	23.399289	Semi Critical	60	Basalt	45
690	Madhya Pradesh	SHAJAPUR	SHAJAPUR	Lakhamankhedi	76.329769	23.461472	Semi Critical	60	Basalt	45
691	Madhya Pradesh	SHAJAPUR	SHAJAPUR	Chatgaon	76.335464	23.519839	Semi Critical	60	Basalt	45
692	Madhya Pradesh	SHAJAPUR	SHAJAPUR	Panwadi	76.398851	23.523522	Semi Critical	60	Basalt	45
693	Madhya Pradesh	SHAJAPUR	SHAJAPUR	Kakadi	76.272165	23.52508	Semi Critical	60	Basalt	45
694	Madhya Pradesh	SHAJAPUR	SHAJAPUR	Jaiheda	76.261871	23.46345	Semi Critical	60	Basalt	45
695	Madhya Pradesh	SHAJAPUR	SHAJAPUR	Lodiya	76.260712	23.395149	Semi Critical	60	Basalt	45
696	Madhya Pradesh	SHAJAPUR	MOMAN BADODIYA	Dumahedi	76.268916	23.587517	Over Exploited	60	Basalt	29
697	Madhya Pradesh	SHAJAPUR	SHAJAPUR	Akya	76.261512	23.333179	Semi Critical	60	Basalt	45
698	Madhya Pradesh	SHAJAPUR	SHAJAPUR	Nijamadi	76.330133	23.335701	Semi Critical	60	Basalt	45
699	Madhya Pradesh	SHAJAPUR	SHAJAPUR	Kulman Khedi	76.402044	23.332756	Semi Critical	60	Basalt	45
700	Madhya Pradesh	SHAJAPUR	MOMAN BADODIYA	Bangli	76.473156	23.333648	Over Exploited	60	Basalt	29
701	Madhya Pradesh	SHAJAPUR	MOMAN BADODIYA	Borsali	76.553422	23.330555	Over Exploited	60	Basalt	29
702	Madhya Pradesh	SHAJAPUR	SHUJALPUR	Batwadi	76.613611	23.32763	Over Exploited	60	Basalt	45
703	Madhya Pradesh	SHAJAPUR	SHUJALPUR	Banahedi	76.681351	23.326917	Over Exploited	60	Basalt	45
704	Madhya Pradesh	SHAJAPUR	SHUJALPUR	Khatsur	76.608668	23.264343	Over Exploited	60	Basalt	45

705	Madhya Pradesh	SHAJAPUR	SHUJALPUR	Umarsingi	76.531717	23.26125	Over Exploited	60	Basalt	45
706	Madhya Pradesh	SHAJAPUR	SHAJAPUR	Gujar Bardiya	76.397963	23.262498	Semi Critical	60	Basalt	45
707	Madhya Pradesh	SHAJAPUR	SHAJAPUR	Batwadi	76.326933	23.266205	Semi Critical	60	Basalt	45
708	Madhya Pradesh	SHAJAPUR	SHAJAPUR	Bardiason	76.260871	23.265204	Semi Critical	60	Basalt	45
709	Madhya Pradesh	SHAJAPUR	SHAJAPUR	Siroliya	76.197385	23.271881	Semi Critical	60	Basalt	45
710	Madhya Pradesh	SHAJAPUR	SHAJAPUR	Kasam Khedi	76.463449	23.210919	Semi Critical	60	Basalt	45
711	Madhya Pradesh	SHAJAPUR	SHUJALPUR	Newaj Khedi	76.603858	23.141576	Over Exploited	60	Basalt	45
712	Madhya Pradesh	SHAJAPUR	SHUJALPUR	POLAY KALAN	76.536043	23.200958	Over Exploited	60	Basalt	45
713	Madhya Pradesh	SHAJAPUR	SHUJALPUR	Banjari	76.609645	23.206401	Over Exploited	60	Basalt	45
714	Madhya Pradesh	SHAJAPUR	KALAPIPAL	Alisariya	76.746675	23.205794	Over Exploited	60	Basalt	29
715	Madhya Pradesh	SHAJAPUR	KALAPIPAL	Laxmanpur	76.814483	23.20454	Over Exploited	60	Basalt	29
716	Madhya Pradesh	SHAJAPUR	KALAPIPAL	Arandiya	76.673515	23.204845	Over Exploited	60	Basalt	29
717	Madhya Pradesh	SHAJAPUR	KALAPIPAL	Pochaner	76.813739	23.139863	Over Exploited	60	Basalt	29
718	Madhya Pradesh	SHAJAPUR	KALAPIPAL	Khamlay	76.878928	23.142271	Over Exploited	60	Basalt	29
719	Madhya Pradesh	SHAJAPUR	KALAPIPAL	Bamulya Muchhali	76.877246	23.206113	Over Exploited	60	Basalt	29
720	Madhya Pradesh	SHAJAPUR	KALAPIPAL	Dubadi	76.882797	23.265507	Over Exploited	60	Basalt	29
721	Madhya Pradesh	SHAJAPUR	KALAPIPAL	Jangi Khedi	76.947217	23.269874	Over Exploited	60	Basalt	29
722	Madhya Pradesh	SHAJAPUR	KALAPIPAL	Hadlay Khurd	76.817157	23.265884	Over Exploited	60	Basalt	29
723	Madhya Pradesh	SHAJAPUR	KALAPIPAL	Aranya Kalan	76.754869	23.26025	Over Exploited	60	Basalt	29

724	Madhya Pradesh	SHAJAPUR	KALAPIPAL	Panch Dehariya	76.683625	23.258652	Over Exploited	60	Basalt	29
725	Madhya Pradesh	SHAJAPUR	KALAPIPAL	Bhardi	76.889207	23.324493	Over Exploited	60	Basalt	29
726	Madhya Pradesh	SHAJAPUR	KALAPIPAL	Dhabla Dhir	76.95572	23.32328	Over Exploited	60	Basalt	29
727	Madhya Pradesh	SHAJAPUR	KALAPIPAL	Bhardi	76.830285	23.322275	Over Exploited	60	Basalt	29
728	Madhya Pradesh	UJJAIN	MAHIDPUR	Ranayrapeer	75.649373	23.653714	Semi Critical	60	Basalt	28
729	Madhya Pradesh	UJJAIN	MAHIDPUR	Aranyabagda	75.710168	23.657328	Semi Critical	60	Basalt	28
730	Madhya Pradesh	UJJAIN	MAHIDPUR	Malya	75.712903	23.717734	Semi Critical	60	Basalt	28
731	Madhya Pradesh	UJJAIN	MAHIDPUR	Rabdaniya	75.779979	23.658655	Semi Critical	60	Basalt	28
732	Madhya Pradesh	UJJAIN	MAHIDPUR	Panodiya	75.778997	23.594362	Semi Critical	60	Basalt	28
733	Madhya Pradesh	UJJAIN	MAHIDPUR	Parasati	75.712823	23.591908	Semi Critical	60	Basalt	28
734	Madhya Pradesh	UJJAIN	MAHIDPUR	Katariya	75.638832	23.589459	Semi Critical	60	Basalt	28
735	Madhya Pradesh	UJJAIN	MAHIDPUR	Delchibuzurg	75.571825	23.532625	Semi Critical	60	Basalt	28
736	Madhya Pradesh	UJJAIN	MAHIDPUR	Mochikheda	75.63912	23.524603	Semi Critical	60	Basalt	28
737	Madhya Pradesh	UJJAIN	MAHIDPUR	Azmabad	75.713083	23.528716	Semi Critical	60	Basalt	28
738	Madhya Pradesh	UJJAIN	MAHIDPUR	Marukheda	75.778602	23.527294	Semi Critical	60	Basalt	28
739	Madhya Pradesh	UJJAIN	MAHIDPUR	Ghodabag	75.850744	23.528025	Semi Critical	60	Basalt	28
740	Madhya Pradesh	UJJAIN	MAHIDPUR	Badgaon	75.581748	23.464962	Semi Critical	60	Basalt	28
741	Madhya Pradesh	UJJAIN	MAHIDPUR	Dongla	75.711521	23.461652	Semi Critical	60	Basalt	28
742	Madhya Pradesh	UJJAIN	MAHIDPUR	Khedakhajuriya	75.769276	23.474127	Semi Critical	60	Basalt	28

743	Madhya Pradesh	UJJAIN	MAHIDPUR	Ghosla	75.847335	23.464854	Semi Critical	60	Basalt	28
744	Madhya Pradesh	UJJAIN	TARANA	Pankhedi	75.99092	23.462345	Semi Critical	60	Basalt	55
745	Madhya Pradesh	UJJAIN	TARANA	Nanded	76.058218	23.463011	Semi Critical	60	Basalt	55
746	Madhya Pradesh	UJJAIN	TARANA	Sarli	76.129684	23.459184	Semi Critical	60	Basalt	55
747	Madhya Pradesh	UJJAIN	TARANA	Karedi	76.198135	23.454794	Semi Critical	60	Basalt	55
748	Madhya Pradesh	UJJAIN	TARANA	Kanthodi	76.056372	23.532862	Semi Critical	60	Basalt	55
749	Madhya Pradesh	UJJAIN	TARANA	Lasudiya Amra	75.989639	23.532192	Semi Critical	60	Basalt	55
750	Madhya Pradesh	UJJAIN	TARANA	Naharkhedi	76.058303	23.397516	Semi Critical	60	Basalt	55
751	Madhya Pradesh	UJJAIN	TARANA	Barkheda Tarana	76.120741	23.395972	Semi Critical	60	Basalt	55
752	Madhya Pradesh	UJJAIN	TARANA	Bedchhi	76.186788	23.395484	Semi Critical	60	Basalt	55
753	Madhya Pradesh	UJJAIN	TARANA	Tilawad	75.986251	23.398541	Semi Critical	60	Basalt	55
754	Madhya Pradesh	UJJAIN	GHATIA	Daulatpur	75.915987	23.39786	Over Exploited	60	Basalt	50
755	Madhya Pradesh	UJJAIN	GHATIA	Jalwa	75.846916	23.396033	Over Exploited	60	Basalt	50
756	Madhya Pradesh	UJJAIN	MAHIDPUR	Jagoti	75.776096	23.403052	Semi Critical	60	Basalt	28
757	Madhya Pradesh	UJJAIN	MAHIDPUR	Hingonya	75.711848	23.40502	Semi Critical	60	Basalt	28
758	Madhya Pradesh	UJJAIN	GHATIA	Dhablagori	75.848961	23.340041	Over Exploited	60	Basalt	50
759	Madhya Pradesh	UJJAIN	GHATIA	Guradiya Gujar	75.914964	23.336343	Over Exploited	60	Basalt	50
760	Madhya Pradesh	UJJAIN	GHATIA	Panbihar	75.713282	23.336283	Over Exploited	60	Basalt	50
761	Madhya Pradesh	UJJAIN	GHATIA	Banskhedi	75.638248	23.336052	Over Exploited	60	Basalt	50

762	Madhya Pradesh	UJJAIN	GHATIA	Goyala Buzurg	75.643848	23.276613	Over Exploited	60	Basalt	50
763	Madhya Pradesh	UJJAIN	GHATIA	Ralayata Mauja	75.704043	23.265397	Over Exploited	60	Basalt	50
764	Madhya Pradesh	UJJAIN	UJJAIN	Piplyabichha	75.848267	23.266875	Semi Critical	60	Basalt	59
765	Madhya Pradesh	UJJAIN	GHATIA	Barkhedji Jagir	75.915245	23.280086	Semi Critical	60	Basalt	50
766	Madhya Pradesh	UJJAIN	KHCHROD	Akyajagir	75.297767	23.530272	Semi Critical	60	Basalt	45
767	Madhya Pradesh	UJJAIN	KHCHROD	Berchha	75.360755	23.531235	Semi Critical	60	Basalt	45
768	Madhya Pradesh	UJJAIN	KHCHROD	Rohal Kalan	75.434431	23.529951	Semi Critical	60	Basalt	45
769	Madhya Pradesh	UJJAIN	KHCHROD	Gindwanya	75.364996	23.465981	Semi Critical	60	Basalt	45
770	Madhya Pradesh	UJJAIN	KHCHROD	Lekodiya Tank	75.295417	23.466941	Semi Critical	60	Basalt	45
771	Madhya Pradesh	UJJAIN	KHCHROD	Bhensola	75.22936	23.467864	Semi Critical	60	Basalt	45
772	Madhya Pradesh	UJJAIN	KHCHROD	Borkheda Pitramal	75.496257	23.472931	Semi Critical	60	Basalt	45
773	Madhya Pradesh	UJJAIN	KHCHROD	Dallaheda	75.513606	23.403812	Semi Critical	60	Basalt	45
774	Madhya Pradesh	UJJAIN	KHCHROD	Pipalyasees	75.431734	23.404059	Semi Critical	60	Basalt	45
775	Madhya Pradesh	UJJAIN	KHCHROD	Bhikampur	75.356897	23.401811	Semi Critical	60	Basalt	45
776	Madhya Pradesh	UJJAIN	KHCHROD	Madawada	75.293374	23.339378	Semi Critical	60	Basalt	45
777	Madhya Pradesh	UJJAIN	KHCHROD	Antalwasa	75.230893	23.336233	Semi Critical	60	Basalt	45
778	Madhya Pradesh	UJJAIN	KHCHROD	Nagjheri	75.444128	23.34412	Semi Critical	60	Basalt	45
779	Madhya Pradesh	UJJAIN	KHCHROD	UNHEL	75.506086	23.335093	Semi Critical	60	Basalt	45
780	Madhya Pradesh	UJJAIN	KHCHROD	Khokri	75.562815	23.276817	Semi Critical	60	Basalt	45

781	Madhya Pradesh	UJJAIN	BADNAGAR	Fatehpur	75.423108	22.897738	Over Exploited	60	Basalt	59
782	Madhya Pradesh	UJJAIN	BADNAGAR	Pirjhalar	75.428832	22.953417	Over Exploited	60	Basalt	59
783	Madhya Pradesh	UJJAIN	BADNAGAR	Lohana	75.352807	22.892769	Over Exploited	60	Basalt	59
784	Madhya Pradesh	UJJAIN	BADNAGAR	Ajanda	75.361303	22.957869	Over Exploited	60	Basalt	59
785	Madhya Pradesh	UJJAIN	BADNAGAR	Palduna	75.429969	23.020246	Over Exploited	60	Basalt	59
786	Madhya Pradesh	UJJAIN	BADNAGAR	Baledi	75.497791	23.087735	Over Exploited	60	Basalt	59
787	Madhya Pradesh	UJJAIN	BADNAGAR	Sijawada	75.432245	23.153046	Over Exploited	60	Basalt	59
788	Madhya Pradesh	UJJAIN	BADNAGAR	Mindka	75.355339	23.153238	Over Exploited	60	Basalt	59
789	Madhya Pradesh	UJJAIN	BADNAGAR	Balodahasan	75.433359	23.211306	Over Exploited	60	Basalt	59
790	Madhya Pradesh	UJJAIN	BADNAGAR	Banbana	75.50011	23.213678	Over Exploited	60	Basalt	59
791	Madhya Pradesh	UJJAIN	BADNAGAR	Ingoriya	75.497092	23.149428	Over Exploited	60	Basalt	59
792	Madhya Pradesh	UJJAIN	BADNAGAR	Aslawada	75.564068	23.212605	Over Exploited	60	Basalt	59
793	Madhya Pradesh	UJJAIN	UJJAIN	Talod	75.645053	23.089773	Over Exploited	60	Basalt	59
794	Madhya Pradesh	UJJAIN	UJJAIN	Jamalpura	75.774652	23.079766	Over Exploited	60	Basalt	59
795	Madhya Pradesh	UJJAIN	UJJAIN	Khajuria Rehvari	75.847817	23.081104	Over Exploited	60	Basalt	59
796	Madhya Pradesh	UJJAIN	UJJAIN	Harndyakhedi	75.91676	23.142405	Over Exploited	60	Basalt	59
797	Madhya Pradesh	UJJAIN	UJJAIN	Hakkanipura	75.779114	23.21083	Over Exploited	60	Basalt	59
798	Madhya Pradesh	UJJAIN	UJJAIN	Samadiya	75.580251	23.096022	Over Exploited	60	Basalt	59
799	Madhya Pradesh	UJJAIN	TARANA	Kakariyachand	75.98881	23.33591	Semi Critical	60	Basalt	55

800	Madhya Pradesh	UJJAIN	TARANA	Jhirnyabuzurg	76.120168	23.337343	Semi Critical	60	Basalt	55
801	Madhya Pradesh	UJJAIN	TARANA	Titodi	76.190451	23.33837	Semi Critical	60	Basalt	55
802	Madhya Pradesh	UJJAIN	TARANA	Palduna	76.113823	23.278677	Semi Critical	60	Basalt	55
803	Madhya Pradesh	UJJAIN	TARANA	Dubli	76.052793	23.280643	Semi Critical	60	Basalt	55
804	Madhya Pradesh	UJJAIN	TARANA	Limbada Kaytha	76.049668	23.201865	Semi Critical	60	Basalt	55
805	Madhya Pradesh	UJJAIN	UJJAIN	UJJAIN	75.847426	23.20463	Over Exploited	60	Basalt	59
806	Madhya Pradesh	VIDISHA	KURWAI	Chheerkheda	77.945233	24.205453	Semi Critical	60	Basalt	30
807	Madhya Pradesh	VIDISHA	KURWAI	Naukund	78.01765	24.207108	Semi Critical	60	Basalt	30
808	Madhya Pradesh	VIDISHA	KURWAI	Bhatoli	78.081136	24.19969	Semi Critical	60	Basalt	30
809	Madhya Pradesh	VIDISHA	KURWAI	Ghosua	78.029212	24.270803	Semi Critical	60	Basalt	30
810	Madhya Pradesh	VIDISHA	KURWAI	Madaukhedi	77.940432	24.142233	Semi Critical	60	Basalt	30
811	Madhya Pradesh	VIDISHA	KURWAI	Jargawan	78.076998	24.138924	Semi Critical	60	Basalt	30
812	Madhya Pradesh	VIDISHA	KURWAI	Roshan Pipariya	77.943643	24.077628	Semi Critical	60	Basalt	30
813	Madhya Pradesh	VIDISHA	KURWAI	Rusiya	78.011987	24.079984	Semi Critical	60	Basalt	30
814	Madhya Pradesh	VIDISHA	KURWAI	Bakwara	78.000476	24.016899	Semi Critical	60	Basalt	30
815	Madhya Pradesh	VIDISHA	KURWAI	Vishanpur	77.941029	24.021741	Semi Critical	60	Basalt	30
816	Madhya Pradesh	VIDISHA	KURWAI	Pitholi	77.875307	24.015612	Semi Critical	60	Basalt	30
817	Madhya Pradesh	VIDISHA	KURWAI	Gudawal	78.077931	24.00983	Semi Critical	60	Basalt	30
818	Madhya Pradesh	VIDISHA	KURWAI	Khajrod	78.076095	24.073175	Semi Critical	60	Basalt	30



819	Madhya Pradesh	VIDISHA	KURWAI	Dad Khedi	78.144033	24.004184	Semi Critical	60	Basalt	30
820	Madhya Pradesh	VIDISHA	KURWAI	Palita	78.148127	23.952472	Semi Critical	60	Basalt	30
821	Madhya Pradesh	VIDISHA	KURWAI	Chhapara	78.210685	23.940113	Semi Critical	60	Basalt	30
822	Madhya Pradesh	VIDISHA	KURWAI	Simarghan	78.21104	24.008326	Semi Critical	60	Basalt	30
823	Madhya Pradesh	VIDISHA	GYARASPUR	Karariya Chaubisa	77.862124	23.693602	Semi Critical	60	Basalt	29
824	Madhya Pradesh	VIDISHA	GYARASPUR	Mungwara	77.928096	23.691175	Semi Critical	60	Basalt	29
825	Madhya Pradesh	VIDISHA	GYARASPUR	Sirsauali	77.998509	23.685058	Semi Critical	60	Basalt	29
826	Madhya Pradesh	VIDISHA	GYARASPUR	Patwari Khedi	77.926729	23.629804	Semi Critical	60	Basalt	29
827	Madhya Pradesh	VIDISHA	GYARASPUR	Khejada Barri	77.875172	23.639114	Semi Critical	60	Basalt	29
828	Madhya Pradesh	VIDISHA	GYARASPUR	Imlawada	77.997892	23.629636	Semi Critical	60	Basalt	29
829	Madhya Pradesh	VIDISHA	GYARASPUR	Manora	78.068348	23.627065	Semi Critical	60	Basalt	29
830	Madhya Pradesh	VIDISHA	GYARASPUR	Chikli	78.153826	23.630713	Semi Critical	60	Basalt	29
831	Madhya Pradesh	VIDISHA	GYARASPUR	Gyaraspur	78.083157	23.679222	Semi Critical	60	Basalt	29
832	Madhya Pradesh	VIDISHA	GYARASPUR	Satpada Johri	78.208756	23.681436	Semi Critical	60	Basalt	29
833	Madhya Pradesh	VIDISHA	GYARASPUR	Basadehi	78.269612	23.682546	Semi Critical	60	Basalt	29
834	Madhya Pradesh	VIDISHA	GYARASPUR	Gunjari	78.206125	23.626661	Semi Critical	60	Basalt	29
835	Madhya Pradesh	VIDISHA	GYARASPUR	Sinduriya	78.25645	23.62144	Semi Critical	60	Basalt	29
836	Madhya Pradesh	VIDISHA	GYARASPUR	Sagoni	78.202679	23.564749	Semi Critical	60	Basalt	29
837	Madhya Pradesh	VIDISHA	GYARASPUR	Mannupura	78.070784	23.565029	Semi Critical	60	Basalt	29

838	Madhya Pradesh	VIDISHA	GYARASPUR	Bandwa	78.062898	23.503792	Semi Critical	60	Basalt	29
839	Madhya Pradesh	VIDISHA	GYARASPUR	Barkheda Gambhir	78.002184	23.505571	Semi Critical	60	Basalt	29
840	Madhya Pradesh	VIDISHA	GYARASPUR	Dhokheda	78.138253	23.574408	Semi Critical	60	Basalt	29
841	Madhya Pradesh	VIDISHA	GYARASPUR	Semra Padrayat	77.929522	23.580871	Semi Critical	60	Basalt	29
842	Madhya Pradesh	VIDISHA	NATERAN	Pipariya	77.642647	23.856691	Safe	60	Basalt	21

**MP PZ BOQ 6**

S No	STATE	District	Block	Location	Longitude	Latitude	Category	Proposed Depth in meter	Formation	Tentative Depth of DWLR installation (m)
1	Madhya Pradesh	BALAGHAT	LALBARRA	Ganeshpur	80.005314	21.943123	Safe	60	Banded Gneiss	19
2	Madhya Pradesh	BALAGHAT	BIRSA	Bistawahi	80.707163	22.066667	Safe	60	Banded Gneiss	19
3	Madhya Pradesh	BALAGHAT	LANJI	Nandora	80.591512	21.478699	Safe	60	Banded Gneiss	27
4	Madhya Pradesh	CHHINDWARA	PANDHURNA	Narayan Ghat F.v.1	78.714286	21.825107	Semi Critical	60	Banded Gneiss	30
5	Madhya Pradesh	CHHINDWARA	PANDHURNA	Karaghat Kamthi	78.668859	21.853339	Semi Critical	60	Banded Gneiss	30
6	Madhya Pradesh	CHHINDWARA	MOHKHED	Maini Khapa Ryt.	78.570548	21.905398	Semi Critical	60	Banded Gneiss	32
7	Madhya Pradesh	CHHINDWARA	MOHKHED	Bichhuwa Baitul	78.529505	21.949378	Semi Critical	60	Banded Gneiss	32
8	Madhya Pradesh	CHHINDWARA	MOHKHED	Kohai Mal	78.625002	21.944273	Semi Critical	60	Banded Gneiss	32
9	Madhya Pradesh	CHHINDWARA	MOHKHED	Belkhera	78.646119	22.009574	Semi Critical	60	Banded Gneiss	32
10	Madhya Pradesh	CHHINDWARA	MOHKHED	Umardoh	78.529793	22.026488	Semi Critical	60	Banded Gneiss	32
11	Madhya Pradesh	CHHINDWARA	MOHKHED	Bhawari Ryt.	78.599247	21.983395	Semi Critical	60	Banded Gneiss	32
12	Madhya Pradesh	CHHINDWARA	CHHINDWARA	Gangiwada	78.864289	22.073351	Critical	60	Banded Gneiss	35
13	Madhya Pradesh	CHHINDWARA	CHHINDWARA	Lahgadua	78.986711	22.072675	Critical	60	Banded Gneiss	35

	Pradesh									
14	Madhya Pradesh	CHHINDWARA	CHHINDWARA	Nagjhir	79.053518	22.140555	Critical	60	Banded Gneiss	35
15	Madhya Pradesh	JABALPUR	JABALPUR	JABALPUR	79.919626	23.138317	Critical	60	Banded Gneiss	40
16	Madhya Pradesh	JABALPUR	PANAGAR	Jhurjhuru	79.994763	23.216266	Safe	60	Banded Gneiss	22
17	Madhya Pradesh	JABALPUR	JABALPUR	H.V.FACT JABALPUR	79.957838	23.187365	Safe	60	Banded Gneiss	40
18	Madhya Pradesh	SEONI	BARGHAT	Kachna	79.774725	22.030497	Safe	60	Banded Gneiss	21
19	Madhya Pradesh	SEONI	KURAI	Pindkapar	79.500812	21.824021	Safe	60	Banded Gneiss	25
20	Madhya Pradesh	ALIRAJPUR	Alirajpur	Polchotti	74.30069	22.530187	Safe	60	Granite	24
21	Madhya Pradesh	ALIRAJPUR	BHAVRA	Kareti Chhoti	74.332233	22.552285	Safe	60	Granite	26
22	Madhya Pradesh	BALAGHAT	BALAGHAT	Forest	80.186696	22.001586	Safe	60	Granite	25
23	Madhya Pradesh	DEWAS	KHATEGAON	Rantha	76.804048	22.501714	Semi Critical	60	Granite	50
24	Madhya Pradesh	DEWAS	KHATEGAON	Rajore	76.876986	22.49498	Semi Critical	60	Granite	50
25	Madhya Pradesh	DEWAS	KHATEGAON	Nimanpur	76.945369	22.503757	Semi Critical	60	Granite	50
26	Madhya Pradesh	DEWAS	KHATEGAON	Sandalpur	76.94301	22.562051	Semi Critical	60	Granite	50
27	Madhya Pradesh	DEWAS	KHATEGAON	Agarda	76.872305	22.55994	Semi Critical	60	Granite	50
28	Madhya Pradesh	DEWAS	KHATEGAON	Kanwlasa	76.814343	22.560605	Semi Critical	60	Granite	50
29	Madhya Pradesh	DEWAS	KHATEGAON	Chandwana	76.87639	22.62701	Semi Critical	60	Granite	50
30	Madhya Pradesh	DEWAS	KHATEGAON	Panda	76.946252	22.623227	Semi Critical	60	Granite	50
31	Madhya Pradesh	DEWAS	KHATEGAON	Daiyat	77.051059	22.512033	Semi Critical	60	Granite	50
32	Madhya Pradesh	JHABUA	JHABUA	Bhoyara	74.536419	22.770295	Semi Critical	60	Granite	24

	h									
33	Madhya Pradesh	JHABUA	JHABUA	Bhagor	74.603095	22.88831	Semi Critical	60	Granite	24
34	Madhya Pradesh	JHABUA	JHABUA	Golachhoti	74.601293	22.708936	Semi Critical	60	Granite	24
35	Madhya Pradesh	JHABUA	JHABUA	Pipalipada	74.545912	22.708788	Semi Critical	60	Granite	24
36	Madhya Pradesh	JABALPUR	MAJHOLI	Diwari	80.003843	23.490309	Safe	60	Laterite	29
37	Madhya Pradesh	NEEMUCH	NEEMUCH	Newad	74.946662	24.550985	Over Exploited	60	Laterite	32
38	Madhya Pradesh	RATLAM	PIPLODA	Ranayara	75.019954	23.78423	Over Exploited	60	Laterite	50
39	Madhya Pradesh	CHHINDWARA	HARRAI	Piparpani	79.078965	22.56865	Safe	60	Limestone	37
40	Madhya Pradesh	JHABUA	JHABUA	Pitol Kalan	74.464071	22.776221	Semi Critical	60	Limestone	24
41	Madhya Pradesh	JHABUA	JHABUA	Bwadi Badi	74.482146	22.822123	Semi Critical	60	Limestone	24
42	Madhya Pradesh	JHABUA	JHABUA	Masuriya	74.545203	22.82293	Semi Critical	60	Limestone	24
43	Madhya Pradesh	JHABUA	JHABUA	Dhebar	74.606602	22.823709	Semi Critical	60	Limestone	24
44	Madhya Pradesh	JHABUA	JHABUA	Jhayda	74.543355	22.879227	Semi Critical	60	Limestone	24
45	Madhya Pradesh	JHABUA	MEGHNAGAR	Kadwapada	74.551178	22.961718	Safe	60	Limestone	15
46	Madhya Pradesh	JHABUA	RANAPUR	RANAPUR	74.501139	22.64157	Safe	60	Limestone	17
47	Madhya Pradesh	NARSINGHPUR	NARSINGHPUR	Mehka (dhana)	79.305005	23.084983	Semi Critical	60	Limestone	53
48	Madhya Pradesh	NARSINGHPUR	NARSINGHPUR	Ghat Pipariya	79.241634	23.090285	Semi Critical	60	Limestone	53
49	Madhya Pradesh	NEEMUCH	JAWAD	Ladpura	75.173624	25.005772	Over Exploited	60	Limestone	54
50	Madhya Pradesh	NEEMUCH	JAWAD	Badi	75.2269	25.001567	Over Exploited	60	Limestone	54
51	Madhya Pradesh	NEEMUCH	JAWAD	Funsariya	75.292639	24.996287	Over Exploited	60	Limestone	54

	h									
52	Madhya Pradesh	NEEMUCH	NEEMUCH	Mewasa	74.809373	24.543348	Over Exploited	60	Limestone	32
53	Madhya Pradesh	BALAGHAT	BAIHAR	Lahanganhar	80.678566	21.822725	Safe	60	Quartzite	23
54	Madhya Pradesh	HARDA	HARDA	Neelgarh Mal	77.025899	22.351274	Safe	60	Quartzite	23
55	Madhya Pradesh	ANUPPUR	ANUPPUR	PASAN	81.941891	23.172889	Safe	60	Sandstone	24
56	Madhya Pradesh	ANUPPUR	KOTMA	Bhathadand	82.046545	23.285568	Safe	60	Sandstone	35
57	Madhya Pradesh	ASHOKNAGAR	ISAGARH	Shyama Tori	77.883375	24.727813	Semi Critical	60	Sandstone	31
58	Madhya Pradesh	ASHOKNAGAR	ISAGARH	Mahuwan	77.884866	24.908353	Semi Critical	60	Sandstone	31
59	Madhya Pradesh	ASHOKNAGAR	ISAGARH	Baghnari	77.956975	24.910624	Semi Critical	60	Sandstone	31
60	Madhya Pradesh	ASHOKNAGAR	ISAGARH	Pipariya Isagarh	77.964742	24.841071	Semi Critical	60	Sandstone	31
61	Madhya Pradesh	ASHOKNAGAR	ISAGARH	Pipariya Isagarh	77.964742	24.841071	Semi Critical	60	Sandstone	31
62	Madhya Pradesh	BHOPAL	PHANDA	Chanced	77.451857	23.381396	Semi Critical	60	Sandstone	32
63	Madhya Pradesh	BHOPAL	PHANDA	Balampur	77.510885	23.382729	Semi Critical	60	Sandstone	32
64	Madhya Pradesh	BHOPAL	PHANDA	Kalyanpur	77.508984	23.325269	Semi Critical	60	Sandstone	32
65	Madhya Pradesh	BHOPAL	PHANDA	BHOPAL	77.373101	23.191973	Semi Critical	60	Sandstone	32
66	Madhya Pradesh	BHOPAL	PHANDA	BHOPAL	77.375284	23.269104	Semi Critical	60	Sandstone	32
67	Madhya Pradesh	BHOPAL	PHANDA	Satgarhi	77.376861	23.126856	Semi Critical	60	Sandstone	32
68	Madhya Pradesh	BHOPAL	PHANDA	Barrai	77.503926	23.186162	Semi Critical	60	Sandstone	32
69	Madhya Pradesh	BHOPAL	PHANDA	Samarda	77.554797	23.322259	Semi Critical	60	Sandstone	32
70	Madhya Pradesh	BHOPAL	PHANDA	BHOPAL	77.465134	23.26857	Semi Critical	60	Sandstone	32

	h									
71	Madhya Pradesh	BHOPAL	PHANDA	BHOPAL	77.461267	23.229882	Semi Critical	60	Sandstone	32
72	Madhya Pradesh	BHOPAL	PHANDA	BHOPAL	77.418899	23.23054	Semi Critical	60	Sandstone	32
73	Madhya Pradesh	BHOPAL	PHANDA	BHOPAL	77.376078	23.231194	Semi Critical	60	Sandstone	32
74	Madhya Pradesh	BHOPAL	PHANDA	Chhawani Adampur	77.551234	23.266777	Semi Critical	60	Sandstone	32
75	Madhya Pradesh	BHOPAL	PHANDA	Chor Sagoni	77.547872	23.232251	Semi Critical	60	Sandstone	32
76	Madhya Pradesh	BHOPAL	PHANDA	BHOPAL	77.461267	23.229882	Semi Critical	60	Sandstone	32
77	Madhya Pradesh	BHOPAL	PHANDA	Mahawadiya	77.414394	23.105193	Semi Critical	60	Sandstone	32
78	Madhya Pradesh	BHOPAL	PHANDA	Mugaliyachhap	77.372504	23.079578	Semi Critical	60	Sandstone	32
79	Madhya Pradesh	BHOPAL	PHANDA	Mugaliyachhap	77.336992	23.083441	Semi Critical	60	Sandstone	32
80	Madhya Pradesh	CHHINDWARA	PANDHURNA	Hiwarasenadwar	78.697989	21.504194	Semi Critical	60	Sandstone	30
81	Madhya Pradesh	DEWAS	KANNOD	Kharadi	76.518447	22.431251	Safe	60	Sandstone	36
82	Madhya Pradesh	DEWAS	BAGLI	Forest	76.410289	22.451584	Safe	60	Sandstone	38
83	Madhya Pradesh	DEWAS	BAGLI	Pipalyakhari	76.43986	22.528159	Safe	60	Sandstone	38
84	Madhya Pradesh	GUNA	BAMORI	Machhriya	77.070343	24.856491	Safe	60	Sandstone	22
85	Madhya Pradesh	GWALIOR	GHATIGAON	GWALIOR	78.081506	26.190002	Safe	60	Sandstone	34
86	Madhya Pradesh	GWALIOR	GHATIGAON	GWALIOR	78.150897	26.204912	Safe	60	Sandstone	34
87	Madhya Pradesh	KATNI	RITHI	Kupiya	80.162872	23.855827	Safe	60	Sandstone	23
88	Madhya Pradesh	KATNI	BAHORIBAND	Dihuta	80.08022	23.690971	Safe	60	Sandstone	23
89	Madhya Pradesh	MANDSAUR	BHANPURA	Khilchipur	75.642469	24.60889	Critical	60	Sandstone	37

	h									
90	Madhya Pradesh	MANDSAUR	BHANPURA	Modi	75.646101	24.476653	Critical	60	Sandstone	37
91	Madhya Pradesh	MANDSAUR	BHANPURA	Aranyabhau	75.641164	24.430926	Critical	60	Sandstone	37
92	Madhya Pradesh	MANDSAUR	BHANPURA	Surjana	75.574874	24.428828	Critical	60	Sandstone	37
93	Madhya Pradesh	MANDSAUR	GAROTH	Kanpura	75.510707	24.410426	Semi Critical	60	Sandstone	50
94	Madhya Pradesh	MANDSAUR	MALHARGARH	Jetpura	74.956318	24.246417	Critical	60	Sandstone	49
95	Madhya Pradesh	MANDSAUR	MALHARGARH	Balagudha	74.949091	24.177133	Critical	60	Sandstone	49
96	Madhya Pradesh	MANDSAUR	MANDSAUR	Multanpura	75.02037	24.104533	Over Exploited	60	Sandstone	59
97	Madhya Pradesh	MANDSAUR	MANDSAUR	Rewasdeoda	74.940065	24.100088	Over Exploited	60	Sandstone	59
98	Madhya Pradesh	MANDSAUR	MANDSAUR	Tigariya	75.089807	24.102845	Over Exploited	60	Sandstone	59
99	Madhya Pradesh	MORENA	KAILARAS	Thathipura	77.67731	26.219745	Safe	60	Sandstone	24
100	Madhya Pradesh	MORENA	MORENA	Tikari	78.242818	26.319492	Safe	60	Sandstone	40
101	Madhya Pradesh	NARSINGHPUR	NARSINGHPUR	Forest	79.256334	23.138636	Semi Critical	60	Sandstone	53
102	Madhya Pradesh	NEEMUCH	JAWAD	Gwaliorkhurd	74.859257	24.920171	Over Exploited	60	Sandstone	54
103	Madhya Pradesh	NEEMUCH	JAWAD	Chadichada	74.88532	24.861831	Over Exploited	60	Sandstone	54
104	Madhya Pradesh	NEEMUCH	JAWAD	Ranawat Kheda	74.950771	24.808834	Over Exploited	60	Sandstone	54
105	Madhya Pradesh	NEEMUCH	JAWAD	Ratangarh	74.877773	24.813322	Over Exploited	60	Sandstone	54
106	Madhya Pradesh	NEEMUCH	JAWAD	Kirpura	75.019053	24.816052	Over Exploited	60	Sandstone	54
107	Madhya Pradesh	NEEMUCH	JAWAD	Barada	75.014584	24.596252	Over Exploited	60	Sandstone	54
108	Madhya Pradesh	NEEMUCH	JAWAD	JAWAD	74.870926	24.617585	Over Exploited	60	Sandstone	54

	h									
109	Madhya Pradesh	NEEMUCH	JAWAD	Kecharpura	74.794075	24.675392	Over Exploited	60	Sandstone	54
110	Madhya Pradesh	NEEMUCH	JAWAD	Ruppura	74.809171	24.746753	Over Exploited	60	Sandstone	54
111	Madhya Pradesh	NEEMUCH	JAWAD	Nayagaon	74.815337	24.627752	Over Exploited	60	Sandstone	54
112	Madhya Pradesh	NEEMUCH	NEEMUCH	Semarda	74.742118	24.49151	Over Exploited	60	Sandstone	32
113	Madhya Pradesh	NEEMUCH	NEEMUCH	Kasbi	74.81376	24.357092	Over Exploited	60	Sandstone	32
114	Madhya Pradesh	NEEMUCH	NEEMUCH	Amawalijagir	74.810836	24.251726	Over Exploited	60	Sandstone	32
115	Madhya Pradesh	NEEMUCH	NEEMUCH	Phophaliya	74.880612	24.246623	Over Exploited	60	Sandstone	32
116	Madhya Pradesh	NEEMUCH	MANASA	Dhamanya	75.156869	24.544324	Semi Critical	60	Sandstone	36
117	Madhya Pradesh	NEEMUCH	MANASA	Amargarh	75.384766	24.549336	Semi Critical	60	Sandstone	36
118	Madhya Pradesh	NEEMUCH	MANASA	Hatuniya	75.354932	24.480128	Semi Critical	60	Sandstone	36
119	Madhya Pradesh	RAISEN	GOHAGANJ	Thikari	77.43372	23.059417	Safe	60	Sandstone	29
120	Madhya Pradesh	RAISEN	GOHAGANJ	Bersiya	77.422452	22.977887	Safe	60	Sandstone	29
121	Madhya Pradesh	RAISEN	GOHAGANJ	Bersiya	77.371511	23.055067	Safe	60	Sandstone	29
122	Madhya Pradesh	RAISEN	GOHAGANJ	Imaliya Gondi	77.508606	22.997728	Safe	60	Sandstone	29
123	Madhya Pradesh	RAISEN	GOHAGANJ	Jawra Malkhar	77.51005	22.943238	Safe	60	Sandstone	29
124	Madhya Pradesh	RAISEN	GOHAGANJ	Diwatiya	77.570403	22.938489	Safe	60	Sandstone	29
125	Madhya Pradesh	RAISEN	GOHAGANJ	Banskuwas	77.639846	22.939618	Safe	60	Sandstone	29
126	Madhya Pradesh	RAISEN	GOHAGANJ	Tamot	77.638512	22.997129	Safe	60	Sandstone	29
127	Madhya Pradesh	RAISEN	GOHAGANJ	Jhalar Khurd	77.704385	22.981645	Safe	60	Sandstone	29



	h									
128	Madhya Pradesh	RAISEN	GOHAGANJ	Dob	77.766757	22.995695	Safe	60	Sandstone	29
129	Madhya Pradesh	RAISEN	GOHAGANJ	Rojda Chakra	77.577321	23.130514	Safe	60	Sandstone	29
130	Madhya Pradesh	RAISEN	GOHAGANJ	Shahbad Tilendi	77.641095	23.129458	Safe	60	Sandstone	29
131	Madhya Pradesh	RAISEN	GOHAGANJ	Kashoda	77.702916	23.194215	Safe	60	Sandstone	29
132	Madhya Pradesh	RAISEN	GOHAGANJ	Chiklod Kalan	77.719292	23.113757	Safe	60	Sandstone	29
133	Madhya Pradesh	RAISEN	GOHAGANJ	Ratapani	77.709802	22.92558	Safe	60	Sandstone	29
134	Madhya Pradesh	RAISEN	GOHAGANJ	Kamton Kansiya	77.780848	23.124785	Safe	60	Sandstone	29
135	Madhya Pradesh	RAISEN	GOHAGANJ	Samnapur Kalan	77.83246	23.051258	Safe	60	Sandstone	29
136	Madhya Pradesh	RAISEN	GOHAGANJ	Borkhedi	77.90064	23.067416	Safe	60	Sandstone	29
137	Madhya Pradesh	RAISEN	GOHAGANJ	Dungariya	77.981324	23.056838	Safe	60	Sandstone	29
138	Madhya Pradesh	RAISEN	GOHAGANJ	Semari Khurd	78.043271	23.049607	Safe	60	Sandstone	29
139	Madhya Pradesh	RAISEN	GOHAGANJ	Kumdi Bithori	77.452609	23.01903	Safe	60	Sandstone	29
140	Madhya Pradesh	RAISEN	RAISEN	Gopalpur	77.763698	23.34569	Safe	60	Sandstone	23
141	Madhya Pradesh	REWA	MAUGANJ	Hill	81.846945	24.531783	Semi Critical	60	Sandstone	24
142	Madhya Pradesh	REWA	MAUGANJ	Saraiha	81.850744	24.589121	Semi Critical	60	Sandstone	24
143	Madhya Pradesh	REWA	MAUGANJ	Amahabandh	81.780656	24.592308	Semi Critical	60	Sandstone	24
144	Madhya Pradesh	REWA	MAUGANJ	Arjunkahua	81.708529	24.532525	Semi Critical	60	Sandstone	24
145	Madhya Pradesh	REWA	MAUGANJ	Baharadabar	81.916545	24.581204	Semi Critical	60	Sandstone	24
146	Madhya Pradesh	REWA	MAUGANJ	Barati	81.713457	24.599617	Semi Critical	60	Sandstone	24

	h									
147	Madhya Pradesh	REWA	MAUGANJ	Kharhaniha	81.661193	24.61113	Semi Critical	60	Sandstone	24
148	Madhya Pradesh	REWA	MAUGANJ	Sagra	81.658255	24.656547	Semi Critical	60	Sandstone	24
149	Madhya Pradesh	REWA	MAUGANJ	Dhangan	81.71934	24.659323	Semi Critical	60	Sandstone	24
150	Madhya Pradesh	REWA	MAUGANJ	Chandra Mahuli	81.788271	24.658658	Semi Critical	60	Sandstone	24
151	Madhya Pradesh	REWA	MAUGANJ	Bhadaiya	81.852283	24.653903	Semi Critical	60	Sandstone	24
152	Madhya Pradesh	REWA	MAUGANJ	MAUGANJ	81.921693	24.650096	Semi Critical	60	Sandstone	24
153	Madhya Pradesh	REWA	MAUGANJ	Chamarhar No 4	81.846683	24.710448	Semi Critical	60	Sandstone	24
154	Madhya Pradesh	REWA	RAIPUR KARCHULIYAN	Padariya	81.511233	24.553244	Safe	60	Sandstone	23
155	Madhya Pradesh	REWA	HANUMANA	Pidariya	82.056433	24.702297	Safe	60	Sandstone	22
156	Madhya Pradesh	REWA	GANGEV	Mauhariya Kothar 485	81.531655	24.761812	Safe	60	Sandstone	39
157	Madhya Pradesh	SATNA	SOHAWAL	Rampura	80.674895	24.761516	Semi Critical	60	Sandstone	45
158	Madhya Pradesh	SATNA	SOHAWAL	Khangarh	80.589569	24.75998	Semi Critical	60	Sandstone	45
159	Madhya Pradesh	SATNA	SOHAWAL	Chorbari	80.599925	24.700758	Semi Critical	60	Sandstone	45
160	Madhya Pradesh	SATNA	SOHAWAL	Deori Khurd	80.676633	24.699649	Semi Critical	60	Sandstone	45
161	Madhya Pradesh	SATNA	SOHAWAL	Shivsagar	80.753443	24.757322	Semi Critical	60	Sandstone	45
162	Madhya Pradesh	SATNA	SOHAWAL	Bhaiswar	80.807947	24.754023	Semi Critical	60	Sandstone	45
163	Madhya Pradesh	SATNA	SOHAWAL	Itma	80.808542	24.696962	Semi Critical	60	Sandstone	45
164	Madhya Pradesh	SATNA	SOHAWAL	Lokhariha	80.737667	24.697321	Semi Critical	60	Sandstone	45
165	Madhya Pradesh	SATNA	SOHAWAL	Kudiya	80.740677	24.635409	Semi Critical	60	Sandstone	45

	h									
166	Madhya Pradesh	SATNA	SOHAWAL	Narayanpur	80.672154	24.643961	Semi Critical	60	Sandstone	45
167	Madhya Pradesh	SATNA	SOHAWAL	Padraut	80.606675	24.648208	Semi Critical	60	Sandstone	45
168	Madhya Pradesh	SATNA	SOHAWAL	Shivpurwa	80.816597	24.632482	Semi Critical	60	Sandstone	45
169	Madhya Pradesh	SATNA	SOHAWAL	Poindha Khurd	80.879362	24.626468	Semi Critical	60	Sandstone	45
170	Madhya Pradesh	SATNA	SOHAWAL	Turri	80.882318	24.689326	Semi Critical	60	Sandstone	45
171	Madhya Pradesh	SATNA	SOHAWAL	Ramsthan	80.942341	24.625172	Semi Critical	60	Sandstone	45
172	Madhya Pradesh	SATNA	SOHAWAL	Majhagawan	80.875369	24.568997	Semi Critical	60	Sandstone	45
173	Madhya Pradesh	SATNA	SOHAWAL	Barhatha Kalan	80.741043	24.57241	Semi Critical	60	Sandstone	45
174	Madhya Pradesh	SATNA	SOHAWAL	SATNA	80.807809	24.512805	Semi Critical	60	Sandstone	45
175	Madhya Pradesh	SATNA	RAMPUR-BAGHELAN	Bachhoura	81.028888	24.748831	Semi Critical	60	Sandstone	37
176	Madhya Pradesh	SATNA	RAMPUR-BAGHELAN	Deora	81.097077	24.746656	Semi Critical	60	Sandstone	37
177	Madhya Pradesh	SATNA	RAMPUR-BAGHELAN	KOTAR	81.019868	24.683261	Semi Critical	60	Sandstone	37
178	Madhya Pradesh	SATNA	RAMPUR-BAGHELAN	Laulachh	81.091526	24.686299	Semi Critical	60	Sandstone	37
179	Madhya Pradesh	SATNA	RAMPUR-BAGHELAN	Bakiya Baila	81.1564	24.683643	Semi Critical	60	Sandstone	37
180	Madhya Pradesh	SATNA	RAMPUR-BAGHELAN	Deomau Daldal	81.154903	24.613624	Semi Critical	60	Sandstone	37
181	Madhya Pradesh	SATNA	RAMPUR-BAGHELAN	Bela	81.087558	24.618157	Semi Critical	60	Sandstone	37
182	Madhya Pradesh	SATNA	RAMPUR-BAGHELAN	Goraiya	81.01487	24.619903	Semi Critical	60	Sandstone	37
183	Madhya Pradesh	SATNA	RAMPUR-BAGHELAN	Medhi	81.018874	24.554402	Semi Critical	60	Sandstone	37
184	Madhya Pradesh	SATNA	RAMPUR-BAGHELAN	Jamuna	81.086339	24.552871	Semi Critical	60	Sandstone	37

	h									
185	Madhya Pradesh	SATNA	RAMPUR-BAGHELAN	Tiwani	81.149993	24.553248	Semi Critical	60	Sandstone	37
186	Madhya Pradesh	SATNA	RAMPUR-BAGHELAN	Deora	81.135784	24.501564	Semi Critical	60	Sandstone	37
187	Madhya Pradesh	SATNA	RAMPUR-BAGHELAN	RAMPUR BAGHELAN	81.00956	24.495375	Semi Critical	60	Sandstone	37
188	Madhya Pradesh	SATNA	RAMPUR-BAGHELAN	Atarhara	80.943073	24.503362	Semi Critical	60	Sandstone	37
189	Madhya Pradesh	SATNA	RAMPUR-BAGHELAN	Baraha	80.866834	24.497443	Semi Critical	60	Sandstone	37
190	Madhya Pradesh	SATNA	RAMPUR-BAGHELAN	Belhati	80.959962	24.448636	Semi Critical	60	Sandstone	37
191	Madhya Pradesh	SATNA	RAMPUR-BAGHELAN	Jamuniya 159	81.009664	24.429436	Semi Critical	60	Sandstone	37
192	Madhya Pradesh	SATNA	RAMPUR-BAGHELAN	Asarar	80.934239	24.370642	Semi Critical	60	Sandstone	37
193	Madhya Pradesh	SATNA	RAMPUR-BAGHELAN	Chorhata	80.864347	24.373966	Semi Critical	60	Sandstone	37
194	Madhya Pradesh	SATNA	RAMPUR-BAGHELAN	Semara	80.938796	24.329473	Semi Critical	60	Sandstone	37
195	Madhya Pradesh	SATNA	MAIHAR	Gobri	80.848036	24.301522	Semi Critical	60	Sandstone	50
196	Madhya Pradesh	SATNA	MAIHAR	Amatola	80.789308	24.307344	Semi Critical	60	Sandstone	50
197	Madhya Pradesh	SATNA	MAIHAR	Balrampur	80.736047	24.305212	Semi Critical	60	Sandstone	50
198	Madhya Pradesh	SATNA	MAIHAR	Rigra	80.865718	24.24915	Semi Critical	60	Sandstone	50
199	Madhya Pradesh	SATNA	MAIHAR	Pahadi	80.729574	24.24782	Semi Critical	60	Sandstone	50
200	Madhya Pradesh	SATNA	MAIHAR	Bela Nadipur	80.660686	24.258132	Semi Critical	60	Sandstone	50
201	Madhya Pradesh	SATNA	MAIHAR	Arkandi	80.604797	24.25486	Semi Critical	60	Sandstone	50
202	Madhya Pradesh	SATNA	MAIHAR	Sagmaniha	80.724166	24.185038	Semi Critical	60	Sandstone	50
203	Madhya Pradesh	SATNA	MAIHAR	Madai	80.788046	24.179648	Semi Critical	60	Sandstone	50

	h									
204	Madhya Pradesh	SATNA	MAIHAR	Karaiya Deori	80.856229	24.18357	Semi Critical	60	Sandstone	50
205	Madhya Pradesh	SATNA	MAIHAR	Goraiya	80.850123	24.120829	Semi Critical	60	Sandstone	50
206	Madhya Pradesh	SATNA	MAIHAR	Umdaur	80.787519	24.125005	Semi Critical	60	Sandstone	50
207	Madhya Pradesh	SATNA	MAIHAR	Dhabarai	80.711781	24.13975	Semi Critical	60	Sandstone	50
208	Madhya Pradesh	SATNA	MAIHAR	Mahedar	80.646662	24.131484	Semi Critical	60	Sandstone	50
209	Madhya Pradesh	SATNA	MAIHAR	Tiskili Kalan	80.578578	24.06981	Semi Critical	60	Sandstone	50
210	Madhya Pradesh	SATNA	MAIHAR	Binaika	80.500452	24.013806	Semi Critical	60	Sandstone	50
211	Madhya Pradesh	SATNA	MAIHAR	Prayag Ganj	80.430249	24.006212	Semi Critical	60	Sandstone	50
212	Madhya Pradesh	SATNA	MAIHAR	Sakari	80.512846	24.061501	Semi Critical	60	Sandstone	50
213	Madhya Pradesh	SATNA	MAIHAR	Hardua Sani	80.455845	24.060579	Semi Critical	60	Sandstone	50
214	Madhya Pradesh	SATNA	MAIHAR	Raigawan	80.593389	24.112651	Semi Critical	60	Sandstone	50
215	Madhya Pradesh	SATNA	MAIHAR	Bhatewara	80.674736	24.078147	Semi Critical	60	Sandstone	50
216	Madhya Pradesh	SATNA	MAIHAR	Bandhi	80.718648	24.075912	Semi Critical	60	Sandstone	50
217	Madhya Pradesh	SATNA	MAIHAR	Guguwar	80.792005	24.066607	Semi Critical	60	Sandstone	50
218	Madhya Pradesh	SATNA	MAIHAR	Dharampura	80.845779	24.05386	Semi Critical	60	Sandstone	50
219	Madhya Pradesh	SATNA	MAIHAR	Kusedi	80.673844	24.175041	Semi Critical	60	Sandstone	50
220	Madhya Pradesh	SATNA	NAGOD	Amiliya	80.531308	24.598793	Safe	60	Sandstone	32
221	Madhya Pradesh	SATNA	RAMNAGAR	Govindpur	81.135194	24.182403	Safe	60	Sandstone	25
222	Madhya Pradesh	SATNA	UNCHEHARA	Antarbediya Khurd	80.675363	24.400582	Safe	60	Sandstone	24

	h									
223	Madhya Pradesh	SHAHDOL	BURHAR	Charohandol	81.730461	23.355997	Safe	60	Sandstone	32
224	Madhya Pradesh	SIDHI	MAJHOLI	Danga	81.665281	24.15661	Safe	60	Sandstone	27
225	Madhya Pradesh	UMARIA	PALI	Jamuhai	81.186756	23.381094	Safe	60	Sandstone	40
226	Madhya Pradesh	UMARIA	MANPUR	Kuchwahi	81.029345	23.733244	Semi Critical	60	Sandstone	27
227	Madhya Pradesh	VIDISHA	KURWAI	Dankhedi	78.268483	24.004652	Semi Critical	60	Sandstone	30
228	Madhya Pradesh	VIDISHA	VIDISHA	Dhol Khedi	77.770546	23.56245	Safe	60	Sandstone	37
229	Madhya Pradesh	ALIRAJPUR	UDAIGARH	Poya	74.546299	22.49991	Safe	60	Schist	44
230	Madhya Pradesh	BALAGHAT	PARASWADA	Forest	80.376196	22.103752	Safe	60	Schist	21
231	Madhya Pradesh	MANDLA	MAWAI	F 26 Amgahan F.v.	80.977434	22.449791	Safe	60	Schist	21
232	Madhya Pradesh	NARSINGHPUR	NARSINGHPUR	Sagouni Kalan	79.158015	23.042327	Semi Critical	60	Schist	53
233	Madhya Pradesh	SINGRAULI	CHITRANGI	Budhadol	82.539152	24.453503	Safe	60	Schist	42
234	Madhya Pradesh	DEWAS	KANNOD	Neemkheda (f.v.5)	76.581841	22.514874	Safe	60	Shale	36
235	Madhya Pradesh	GWALIOR	GHATIGAON	GWALIOR	78.208509	26.180469	Safe	60	Shale	34
236	Madhya Pradesh	GWALIOR	MORAR	Sonsa	78.273569	26.171021	Safe	60	Shale	35
237	Madhya Pradesh	GWALIOR	MORAR	Alinagar	78.201191	26.111866	Safe	60	Shale	35
238	Madhya Pradesh	GWALIOR	GHATIGAON	GWALIOR	78.239831	26.280828	Safe	60	Shale	34
239	Madhya Pradesh	GWALIOR	MORAR	Dangsarkar	78.143966	26.088861	Safe	60	Shale	35
240	Madhya Pradesh	GWALIOR	MORAR	Dangsarkar	78.172802	26.097698	Safe	60	Shale	35
241	Madhya Pradesh	GWALIOR	DABRA	BILAUVA	78.27108	26.083881	Safe	60	Shale	43

	h									
242	Madhya Pradesh	GWALIOR	MORAR	Nainagiri	78.235541	26.160426	Safe	60	Shale	35
243	Madhya Pradesh	GWALIOR	MORAR	Bandholi	78.281581	26.203708	Safe	60	Shale	35
244	Madhya Pradesh	GWALIOR	GHATIGAON	Alinagar	78.201191	26.111866	Safe	60	Shale	34
245	Madhya Pradesh	KATNI	VIJAYRAGHAVGARH	Singhanpura	80.662857	23.970064	Safe	60	Shale	23
246	Madhya Pradesh	MANDSAUR	BHANPURA	Sanwatkothadi	75.765426	24.661773	Critical	60	Shale	37
247	Madhya Pradesh	MANDSAUR	BHANPURA	Thagi	75.796855	24.602947	Critical	60	Shale	37
248	Madhya Pradesh	MANDSAUR	BHANPURA	Forest	75.774159	24.549785	Critical	60	Shale	37
249	Madhya Pradesh	MANDSAUR	BHANPURA	Badodiya	75.706848	24.613085	Critical	60	Shale	37
250	Madhya Pradesh	MANDSAUR	BHANPURA	Sammatkhedi	75.852962	24.543439	Critical	60	Shale	37
251	Madhya Pradesh	NEEMUCH	JAWAD	Sarwaniya [singoli]	75.155852	24.937192	Over Exploited	60	Shale	54
252	Madhya Pradesh	NEEMUCH	JAWAD	Tokra	75.229954	24.937096	Over Exploited	60	Shale	54
253	Madhya Pradesh	NEEMUCH	JAWAD	Jarad (singoli)	75.30292	24.935933	Over Exploited	60	Shale	54
254	Madhya Pradesh	NEEMUCH	JAWAD	Indraji Ka Kheda	75.142632	24.871085	Over Exploited	60	Shale	54
255	Madhya Pradesh	NEEMUCH	JAWAD	Chaldu	75.227584	24.880485	Over Exploited	60	Shale	54
256	Madhya Pradesh	NEEMUCH	JAWAD	Barekhan	75.209414	24.818823	Over Exploited	60	Shale	54
257	Madhya Pradesh	NEEMUCH	JAWAD	Manoharpura Kalan	75.304998	24.820602	Over Exploited	60	Shale	54
258	Madhya Pradesh	NEEMUCH	JAWAD	Ruppura (amba)	75.36414	24.833105	Over Exploited	60	Shale	54
259	Madhya Pradesh	NEEMUCH	JAWAD	Amarpura [ratangarh]	75.023178	24.742367	Over Exploited	60	Shale	54
260	Madhya Pradesh	NEEMUCH	JAWAD	Suntholi	75.091014	24.738962	Over Exploited	60	Shale	54

	h									
261	Madhya Pradesh	NEEMUCH	JAWAD	Shyampura	75.155568	24.744165	Over Exploited	60	Shale	54
262	Madhya Pradesh	NEEMUCH	JAWAD	Manda	75.016181	24.682667	Over Exploited	60	Shale	54
263	Madhya Pradesh	NEEMUCH	JAWAD	Maharajpurakhurd	75.086452	24.681141	Over Exploited	60	Shale	54
264	Madhya Pradesh	NEEMUCH	JAWAD	Kharadi	75.157136	24.682961	Over Exploited	60	Shale	54
265	Madhya Pradesh	NEEMUCH	JAWAD	Jagepur [mina]	75.08928	24.613928	Over Exploited	60	Shale	54
266	Madhya Pradesh	NEEMUCH	JAWAD	Indraji Ka Kheda	75.152753	24.876454	Over Exploited	60	Shale	54
267	Madhya Pradesh	NEEMUCH	JAWAD	Jagpur (bordiya)	75.09343	24.849853	Over Exploited	60	Shale	54
268	Madhya Pradesh	NEEMUCH	MANASA	Gafarda	75.229864	24.672045	Semi Critical	60	Shale	36
269	Madhya Pradesh	NEEMUCH	MANASA	Chaukadi	75.29254	24.679771	Semi Critical	60	Shale	36
270	Madhya Pradesh	NEEMUCH	MANASA	Bakhtuni	75.36707	24.678402	Semi Critical	60	Shale	36
271	Madhya Pradesh	NEEMUCH	MANASA	Kheda	75.437623	24.672186	Semi Critical	60	Shale	36
272	Madhya Pradesh	NEEMUCH	MANASA	Kheda	75.505582	24.678602	Semi Critical	60	Shale	36
273	Madhya Pradesh	NEEMUCH	MANASA	Kundalyakhurd	75.225152	24.619016	Semi Critical	60	Shale	36
274	Madhya Pradesh	NEEMUCH	MANASA	Banjaribuzurg	75.310207	24.622481	Semi Critical	60	Shale	36
275	Madhya Pradesh	NEEMUCH	MANASA	Dayli	75.430127	24.601695	Semi Critical	60	Shale	36
276	Madhya Pradesh	NEEMUCH	MANASA	Kachhi Mata Bhatkhedi	75.369784	24.629052	Semi Critical	60	Shale	36
277	Madhya Pradesh	NEEMUCH	MANASA	Piplyahadi	75.247102	24.545408	Semi Critical	60	Shale	36
278	Madhya Pradesh	NEEMUCH	MANASA	Dhodhar	75.312302	24.544082	Semi Critical	60	Shale	36
279	Madhya Pradesh	NEEMUCH	MANASA	Kheda	75.509538	24.621258	Semi Critical	60	Shale	36



	h									
280	Madhya Pradesh	REWA	MAUGANJ	Kaduaman	81.779994	24.530538	Semi Critical	60	Shale	24
281	Madhya Pradesh	SATNA	MAIHAR	Dhan Wahi	80.781596	23.993325	Semi Critical	60	Shale	50
282	Madhya Pradesh	SHAHDOL	BEOHARI	Charka	81.285928	24.079735	Safe	60	Shale	26

**MP PZ BOQ 7**

S No	STATE	District	Block	Location	Longitude	Latitude	Category	Proposed Depth in meter	Formation	Tentative Depth of DWLR installation (m)
1	Madhya Pradesh	BARWANI	PANSEMAL	Kala Amba	74.537902	21.807745	Over Exploited	200	Basalt	29.95
2	Madhya Pradesh	BARWANI	PANSEMAL	Kala Amba	74.749824	21.742601	Over Exploited	200	Basalt	29.95
3	Madhya Pradesh	BARWANI	PANSEMAL	Kala Amba	74.680543	21.800627	Over Exploited	200	Basalt	29.95
4	Madhya Pradesh	BARWANI	PANSEMAL	Kala Amba	74.611911	21.794517	Over Exploited	200	Basalt	29.95
5	Madhya Pradesh	DEWAS	DEWAS	Jamunya	76.055615	22.890512	Over Exploited	200	Basalt	45
6	Madhya Pradesh	DEWAS	DEWAS	Siroliya	76.121229	22.885779	Over Exploited	200	Basalt	45
7	Madhya Pradesh	DEWAS	DEWAS	Morukhedi	76.190603	22.888702	Over Exploited	200	Basalt	45
8	Madhya Pradesh	DEWAS	DEWAS	Pitawali	76.119922	22.951757	Over Exploited	200	Basalt	45
9	Madhya Pradesh	DEWAS	DEWAS	Nipanya	76.052904	23.018185	Over Exploited	200	Basalt	45
10	Madhya Pradesh	DEWAS	SONKUTCH	Bawarkhedi	76.398504	23.073236	Over Exploited	200	Basalt	55
11	Madhya Pradesh	DEWAS	SONKUTCH	Lakundi	76.531101	23.133803	Over Exploited	200	Basalt	55
12	Madhya Pradesh	DEWAS	SONKUTCH	Chhayanmena	76.458762	23.009348	Over Exploited	200	Basalt	55
13	Madhya Pradesh	DEWAS	SONKUTCH	Talod	76.395395	23.014554	Over Exploited	200	Basalt	55
14	Madhya Pradesh	DEWAS	SONKUTCH	Dhaturiaran	76.33196	23.013556	Over Exploited	200	Basalt	55

15	Madhya Pradesh	DHAR	BADNAWAR	Tilgara	75.087075	23.078341	Over Exploited	200	Basalt	46
16	Madhya Pradesh	DHAR	BADNAWAR	Multhan	75.15756	23.079578	Over Exploited	200	Basalt	46
17	Madhya Pradesh	DHAR	BADNAWAR	Bhensola	75.027864	23.008237	Over Exploited	200	Basalt	46
18	Madhya Pradesh	DHAR	BADNAWAR	Bordi	75.014748	23.069844	Over Exploited	200	Basalt	46
19	Madhya Pradesh	DHAR	BADNAWAR	Semal Kheda	75.084734	23.018339	Over Exploited	200	Basalt	46
20	Madhya Pradesh	DHAR	BADNAWAR	Sangwi Alias Daulatpura	75.159725	23.018571	Over Exploited	200	Basalt	46
21	Madhya Pradesh	DHAR	BADNAWAR	Multhan	75.221687	23.075763	Over Exploited	200	Basalt	46
22	Madhya Pradesh	DHAR	BADNAWAR	Panchakwasa	75.290958	23.017806	Over Exploited	200	Basalt	46
23	Madhya Pradesh	DHAR	DHAR	Tisgaon	75.293939	22.703339	Over Exploited	200	Basalt	49
24	Madhya Pradesh	DHAR	DHAR	Akaldunadhar	75.432626	22.69831	Over Exploited	200	Basalt	49
25	Madhya Pradesh	DHAR	DHAR	Badchhapra	75.494126	22.705674	Over Exploited	200	Basalt	49
26	Madhya Pradesh	DHAR	DHAR	Nawasa	75.363374	22.638616	Over Exploited	200	Basalt	49
27	Madhya Pradesh	DHAR	DHAR	Utarsee	75.358117	22.569332	Over Exploited	200	Basalt	49
28	Madhya Pradesh	DHAR	DHAR	Banediya	75.423405	22.574704	Over Exploited	200	Basalt	49
29	Madhya Pradesh	DHAR	NALCHHA	Sodpur	75.36145	22.379443	Over Exploited	200	Basalt	33
30	Madhya Pradesh	DHAR	NALCHHA	Bhitalwada	75.292782	22.387024	Over Exploited	200	Basalt	33
31	Madhya Pradesh	DHAR	NALCHHA	Badiya	75.355972	22.32302	Over Exploited	200	Basalt	33
32	Madhya Pradesh	DHAR	NALCHHA	Mandv	75.427963	22.323466	Over Exploited	200	Basalt	33
33	Madhya Pradesh	DHAR	NALCHHA	Nalchha	75.426828	22.388586	Over Exploited	200	Basalt	33

34	Madhya Pradesh	DHAR	NALCHHA	Bachhanpur	75.49862	22.510551	Over Exploited	200	Basalt	33
35	Madhya Pradesh	INDORE	INDORE	Pipalda	76.047741	22.570632	Over Exploited	200	Basalt	56
36	Madhya Pradesh	INDORE	INDORE	Tinchha	75.986637	22.574768	Over Exploited	200	Basalt	56
37	Madhya Pradesh	INDORE	INDORE	Kampel	76.051706	22.637022	Over Exploited	200	Basalt	56
38	Madhya Pradesh	INDORE	INDORE	Baroda Daulat	76.0486	22.759696	Over Exploited	200	Basalt	56
39	Madhya Pradesh	INDORE	INDORE	Nahar Jhabua	76.186239	22.647866	Over Exploited	200	Basalt	56
40	Madhya Pradesh	INDORE	SAWER	Balodatakun	75.775398	22.886128	Over Exploited	200	Basalt	54
41	Madhya Pradesh	INDORE	SAWER	Aatkya	75.843851	22.890064	Over Exploited	200	Basalt	54
42	Madhya Pradesh	INDORE	SAWER	Brahman Pipalya	75.919699	22.89307	Over Exploited	200	Basalt	54
43	Madhya Pradesh	INDORE	SAWER	Solsindi	75.915513	22.958209	Over Exploited	200	Basalt	54
44	Madhya Pradesh	INDORE	MHOW	Badgaon	75.633387	22.444208	Over Exploited	200	Basalt	57
45	Madhya Pradesh	INDORE	INDORE	INDORE	75.913256	22.763462	Over Exploited	200	Basalt	56
46	Madhya Pradesh	INDORE	DEPALPUR	Machal	75.711478	22.700887	Over Exploited	200	Basalt	65
47	Madhya Pradesh	INDORE	INDORE	Palda	75.920481	22.690281	Over Exploited	200	Basalt	56
48	Madhya Pradesh	INDORE	SAWER	Aibi Khedi	75.710534	22.890193	Over Exploited	200	Basalt	54
49	Madhya Pradesh	INDORE	SAWER	Khalkhala	75.704426	22.953423	Over Exploited	200	Basalt	54
50	Madhya Pradesh	INDORE	SAWER	Panod	75.849356	23.015617	Over Exploited	200	Basalt	54
51	Madhya Pradesh	INDORE	SAWER	Budhanya Panth	75.656405	23.008783	Over Exploited	200	Basalt	54
52	Madhya Pradesh	INDORE	SAWER	Sagwal	75.782336	22.842156	Over Exploited	200	Basalt	54

53	Madhya Pradesh	INDORE	INDORE	INDORE	75.887239	22.762951	Over Exploited	200	Basalt	56
54	Madhya Pradesh	INDORE	INDORE	INDORE	75.929219	22.721856	Over Exploited	200	Basalt	56
55	Madhya Pradesh	INDORE	INDORE	INDORE	75.844329	22.729831	Over Exploited	200	Basalt	56
56	Madhya Pradesh	MANDSAUR	SITAMAU	Dhamanya	75.571997	24.101656	Over Exploited	200	Basalt	60
57	Madhya Pradesh	MANDSAUR	SITAMAU	Antraliya	75.713454	24.101734	Over Exploited	200	Basalt	60
58	Madhya Pradesh	MANDSAUR	SITAMAU	Bharpur	75.773929	24.042235	Over Exploited	200	Basalt	60
59	Madhya Pradesh	MANDSAUR	SITAMAU	Gardankhedi	75.716042	24.039825	Over Exploited	200	Basalt	60
60	Madhya Pradesh	MANDSAUR	SITAMAU	Gudha	75.574647	24.038402	Over Exploited	200	Basalt	60
61	Madhya Pradesh	MANDSAUR	SITAMAU	Rahingarh	75.509729	24.10995	Over Exploited	200	Basalt	60
62	Madhya Pradesh	MANDSAUR	SITAMAU	Jamunya	75.633658	24.120924	Over Exploited	200	Basalt	60
63	Madhya Pradesh	MANDSAUR	SITAMAU	Kotdabhadur	75.359624	24.166893	Over Exploited	200	Basalt	60
64	Madhya Pradesh	MANDSAUR	SITAMAU	Khajurichandrawat	75.287782	24.177811	Over Exploited	200	Basalt	60
65	Madhya Pradesh	MANDSAUR	SITAMAU	Lakhuipiya	75.446865	24.159935	Over Exploited	200	Basalt	60
66	Madhya Pradesh	NEEMUCH	NEEMUCH	Dudarsi	74.810981	24.499608	Over Exploited	200	Basalt	37
67	Madhya Pradesh	NEEMUCH	NEEMUCH	NEEMUCH	74.891696	24.484165	Over Exploited	200	Basalt	37
68	Madhya Pradesh	NEEMUCH	NEEMUCH	Rewalidewali	74.947717	24.487017	Over Exploited	200	Basalt	37
69	Madhya Pradesh	NEEMUCH	NEEMUCH	Rampuriya	75.021215	24.487495	Over Exploited	200	Basalt	37
70	Madhya Pradesh	NEEMUCH	NEEMUCH	Chadoli	75.021226	24.550523	Over Exploited	200	Basalt	37
71	Madhya Pradesh	NEEMUCH	NEEMUCH	Bholyawas	74.878791	24.54248	Over Exploited	200	Basalt	37

72	Madhya Pradesh	RATLAM	JAORA	Ranayara (dewas)	75.165129	23.787469	Over Exploited	200	Basalt	55
73	Madhya Pradesh	RATLAM	JAORA	Mandwi	75.231389	23.78683	Over Exploited	200	Basalt	55
74	Madhya Pradesh	RATLAM	JAORA	Gothada	75.229471	23.723641	Over Exploited	200	Basalt	55
75	Madhya Pradesh	RATLAM	JAORA	Ringnod	75.16505	23.725386	Over Exploited	200	Basalt	55
76	Madhya Pradesh	RATLAM	JAORA	Mundla Ram	75.089184	23.721568	Over Exploited	200	Basalt	55
77	Madhya Pradesh	RATLAM	PIPLODA	Kanser	75.016333	23.722701	Over Exploited	200	Basalt	55
78	Madhya Pradesh	RATLAM	PIPLODA	Bachhodiya	74.947092	23.724356	Over Exploited	200	Basalt	55
79	Madhya Pradesh	RATLAM	PIPLODA	Chandavata	74.944111	23.655064	Over Exploited	200	Basalt	55
80	Madhya Pradesh	RATLAM	JAORA	Bhima Khedi	75.098169	23.660587	Over Exploited	200	Basalt	55
81	Madhya Pradesh	RATLAM	JAORA	Kheda Khedi	75.161955	23.656653	Over Exploited	200	Basalt	55
82	Madhya Pradesh	RATLAM	JAORA	Hatpiplya	75.229366	23.66322	Over Exploited	200	Basalt	55
83	Madhya Pradesh	RATLAM	JAORA	Arjala	75.291326	23.651475	Over Exploited	200	Basalt	55
84	Madhya Pradesh	RATLAM	JAORA	Nimbodiya	75.289412	23.602144	Over Exploited	200	Basalt	55
85	Madhya Pradesh	RATLAM	JAORA	Bila Kheda	75.15646	23.590139	Over Exploited	200	Basalt	55
86	Madhya Pradesh	RATLAM	JAORA	Kerwasa	75.151576	23.527504	Over Exploited	200	Basalt	55
87	Madhya Pradesh	RATLAM	JAORA	Nayapura	75.226134	23.533512	Over Exploited	200	Basalt	55
88	Madhya Pradesh	RATLAM	PIPLODA	Padliya Hasan	75.07523	23.535875	Over Exploited	200	Basalt	55
89	Madhya Pradesh	RATLAM	PIPLODA	Hatnara	75.015708	23.532566	Over Exploited	200	Basalt	55
90	Madhya Pradesh	RATLAM	PIPLODA	Khedavda	74.888798	23.596276	Over Exploited	200	Basalt	55

91	Madhya Pradesh	RATLAM	ALOT	Devgarh	75.433388	23.848477	Over Exploited	200	Basalt	62
92	Madhya Pradesh	RATLAM	ALOT	Khajuri Devada	75.505699	23.846594	Over Exploited	200	Basalt	62
93	Madhya Pradesh	RATLAM	ALOT	Madhopur	75.298838	23.779508	Over Exploited	200	Basalt	62
94	Madhya Pradesh	RATLAM	ALOT	Kothadi (tal)	75.302349	23.734602	Over Exploited	200	Basalt	62
95	Madhya Pradesh	RATLAM	ALOT	Kajakhedi	75.433573	23.722649	Over Exploited	200	Basalt	62
96	Madhya Pradesh	RATLAM	ALOT	Ranayara	75.434389	23.786947	Over Exploited	200	Basalt	62
97	Madhya Pradesh	RATLAM	ALOT	ALOT	75.507265	23.784507	Over Exploited	200	Basalt	62
98	Madhya Pradesh	RATLAM	ALOT	Palnagara	75.575937	23.785375	Over Exploited	200	Basalt	62
99	Madhya Pradesh	RATLAM	ALOT	Dhapna	75.638572	23.783465	Over Exploited	200	Basalt	62
100	Madhya Pradesh	RATLAM	ALOT	Rawat Kheda	75.645513	23.725235	Over Exploited	200	Basalt	62
101	Madhya Pradesh	RATLAM	ALOT	Patan	75.566036	23.724438	Over Exploited	200	Basalt	62
102	Madhya Pradesh	RATLAM	ALOT	Sherpur Khurd	75.497394	23.723011	Over Exploited	200	Basalt	62
103	Madhya Pradesh	RATLAM	ALOT	Bhatbaridiya	75.43759	23.663326	Over Exploited	200	Basalt	62
104	Madhya Pradesh	RATLAM	ALOT	Chapla Khedi (tal)	75.377391	23.656832	Over Exploited	200	Basalt	62
105	Madhya Pradesh	RATLAM	ALOT	Luni	75.51037	23.65368	Over Exploited	200	Basalt	62
106	Madhya Pradesh	RATLAM	ALOT	Dabdiya	75.574203	23.664543	Over Exploited	200	Basalt	62
107	Madhya Pradesh	RATLAM	ALOT	Napa Kheda(tal)	75.431946	23.594052	Over Exploited	200	Basalt	62
108	Madhya Pradesh	RATLAM	ALOT	Palasiya	75.502914	23.592175	Over Exploited	200	Basalt	62
109	Madhya Pradesh	RATLAM	ALOT	Barkheda Khurd	75.369355	23.794876	Over Exploited	200	Basalt	62

110	Madhya Pradesh	SHAJAPUR	SHUJALPUR	Ugli	76.818798	23.451355	Over Exploited	200	Basalt	50
111	Madhya Pradesh	SHAJAPUR	SHUJALPUR	Chitouni	76.748902	23.45498	Over Exploited	200	Basalt	50
112	Madhya Pradesh	SHAJAPUR	SHUJALPUR	Raipur	76.683583	23.457583	Over Exploited	200	Basalt	50
113	Madhya Pradesh	SHAJAPUR	MOMAN BADODIYA	Nolaya	76.610869	23.524298	Over Exploited	200	Basalt	34
114	Madhya Pradesh	SHAJAPUR	MOMAN BADODIYA	Bilrawa	76.536815	23.525989	Over Exploited	200	Basalt	34
115	Madhya Pradesh	SHAJAPUR	MOMAN BADODIYA	Salsalai	76.537571	23.459091	Over Exploited	200	Basalt	34
116	Madhya Pradesh	SHAJAPUR	MOMAN BADODIYA	Mochi Khedi	76.471177	23.457847	Over Exploited	200	Basalt	34
117	Madhya Pradesh	UJJAIN	UJJAIN	Talod	75.645053	23.089773	Over Exploited	200	Basalt	64
118	Madhya Pradesh	UJJAIN	UJJAIN	Jamalpara	75.774652	23.079766	Over Exploited	200	Basalt	64
119	Madhya Pradesh	UJJAIN	UJJAIN	Khajuria Rehware	75.847817	23.081104	Over Exploited	200	Basalt	64
120	Madhya Pradesh	UJJAIN	UJJAIN	Harndyakhedi	75.91676	23.142405	Over Exploited	200	Basalt	64
121	Madhya Pradesh	UJJAIN	UJJAIN	Hakkanipura	75.779114	23.21083	Over Exploited	200	Basalt	64
122	Madhya Pradesh	UJJAIN	UJJAIN	Samadiya	75.580251	23.096022	Over Exploited	200	Basalt	64
123	Madhya Pradesh	UJJAIN	UJJAIN	UJJAIN	75.847426	23.20463	Over Exploited	200	Basalt	64

**MP PZ BOQ 8**

S No	STATE	District	Block	Location	Longitude	Latitude	Category	Proposed Depth in meter	Formation	Tentative Depth of DWLR installation (m)
1	Madhya Pradesh	NEEMUCH	JAWAD	Sarwaniya [singoli]	75.155852	24.937192	Over Exploited	200	Shale	69
2	Madhya Pradesh	NEEMUCH	JAWAD	Tokra	75.229954	24.937096	Over Exploited	200	Shale	69
3	Madhya Pradesh	NEEMUCH	JAWAD	Jarad (singoli)	75.30292	24.935933	Over Exploited	200	Shale	69
4	Madhya Pradesh	NEEMUCH	JAWAD	Indraji Ka Kheda	75.142632	24.871085	Over Exploited	200	Shale	69

	Pradesh						d			
5	Madhya Pradesh	NEEMUCH	JAWAD	Chaldu	75.227584	24.880485	Over Exploited	200	Shale	69
6	Madhya Pradesh	NEEMUCH	JAWAD	Barekhan	75.209414	24.818823	Over Exploited	200	Shale	69
7	Madhya Pradesh	NEEMUCH	JAWAD	Manoharpura Kalan	75.304998	24.820602	Over Exploited	200	Shale	69
8	Madhya Pradesh	NEEMUCH	JAWAD	Ruppura (amba)	75.36414	24.833105	Over Exploited	200	Shale	69
9	Madhya Pradesh	NEEMUCH	JAWAD	Amarapura [ratangarh]	75.023178	24.742367	Over Exploited	200	Shale	69
10	Madhya Pradesh	NEEMUCH	JAWAD	Suntholi	75.091014	24.738962	Over Exploited	200	Shale	69
11	Madhya Pradesh	NEEMUCH	JAWAD	Shyampura	75.155568	24.744165	Over Exploited	200	Shale	69
12	Madhya Pradesh	NEEMUCH	JAWAD	Manda	75.016181	24.682667	Over Exploited	200	Shale	69
13	Madhya Pradesh	NEEMUCH	JAWAD	Maharajpurakhurd	75.086452	24.681141	Over Exploited	200	Shale	69
14	Madhya Pradesh	NEEMUCH	JAWAD	Kharadi	75.157136	24.682961	Over Exploited	200	Shale	69
15	Madhya Pradesh	NEEMUCH	JAWAD	Jagepur [mina]	75.08928	24.613928	Over Exploited	200	Shale	69
16	Madhya Pradesh	NEEMUCH	JAWAD	Indraji Ka Kheda	75.152753	24.876454	Over Exploited	200	Shale	69
17	Madhya Pradesh	NEEMUCH	JAWAD	Jagpur (bordiya)	75.09343	24.849853	Over Exploited	200	Shale	69
18	Madhya Pradesh	NEEMUCH	NEEMUCH	Newad	74.946662	24.550985	Over Exploited	200	Laterite	37
19	Madhya Pradesh	RATLAM	PIPLODA	Ranayara	75.019954	23.78423	Over Exploited	200	Laterite	55
20	Madhya Pradesh	NEEMUCH	JAWAD	Ladpura	75.173624	25.005772	Over Exploited	200	Limestone	69
21	Madhya Pradesh	MANDSAUR	MANDSAUR	Multanpura	75.02037	24.104533	Over Exploited	200	Sandstone	64
22	Madhya Pradesh	MANDSAUR	MANDSAUR	Rewasdeoda	74.940065	24.100088	Over Exploited	200	Sandstone	64
23	Madhya Pradesh	NEEMUCH	JAWAD	JAWAD	74.870926	24.617585	Over Exploited	200	Sandstone	69



	h										
--	---	--	--	--	--	--	--	--	--	--	--

**Note: The location above are Tentative and may be changed**

**SECTION-VIII**  
FORMATS FOR SUBMISSION OF DATA

**SECTION-VIII**

**FORMATS FOR SUBMISSION OF DATA**

**Annexure A**

**LOGGING DATA (NATURAL GAMMA LOGGING)**

Unique ID	
Location	
Block	
District	
Toposheet Number	
Latitude in Degree Decimal	
Longitude in Degree Decimal	
Site plan and RL(m amsl)	
Date/Year	
Depth Drilled (m bgl)	
Depth Logged (m bgl)	
Bore hole dia.	

**Unique ID**

Depth range (m bgl)		Thickness (m)	Natural Gamma counts (CPS)	Inferred Lithology	Ground water Quality
From	To				

**Signature and stamp of Authorized signatory**

**LOGGING DATA (CALIPER LOGGING)**

Unique ID	
Location	
Block	
District	
Toposheet Number	
Latitude in Degree Decimal	
Longitude in Degree Decimal	
Site plan and RL(m amsl)	
Date/Year	
Depth Drilled (m bgl)	
Depth Logged (m bgl)	
Bore hole dia.	

**Unique ID**

S.No.	Depth range (m bgl)		Thickness (m)	Borehole Diameter	Remarks
	From	To			

**Signature and stamp of Authorized signatory**

**PRELIMINARY YIELD TEST(PYT)  
(IF SPECIFIED IN BOQ)**

Site name with coordinates				
Location details				
Block				
District & State				
Type of Well				Pumping well
Date of Test & Start time				
Diameter of well (mm)				
Discharge (lps)				
Measuring Point (m)				
SWL in m below measuring point				
Time since pump started (min) (t)	Time since stopping of pumping (min) (t')	Water level (m bmp)	Residual Drawdown RDD (m)	t/t'
Interval for Recording of data.				
1 minute interval upto 10 min				
2 minute interval upto 20 min				
1				
2				
3				
4				
5				
6				
7				
8				
9				
10				
12				
14				
16				
18				
20				
25				
30				
5 minute interval upto 50 min				
10 min recording upto 100 min				
20 min recording upto 200min				
50 min recording until 500 min				
100 min recording until 90% recuperation to Static water level.				

**SLUG TEST DATA SHEET (IF SPECIFIED IN BOQ)**

Well no: \_\_\_\_\_ Date of test \_\_\_\_\_  
Location:  
Administrative Block: \_\_\_\_\_ District: \_\_\_\_\_ State \_\_\_\_\_  
Latitude (Degree Decimal) : \_\_\_\_\_ Longitude(Degree Decimal): \_\_\_\_\_ Toposheet no: \_\_\_\_\_

**Well Details:**

Type of Well: BW/TW Owner:Govt/Private. Well usage: Irrigation/Domestic Well status:In use/Abandoned  
Geologic formation \_\_\_\_\_ Depth of the well: \_\_\_\_\_(m).Diameter of Well : \_\_\_\_\_(mm) Casing length  
\_\_\_\_\_ (m) Reported discharge \_\_\_\_\_ lps.  
Alluvial area/Hard rock area: Zones tapped/Fractures encountered from \_\_\_\_\_ to \_\_\_\_\_ (m).

**Test Reading**

Measuring point (MP) \_\_\_\_\_(m) Static WL \_\_\_\_\_(m) Slug Quantity(Injection) \_\_\_\_\_ litre.  
Time of start of test \_\_\_\_\_ Time of Completion of test \_\_\_\_\_ Length of test \_\_\_\_\_ (Minutes)

**Results:**

**Analysis method**

Type of aquifer:Unconfined/Confined. Method used for Analysis: \_\_\_\_\_

**Aquifer parameters:**

Transmissivity \_\_\_\_\_ m<sup>2</sup>/d and Hydraulic Conductivity (K) \_\_\_\_\_ m/d.

Name of personnel conducted test  
Signature  
Date

## SLUG TEST - DATA SHEET (IF SPECIFIED IN BOQ)

Site name				
Latitude (Degree Decimal)				
Longitude (Degree Decimal)				
Block				
District & State				
Volume of Slug injected (litres)				
Diameter of well (mm)				
Date of Test				
Height of M.P (m.agl)				
SWL in m below measuring point (m)				
Time (min)	Time (sec)	Water level (H) in m	Change in Water Level (Ho) in m	H/Ho
1				
2				
3				
4				
5				
6				
7				
8				
9				
10				
12				
14				
16				
18				
20				
25				
30				
35				
40				
45				
50				
55				
60				
65				
70				
75				
80				
85				
90				
95				
100				

**Annexure-F**

**CONSOLIDATED STATEMENT OF SLUG TEST (IF SPECIFIED IN BOQ)**

Sl.no	Village name	Lat	Long	Depth of well	Geological formation	K value (m/d)		
						Hvorslev method	Bouwer and Rice method	Cooper et al
1								
2								
3								
4								
5								
6								
7								
8								
9								
10								



**WELL INVENTORY - DATA SHEET**

Well no: \_\_\_\_\_ Date of inventory \_\_\_\_\_

Location :

---

Administrative Block: \_\_\_\_\_ District: \_\_\_\_\_ State \_\_\_\_\_

Latitude: \_\_\_\_\_ Longitude: \_\_\_\_\_ Toposheet no: \_\_\_\_\_

Name of the Watershed \_\_\_\_\_ Area of the Watershed \_\_\_\_\_ km<sup>2</sup>

Geologic formation \_\_\_\_\_

Type of Well: DW/DCB/BW\* Owner: Govt/Pvt. Well usage: Irrigation/Domestic.

Depth of the well : \_\_\_\_\_ (m). Diameter of Well : \_\_\_\_\_ (mm)

Casing length/ Curbing depth (m) \_\_\_\_\_ (m) Reported discharge \_\_\_\_\_ lps.

Weathering thickness) \_\_\_\_\_ m Fractures encountered from \_\_\_\_\_ to \_\_\_\_\_ (m).

Measuring point (MP) \_\_\_\_\_ (m) Static WL \_\_\_\_\_ (m) Type of Pump- Submersible/Centrifuge/JET Pump Capacity \_\_\_\_\_ (HP)

Hours of pumping \_\_\_\_\_ hrs/day. Number of pumping days \_\_\_\_\_ days /year. Total estimated draft \_\_\_\_\_ m<sup>3</sup>/year.

Cropping pattern \_\_\_\_\_

Command area of the well \_\_\_\_\_ ha.

Any other Salient feature : \_\_\_\_\_

Name of officer

GOVERNMENT OF INDIA  
MINISTRY OF JAL SHAKTI  
CENTRAL GROUND WATER BOARD

---

**BASIC DATA REPORT**

**BASIC DATA REPORT OF PIEZOMETER WELL**  
**AT (Name of Village), (Name of block)**  
**District / State**

**By**  
**Agency**

Under overall supervision of

**(Name of region)**  
**Regional HQ**  
**Month/ year**

**BASIC DATA REPORT OF PIEZOMETER WELL**  
**AT (Name of Village), (Name of block)**  
**District / State**

**CONTENTS**

1. Location
2. Purpose of drilling
3. Drilling history
4. Geology
- 4.1 Sub surface geology
5. Geophysical logging
6. Well Assembly
7. Hydro-Chemistry

**A. Plates**

1. Site plan.
2. Litho log and Well designs
3. Gamma/ Calliper/Electrical log - Analog

**Annexures**

1. Drill time log

GOVERNMENT OF INDIA  
MINISTRY OF JAL SHAKTI  
**CENTRAL GROUND WATER BOARD**  
(Name of region)  
Regional HQ

1. **BASIC DATA REPORT**

LOCATION : --

BLOCK : --

DISTRICT/ state : --

CO-ORDINATES : Long: A<sup>0</sup> B/C // E  
Lat: X<sup>0</sup> Y/Z // N

SURVEY OF INDIA TOPO SHEET NO. :

**BASIC DATA REPORT OF PIEZOMETER WELL**

**AT (Name of Village), (Name of block)**

**District / State**

**1. LOCATION**

Give details of site, alongwith location approach

**2. PURPOSE AND SCOPE**

Describe the purpose and scope of ground water exploration

**3. DRILLING HISTORY**

Brief history of various activities and methods applied in carrying out ground water exploration. In respect of soft rock, depth at which fracture encountered and discharge measured during drilling of each fracture zone etc. to be furnished.

**4. GEOLOGY**

Give general geology of the area

**4.1 SUB SURFACE GEOLOGY**

**Litholog**

Lithology	Depth range (m)		Thickness (m)
	From	to	

**Composite log**

Lithology	Depth range (m)		Thickness (m)
	From	to	

**5. ELECTRICAL/ NATURAL GAMMA LOGGING OF BOREHOLE**

**Alluvium Areas: Zones deciphered on the basis of Electrical/ Natural Gamma logging**

S.No.	Depth range (m bgl)		Thickness (m)	Ground water Quality EC/(TDS)	
	From	To			

**Hard Rock Area : Weathered/Fractured Zones deciphered on the basis of Calliper logging**

S.No.	Depth range (m bgl)		Thickness (m)	Borehole Diameter	Remarks
	From	To			

**6. WELL ASSEMBLY**

Well assembly of PIEZOMETER well

Depth range m (bgl)	Length (m)	Dia (mm)	Slot size(mm)	Description

**a. CHEMICAL QUALITY OF GROUND WATER**

**Table: Results of chemical analysis of water samples**

Water sample	Constituents										
	pH	EC micro mhos /cm at 25°C	2 H CO <sub>3</sub>	Cl	NO <sub>3</sub>	F	Ca	Mg	Na	K	Total hardness as CaCO <sub>3</sub>
<b>Heavy metals</b>											

**8.0 WELL DIAGRAM**

In respect of soft rock formation and soft boulder formation:-

Well diagram with details of final reamed dia, well assembly (blank and screen position) with assembly size and depth, gravel packing and its depth, cement sealing with depth, clay packing and depth, concrete platform and static water level.

In respect of hard rock formation:-

Well diagram with details of overburden drilling dia, casing pipe length, dia, naked well dia, fracture zone and its depth and its depth, part assembly (blank/ screen position) cement sealing with depth, clay packing and depth, concrete platform and static water level.

**SECTION-IX**  
DRAWINGS

**Section-IX**

**ANNEXURE- N**

**SAMPLE DRAWING OF HOUSING PIPE (Top View) & WELL CAP**

10 mm bolt

1 ½ ‘ L angle(anchoring  
Plate)

Casing pipe

Cement concrete platform



**(SAMPLE DRAWINGS) Annexure-O**

**Well cap**

15 mm  $\phi$  HT Allen nuts

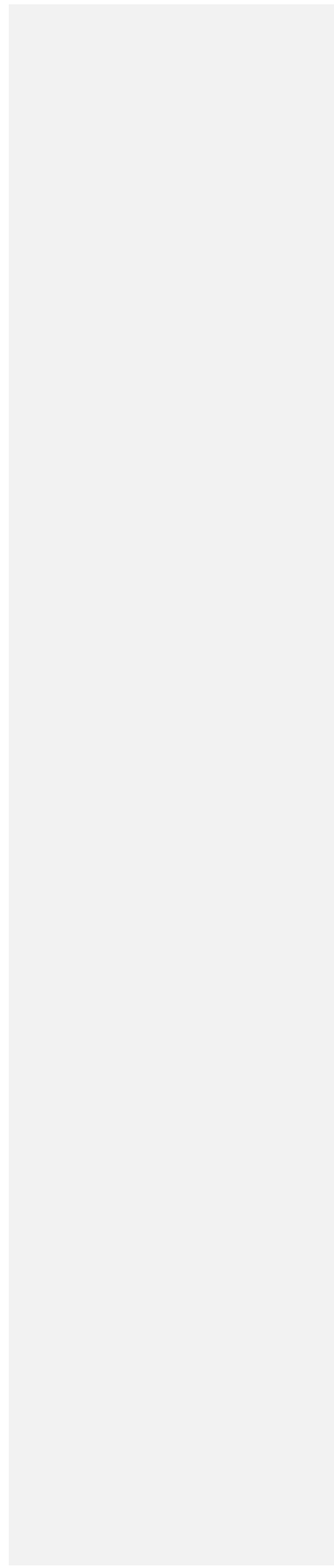
15 mm  $\phi$  HT Allen bolts

5 CM

5CM

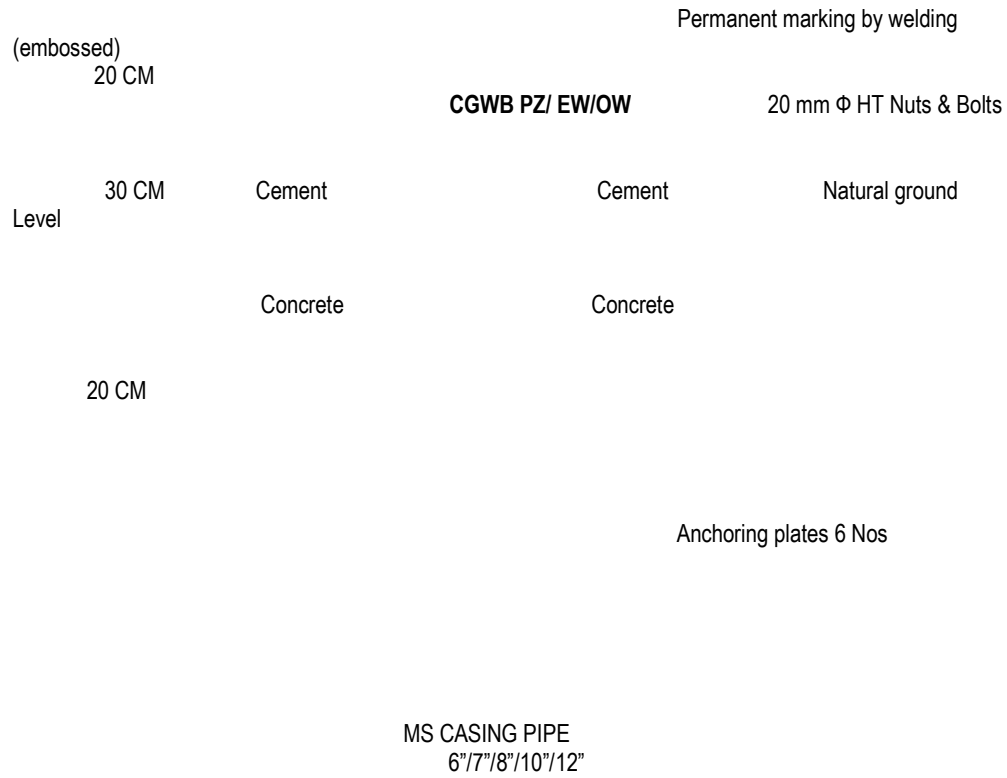
Welded position

7"/8"/10"/12"  $\Phi$  casing pipe



(SAMPLE DRAWINGS) Annexure- P

**Cement concrete platform**

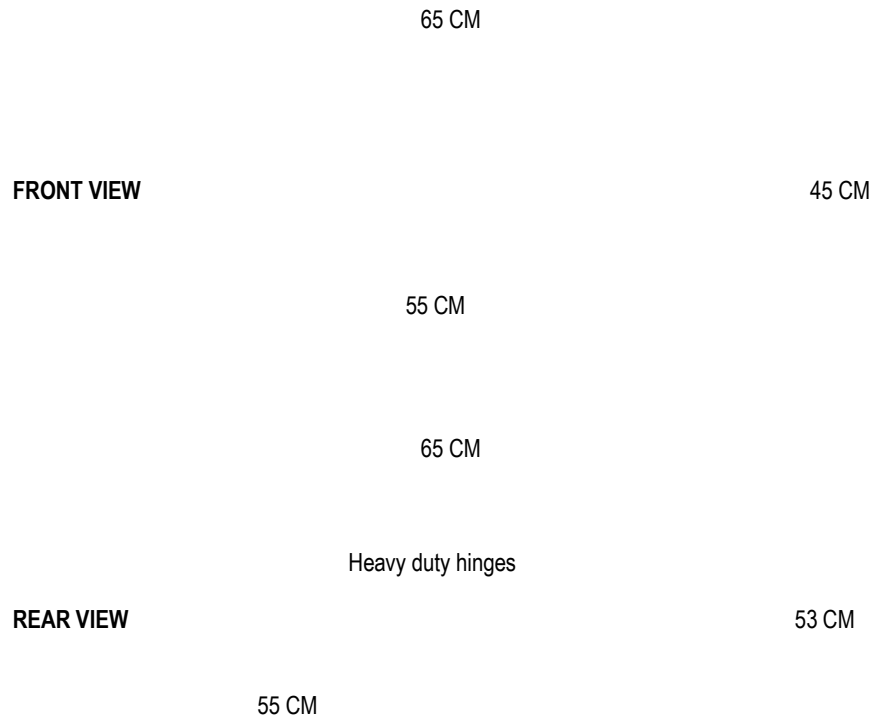


A cement/ concrete platform measuring 0.70 X 0.70 X 0.60 m (0.30 m above ground level and 0.30m below ground level) around the well casing is to be provided over which protection box is to be provided. The concrete mix ratio is 1:2:4



Protection Box (Plate thickness GI sheet –  
3.00 mm)      Annexure-Q  
65 CM





**COVER PLATE OF SIZE:**  
**65 CM X 65 CM (with HANDLE and LOCK).**  
 The cover plate should have minimum 5 CM extra projection on all sides of box for safeguarding the box and lock against rainfall.  
 The edges of sheet should not be sharp but should be rounded off.  
 The thickness of the plate should be made of 3.00 mm GI sheet.  
 Aluminium paint on all over welded joints  
 Perforation shall be provided in the Protection Box on two sides



**Annexure S**

**SAMPLE DESIGN OF PIEZOMETER WELL SOFT ROCK FORMATIONS.THE ACTUAL DESIGN WILL BE DECIDED BY THE SITE HYDROGEOLOGIST WITH THE APPROVAL OF REGIONAL DIRECTOR.**



**Annexure T**

**SAMPLE DESIGN OF PIEZOMETER WELL IN SOFT ROCK FORMATIONS.THE ACTUAL DESIGN WILL BE DECIDED BY THE SITE HYDROGEOLOGIST WITH THE APPROVAL OF REGIONAL DIRECTOR.**

**FIG:SAMPLE DESIGN OF 200m Depth PZ/ EW& OW IN HARD ROCK FORMATION (sample figure)**

**SECTION- X**  
BIDDING DATA

## SECTION- X

### BIDDING DATA

#### Summary of Works:

(Construction of 1612 Piezometer Wells and supply , Installation, Commissioning of DWLRs and telemetry, establishment of Data Acquisition System and its maintenance for real time Ground Water Level Monitoring and supply of Ground Water Level, Ground Water Temperature Data from site and receipt of Data at National Data Centre, CHQ, Faridabad in a desired format from above constructed Piezometer wells through telemetry systems 05 years warranty and 02 years AMC in the state of Chhattisgarh and Madhya Pradesh.

Name and address of the employer- **Chairman, Central Ground Water Board, Bhujal Bhawan, NH-IV Faridabad-121001 (Haryana)**

Period of bid validity- **270 Days**

Amount of earnest money

Tender ID	Name of Package	Region	Estimated Cost in INR excluding GST	EMD in INR
	Package 3	Chhattisgarh and Madhya Pradesh	66,45,46,400/-	<b>1,66,14,000/-</b>

Standard form and amount of performance guarantee acceptable to the employer in **Section-XIII and 10% of the Bid Price**

Security Deposit:**Not applicable**

#### Bill of Quantities (as per standard form)-

The summary of package has been provided in Section-VI (Bill of Quantities and Summary of package). The detailed Bill of Quantities for PACKAGE-3 of Chhattisgarh and Madhya Pradesh State may be seen in the BOQ section uploaded in the e-tendering system which is an integral part of this tender document.

#### Clause 3.1

- i) Time allowed for submission of Performance Guarantee from the date of issue of letter of acceptance. – **21 days**
- ii) Maximum allowable extension beyond the period provided in i) above- **7 days**

#### Clause 4.1

Specifications to be followed for execution of work – **As defined in following sections:**  
**Section-V Scope of work and Technical Specifications**  
**Section-VI Bill of Quantities and Summary of Packages**

**Clause 4.2** Maximum percentage for quantity of items of work to be executed beyond which rates are to be determined in Accordance with Clauses –4.2.

**Clause 4.3** Competent authority for deciding reduced rates **Chairman, CGWB**

**Clause 4.4** Defects Liability Period **365 days from the date of completion of work**

**Clause 4.6**

**Requirement of Technical Representative(s) and Recovery Rate**

S.No.	Minimum Qualification of Technical Representative	Discipline	Designation (Principal Technical/Technical representative)	Minimum experience	Number	Rate at which recovery shall be made from the contractor in the event of not fulfilling provision of Clause 4.6	
						Figures	Words
1	Graduate Degree in Engineering / Master's Degree in Geosciences	Engineering / Geosciences	Groundwater Professional	Minimum 3 years of experience in construction of water wells, borehole logging, conducting pumping tests, interpreting/analysing related data and preparation of reports.	Minimum one	Rs.2000/- per day	Rupees Two Thousand per day

Retired Government Officer served at minimum level of Assistant Engineer or equivalent with Diploma qualification will be treated at par with Graduate Engineers.

**Clause 8.1**

Time allowed for execution of work **630 days**

Authority to give fair and reasonable extension of time for completion of work with and without Liquidated Damages

<b>S.N</b>	<b>Authority</b>	<b>Extension of time</b>
<b>1</b>	<b>DoWR, RD&amp;GR</b>	<b>Full Powers</b>

**Clause 8.2**

Competent authority for fixing compensation **Chairman CGWB**

**Clause 9.1**

Dispute resolution board shall consists of following members

- i) The concerned Member, CGWB under whose jurisdiction the work is being executed**
- ii) The FAO, CGWB**
- iii) The Regional Director, CGWB of the concerned Region/s.**
- iv) The Superintending Engineer, CGWB under concerned Member.**

**Clause 9.2**

Appointing authority for Arbitrator **Chairman, CGWB**

**SECTION- XI**  
FORMATS  
FOR  
QUALIFICATION INFORMATION

## SECTION- XI

### FORMATS FOR QUALIFICATION INFORMATION

- 1 The information to be filled in by the Bidder in the following pages will be used to ascertain responsiveness of the bidder as per eligibility criteria provided for in Clause 2 of the Instructions to Bidders. This information will not be incorporated in the Contract.

#### 1.1 For Individual Bidders

(Refer Clause 2.2 of ITB)

Constitution or legal status of Bidder:

**[Attach copy]**

Place of registration:

**[Attach copy of Registration Certificate]**

Principal place of business:

Power of attorney of signatory of Bid:

**[Attach copy]**

#### 2 Annual turnover for last three financial years

(Refer Clause 2.3 of ITB)

Financial Year	Turnover (INR)
2019-20	
2020-21	
2021-22	



3 (a) Details of similar works successfully completed during last seven years  
(Refer Clause 2.4 of ITB)

Financial Year	S. No.	Employer	Work order/ Agreement reference	Description of Work	Date of Completion	Value of Contract	Page No of documentary proof enclosed in the bid
2015-16	1. 2. 3						
2016-17							
2017-18							
2018-19							
2019-20							
2020-21							
2021-22							

\*Documentary proof from Employer should be enclosed

(b)Details for proof of payment in respect of Works mentioned in Table 3(a) .  
(Refer Clause 2.4 of ITB)

Sl No.	Name of the Employer	Work Order/ Agreement Reference	Payment Recieved	Page no of Documentary proof for payment received enclosed in the Bid

4. Details of tubewells/ borewells constructed by the bidder during last seven years  
(Refer Clause 2.6 of ITB)

S. No.	Type of formation /strata viz. Hardrock, Softrock, Coal, Gas etc	Depth of Well	No. of Wells	Page Nos of Documentary proof given in this regard

Note: The final decision in respect of Type of formation/strata viz. Hardrock, Softrock/Alluvial etc. shall be of CGWB and shall be binding to the bidders.

5. In case of a consortium, attach certified copy of the agreement between various partners identifying the parts and components of the system for which the concerned partner is responsible for execution. Furnish the information as required under Clause 1 to 4 for each partner individually (Refer Clause 2.2 of ITB).
6. Please provide a complete plan of operation for executing the work of packages bid for in the timeframe prescribed for completion of work, including information about availability of drilling rigs and other drilling/ geophysical equipment (owned/ hired/ leased/ to be procured).

**7. Checklist for EMD**

S.N.	Name of item	EMD in INR	Form of EMD (Account Payee Demand Draft/Fixed Deposit Receipt/Banker's Cheque/Bank Guarantee)	Amount of EMD (Amount shouldn't be less than the amount mentioned in Col.3)	Date of issue of EMD	EMD Expiry Date (EMD shall be valid for a period of (120 + 60) = 180 days from the last date of submission of bid*)
1	2	3	4	5	6	7

\*In case last date of submission of bid has been extended, 180 days shall be counted from extended date.

---XXXXXXXXXX---

## **SECTION- XII**

### **BANK GUARANTEE FORM FOR EMD**

## SECTION- XII

### BANK GUARANTEE FORM FOR EMD

To

The President of India  
Acting through  
Drawing & Disbursing Officer, Central Ground Water Board, Bhujal Bhawan, NH-IV,  
Faridabad-121001.

WHEREAS {Name and Address of Tenderer} (hereinafter called "the tenderer") has submitted its quotation (hereinafter called the "tender") dated {} for supply of {Short Description of Goods and Services} against the Employer's tender inquiry No. {} dated {}

Know all persons by these presents that we {Name of Bank}(hereinafter called the "Bank") having our registered office at {Address of Bank}are bound unto {Name of Employer}(hereinafter called the "Employer") in the sum of {Amount} for which payment will and truly to be made to the said Employer, the Bank binds itself, its successors and assigns by these presents.

Sealed with the Common Seal of the said Bank this{Specify Day} day of {Specify Month and Year}.

The conditions of this obligation are:

- (a) If the Tenderer withdraws or amends, impairs or derogates from the tender in any respect within the period of validity of this tender.
- (b) If the Tenderer having been notified of the acceptance of his tender by the Employer during the period of its validity:
  - (i) fails or refuses to furnish the performance security for the due performance of the contract.
  - (ii) fails or refuses to accept/execute the contract.

We undertake to pay the Employer up to the above amount upon receipt of its first written demand, without the Employer having to substantiate its demand, provided that in its demand the Employer will note that the amount claimed by it is due to it owing to the occurrence of one or both the two conditions, specifying the occurred condition(s).

This guarantee will remain in force for a period of 60 (sixty) days after the period of tender validity and any demand in respect thereof should reach the Bank not later than the above date.

{Signature of the Authorised Officer of the Bank}  
{Name and Designation of the Officer}  
{Seal, Name & Address of the Branch of the Bank}

**SECTION- XIII**  
BANK GUARANTEE FORM  
FOR  
PERFORMANCE SECURITY AND MOBILISATION ADVANCE

## SECTION- XIII

### BANK GUARANTEE FORM FOR PERFORMANCE SECURITY

To  
The President of India  
Acting through  
Drawing & Disbursing Officer, Central Ground Water Board, Bhujal Bhawan,  
Faridabad

WHEREAS {Name and Address of Supplier} (hereinafter called "the supplier") has undertaken, in pursuance of Contract No {} dated {} to supply {Short Description of Goods and Services} (herein after called "the contract").

AND WHEREAS it has been stipulated by you in the said contract that the supplier shall furnish you with a bank guarantee by a scheduled commercial bank recognised by you for the sum specified therein as security for compliance with its obligations in accordance with the contract;

AND WHEREAS we have agreed to give the supplier such a bank guarantee;

NOW THEREFORE we hereby affirm that we are guarantors and responsible to you, on behalf of the supplier, up to a total of {amount of the guarantee in words and figures}, and we undertake to pay you, upon your first written demand declaring the supplier to be in default under the contract and without cavil or argument, any sum or sums within the limits of {amount of the guarantee }, as aforesaid, without your needing to prove or to show grounds or reasons for your demand or the sum specified therein.

We hereby waive the necessity of your demanding the said debt from the supplier before presenting us with the demand.

We further agree that no change or addition to or other modification of the terms of the contract to be performed thereunder or of any of the contract documents which may be made between you and the supplier shall in any way release us from any liability under this guarantee and we hereby waive notice of any such change, addition or modification.

This guarantee shall be valid up to and including the {Specify Day} day of {Specify Month and Year}.

{Signature of the Authorised Officer of the Bank}  
{Name and Designation of the Officer}  
{Seal, Name & Address of the Branch of the Bank}

## PROFORMA FOR BANK GUARANTEE FOR ADVANCE FOR MOBILISATION

To  
The President of India  
Acting through  
Drawing & Disbursing Officer, Central Ground Water Board, Bhujal Bhawan, Faridabad

In consideration of Central Ground Water Board (hereinafter referred to as "the Employer") which expression shall, unless repugnant to the context or meaning thereof include its successors, administrators and assigns) having awarded to \_\_\_\_\_(Contractor's name) with its Registered /Head Office at \_\_\_\_\_(hereinafter referred to as "the Contractor" which expression shall unless repugnant to the context or meaning thereof, include its successors, administrators, executors and assigns) a contract, by issue of Employer's Notification of Award No. \_\_\_\_\_ dt. \_\_\_\_\_ and the same having been unequivocally accepted by the Contractor, resulting into a contract valued at Rs. \_\_\_\_\_ (Rupees) \_\_\_\_\_ only) for \_\_\_\_\_ (hereinafter called " the contract") and the Employer having agreed to make an advance payment to the Contractor for performance of the above Contract amounting to Rs. \_\_\_\_\_(Rupees \_\_\_\_\_ only) as an advance against bank guarantee to be furnished by the Contractor.

We, \_\_\_\_\_(name & address of bank) having its Head Office at \_\_\_\_\_(hereinafter referred to as "the Bank" which expression shall, unless repugnant to the context or meaning thereof, include its successors, administrators, executors and assigns) do hereby guarantee and undertake to pay the Employer immediately on demand any or, all monies payable by the Contractor to the extent of Rs. \_\_\_\_\_ (Rupees \_\_\_\_\_ only) as aforesaid at any time upto \_\_\_\_\_without any demur, reservation, contest , recourse or protest and/or without any reference to the Contractor. Any such demand made by the Employer on the bank shall be conclusive and binding notwithstanding any difference between the Employer and the Contractor or any dispute pending before any Court, Tribunal, Arbitrator or any other authority. We agree that the Guarantee herein contained shall be irrevocable and shall continue to be enforceable till the Employer discharges this guarantee. We further agree that no change in the constitution of the Bank or of the Employer shall affect this guarantee.

The Employer shall have the fullest liberty without affecting in any way the liability of the Bank under this guarantee, from time to time, to vary the advance or to extend the time for performance of the Contract by the Contractor. The Employer shall have the fullest liberty without affecting this guarantee, to postpone from time to time the exercise of any powers vested in them or of any right which they might have against the Contractor and to exercise the same at any time in any manner, and either to enforce or to for bear to enforce any covenants, contained or implied, in the Contract between the Employer and the Contractor or any other course or remedy or security available to the Employer. The bank shall not be released of its obligations under these presents by any exercise by the Employer of its liberty with reference to the matters aforesaid or any of them or by reason of any other act or forbearance or other acts of omission or commission on the part of the Employer or any other indulgence shown by the Employer or by any other matter or thing whatsoever which under law would but for this provision, have the effect of relieving the Bank.

The bank also agrees that the Employer at its option shall be entitled to enforce this Guarantee against the Bank as a principal debtor, in the first instance without proceeding against the Contractor and not withstanding any security or other guarantee that the Employer may have in relation to the Contractor's liabilities.

We the said bank do hereby declare and undertake that your claim under the guarantee shall not be affected by any deficiency or other defect in the powers of the bank or its officials and the guarantee

shall be deemed to have been issued as if the bank and its officials have all the powers and authorization to give this guarantee on behalf of the bank.

We the said bank does hereby certify the genuineness and appropriateness of the Stamp paper and stamp value used for issuing the guarantee. We the said bank do hereby declare and undertake that your claim under the guarantee shall not be affected by any deficiency or other defect in the stamp paper or its stamp value.

We the said bank do hereby declare that our payments hereunder shall be made to you , free and clear of and without and deduction, reduction on account of any reasons including any and all present and future taxes, levies, charges of withholding whatsoever imposed or collected with respect thereto.

Notwithstanding anything contained hereinabove our liability under this guarantee is limited to Rs. \_\_\_\_\_ (Rupees \_\_\_\_\_ only) and it shall remain in force upto and including \_\_\_\_\_ and shall be extended from time to time for such period (not exceeding one year), as may be desired by M/S \_\_\_\_\_ on whose behalf this bank guarantee has been given.

Notwithstanding anything contained herein

i) our liability under this guarantee shall not exceed Rs. \_\_\_\_\_ (Rupees \_\_\_\_\_ only);

ii) This bank guarantee shall be valid upto and till \_\_\_\_\_ only, being the date of expiry of the guarantee and

iii) We are liable to pay up to the guaranteed amount only and only if we receive from you a written claim or demand within the claim period not later than 12 months from the said expiry date relating to default that happened during the guarantee period and all your rights under this bank guarantee shall be extinguished and our liability under the bank guarantee shall stand discharged unless such written claim or demand is received by us from you on or before ..... being the date of expiry of the guarantee

Dated this \_\_\_\_\_ day of \_\_\_\_\_ at Faridabad.

WITNESS

\_\_\_\_\_  
(Signature)

\_\_\_\_\_  
(Name)

\_\_\_\_\_  
(Official address)

\_\_\_\_\_  
(Signature)

\_\_\_\_\_  
(Name)

\_\_\_\_\_  
(Signature)

\_\_\_\_\_  
(Name)

\_\_\_\_\_  
(Designation with bank stamp)

Attorney as Power of Attorney

No. \_\_\_\_\_ dt. \_\_\_\_\_



**SECTION- XIV**  
TENDER ACCEPTANCE LETTER  
AND  
INTEGRITY PACT

## SECTION- XIV

### TENDER ACCEPTANCE LETTER

From  
{Name and Address of Tenderer}

Date

To  
The Superintending Engineer  
Central Ground Water Board  
Bhujal Bhawan, NH-IV,  
Faridabad, Pin-121001

Subject: Construction of PiezometerWells and supply , Installation, Commisioning of DWLRs and telemetry, establishment of Data Acquisition System and its maintenance for real time Ground Water Level Monitoring and supply of Ground Water Level, Ground Water Tremperature Data from site and receipt of Data at National Data Centre, CHQ, Faridabad in a desired format from above constructed Piezometer wells through telemetry sytems 05 years warranty and 02 years AMC in the state of Chattishgarh and Madhya Pradesh

Reference: Your Tender Enquiry Document No.{Number} dated {Date}

Dear sir,

1. I/ We have downloaded/ obtained the tender document(s) for the above mentioned 'Goods/Work' from <http://cgwb.gov.in> or the Central Public Procurement portal of Government of India <http://eprocure.gov.in/eprocure/app> as per your advertisement, given in the above mentioned websites.
2. I/ We hereby certify that I/ we have read the entire terms and conditions of the tender documents from Page No. \_\_\_\_\_ to \_\_\_\_\_ {including all documents like annexure(s), schedule(s), etcetera}, which form part of the contract agreement and I/ we shall abide by the terms/ conditions/ clauses contained therein.
3. The corrigendum(s) issued from time to time by your department/ organization too has also been taken into consideration, while submitting this acceptance letter.
4. I/ We hereby unconditionally accept the tender conditions of above mentioned tender document(s)/ corrigendum(s) in its totality / entirety.
5. I/ We hereby declare that our firm have never been under a declaration of non-eligibility for corrupt and fraudulent practices issued by any Court or Government Department or Public Sector Undertaking and not blacklisted for non-compliance of any contract by any Government Department or Public Sector Undertaking.
6. I / We certify that all information furnished by us is true and correct and in the event that the information is found to be untrue/ incorrect or found violated, then your department/ organization shall, without giving any notice or reason thereof, summarily reject the bid or terminate the contract, without prejudice to any other rights or remedy including the forfeiture of the earnest money deposited by us.

Yours faithfully,

(Signature of the Tenderer, with Official Seal)

## INTEGRITY PACT

(To be signed on Plain Paper)  
(To be submitted as part of Technical Bid)

**Integrity Pact for Tender Document No. Tender No. \_\_\_\_\_, Tender Title: Construction of Piezometer Wells and supply , Installation, Commisioning of DWLRs and telemetry, establishment of Data Acquisition System and its maintenance for real time Ground Water Level Monitoring and supply of Ground Water Level, Ground Water Tremperature Data from site and receipt of Data at National Data Centre, CHQ, Faridabad in a desired format from above constructed Piezometer wells through telemetry sytems 05 years warranty and 02 years AMC in the state of chhattisgarh and Madhya pradesh**

This Agreement (hereinafter called the Integrity Pact) is made on \_\_\_\_ day of the month of \_\_\_\_ 202\_\_ at \_\_\_\_\_, India

BETWEEN

Procuring Organisation, ----- through Head of Procuring Organisation, for and on behalf of President of India (hereinafter called the "The Principal", which expression shall mean and include, unless the context otherwise requires, his successors in office and assigns) of the First Part AND

M/ s. \_\_\_\_\_ (hereinafter called the "The Bidder/ Contractor" which expression shall mean and include, unless the context otherwise requires, his successors and permitted assigns) of the Second Part.

### PREAMBLE

'The Principal' intends to award, under laid down organizational procedures, contract/ s for \_\_\_\_\_, 'The Principal' values full compliance with all relevant laws of the land, rules, regulations, economic use of resources and of fairness/ transparency in its relations with its Bidder(s) and/ or Contractor(s).

In order to achieve these goals, the Principal shall appoint Independent External Monitors (IEMs) who shall monitor the tender process and the execution of the contract for compliance with the principles mentioned above.

#### **Section 1 - Commitments of the 'The Principal' 1.**

1. 'The principal' commits itself to take all measures necessary to prevent corruption and to observe the following principles:
  - a. No employee of the principal, personally or through family members, shall in connection with the tender for, or the execution of a contract, demand, take a promise for or accept, for self or third person, any material or immaterial benefit which the person is not legally entitled to.
  - b. The principal shall, during the tender process treat all Bidder(s) with equity and reason. The principal shall in particular, before and during the tender process, provide to all Bidder(s) the same information and shall not provide to any Bidder(s) confidential/ additional information through which the Bidder(s) could obtain an advantage in relation to the tender process or the contract execution.
  - c. The Principal shall exclude from the process all known prejudiced persons.
2. If the Principal obtains information on the conduct of any of its employees which is a criminal offence under the IPC/ PC Act, or if there be a substantive suspicion in this regard, the Principal

shall inform the Chief Vigilance Officer and in addition can initiate disciplinary actions.

## **Section 2 - Commitments of the 'Bidder/ Contractor'**

1. The 'Bidder/ Contractor' commit themselves to take all measures necessary to prevent corruption. The 'Bidder/ Contractor' commit themselves to observe the following principles during participation in the tender process and during the contract execution.

a. The 'Bidder/ Contractor' shall not, directly or through any other person or firm, offer, promise, or give to any of the Principal's employees involved in the tender process or the execution of the contract or to any third person any material or other benefit which he/ she is not legally entitled to, in order to obtain in exchange any advantage of any kind whatsoever during the tender process or during the execution of the contract.

b. The 'Bidder/ Contractor' shall not enter with other Bidders into any undisclosed agreement or understanding, whether formal or informal. This applies in particular to prices, specifications, certifications, subsidiary contracts, submission or non-submission of bids or any other actions to restrict competitiveness or to introduce cartelization in the bidding process.

c. The 'Bidder/ Contractor' shall not commit any offence under the relevant IPC/ PC Act; further the 'Bidder/ Contractor' shall not use improperly, for purposes of competition or personal gain, or pass on to others, any information or document provided by the Principal as part of the business relationship, regarding plans, technical proposals, and business details, including information contained or transmitted electronically.

d. The 'Bidder/ Contractor' of foreign origin shall disclose the name and address of the Agents/ representatives in India, if any. Similarly, the Bidder/ Contractors of Indian Nationality shall furnish the name and address of the foreign principals, if any. Further details as mentioned in the "Guidelines on Indian Agents of Foreign Suppliers" shall be disclosed by the Bidder/ Contractor. Further, as mentioned in the Guidelines all the payments made to the Indian agent/ representative have to be in Indian Rupees only. Copy of the "Guidelines on Indian Agents of Foreign Suppliers" is placed at Annexe to this agreement.

e. The 'Bidder/ Contractor' shall, when presenting their bid, disclose any and all payments made, is committed to, or intends to make to agents, brokers, or any other intermediaries in connection with the award of the contract.

f. Bidder/ Contractor who have signed the Integrity Pact shall not approach the Courts while representing the matter to IEMs and shall wait for their decision in the matter.

2. The 'Bidder/ Contractor' shall not instigate third persons to commit offences outlined above or be an accessory to such offences.

## **Section 3 - Disqualification from tender process and exclusion from future contracts**

If the 'Bidder/ Contractor', before award or during execution has committed a transgression through a violation of Section 2, above or in any other form such as to put their reliability or credibility in question, the Principal is entitled to disqualify the 'Bidder/ Contractor' from the tender process or take action as per the procedure mentioned in the "Guidelines on Banning of business dealings".

## **Section 4 - Compensation for Damages**

1. If the Principal has disqualified the 'Bidder/ Contractor' from the tender process prior to the award according to Section 3, the Principal is entitled to demand and recover from 'Bidder/Contractor' the damages equivalent to Earnest Money Deposit/ Bid Security.

2. If the Principal has terminated the contract according to Section 3, or if the Principal is entitled to terminate the contract according to Section 3, the Principal shall be entitled to demand and recover from the Contractor liquidated damages of the Contract value or the amount equivalent to Performance Bank Guarantee.

#### **Section 5 - Previous transgression**

1. The Bidder declares that no previous transgressions occurred in the last three years with any other Company in any country conforming to the anti-corruption approach or with any Public Sector Enterprise in India that could justify his exclusion from the tender process.

2. If the Bidder makes incorrect statement on this subject, he can be disqualified from the tender process or action can be taken as per the procedure mentioned in "Guidelines on Banning of business dealings".

#### **Section 6 - Equal treatment of all Bidders/ Contractors/ Subcontractors**

1 In case of Sub-contracting, the Principal Contractor shall take the responsibility of the adoption of Integrity Pact by the Sub-contractor.

2 The Principal shall enter into agreements with identical conditions as this one with all Bidders and Contractors.

3 The Principal shall disqualify from the tender process all bidders who do not sign this Pact or violate its provisions.

#### **Section 7 - Criminal charges against violating Bidder(s)/ Contractor(s)/ Subcontractor(s)**

If the Principal obtains knowledge of conduct of a Bidder, Contractor or Subcontractor, or of an employee or a representative or an associate of a Bidder, Contractor or Subcontractor which constitutes corruption, or if the principal has substantive suspicion in this regard, the principal shall inform the same to the Chief Vigilance Officer.

#### **Section 8 - Independent External Monitor**

1 The Principal appoints competent and credible Independent External Monitor for this Pact after approval by Central Vigilance Commission. The task of the Monitor is to review independently and objectively, whether and to what extent the parties comply with the obligations under this agreement.

2 The Monitor is not subject to instructions by the representatives of the parties and performs his/her functions neutrally and independently. The Monitor would have access to all Contract documents, whenever required. It shall be obligatory for him/ her to treat the information and documents of the Bidders/ Contractors as confidential. He/ she reports to Head of Procuring Organization of Procuring Organization.

3 The Bidder(s)/ Contractor(s) accepts that the Monitor has the right to access without restriction to all Project documentation of the Principal including that provided by the Contractor. The Contractor shall also grant the Monitor, upon his/ her request and demonstration of a valid interest, unrestricted and unconditional access to their project documentation. The same is applicable to Sub-contractors.

4 The Monitor is under contractual obligation to treat the information and documents of the Bidder/ Contractor(s)/ Sub-contractor(s) with confidentiality. The Monitor has also signed declarations on 'Non-Disclosure of Confidential Information' and of 'Absence of Conflict of Interest' .In case of any conflict of interest arising at a later date, the IEM shall inform Head of Procuring Organization of Procuring Organization and recues himself/ herself from that case.

5. The Principal shall provide to the Monitor sufficient information about all meetings among the

parties related to the Project provided such meetings could have an impact on the contractual relations between the Principal and the Contractor. The parties offer to the Monitor the option to participate in such meetings.

6. As soon as the Monitor notices, or believes to notice, a violation of this agreement, he/ she shall so inform the Management of the Principal and request the Management to discontinue or take corrective action, or to take other relevant action. The monitor can in this regard submit non-binding recommendations. Beyond this, the Monitor has no right to demand from the parties that they act in a specific manner, refrain from action, or tolerate action.

7. The Monitor shall submit a written report to Head of Procuring Organisation of Procuring Organisation within 8 to 10 weeks from the date of reference or intimation to him by the principal and, should the occasion arise, submit proposals for correcting problematic situations.

8. If the Monitor has reported to Head of Procuring Organisation of Procuring Organisation, a substantiated suspicion of an offence under relevant IPC/ PC Act, and Head of Procuring Organisation of Procuring Organisation has not, within the reasonable time taken visible action to proceed against such offence or reported it to the Chief Vigilance Officer, the Monitor may also transmit this information directly to the Central Vigilance Commissioner.

9. The word 'Monitor' would include both singular and plural.

### **Section 9 - Pact Duration**

This Pact begins when both parties have legally signed it. It expires for the Contractor 12 months after the last payment under the contract, and for all other Bidders 6 months after the contract has been awarded. Any violation of the same would entail disqualification of the bidders and exclusion from future business dealings.

If any claim is made/ lodged during this time, the same shall be binding and continue to be valid despite the lapse of this pact as specified above, unless it is discharged/ determined by Head of Procuring Organisation of Procuring Organisation.

### **Section 10 - Other provisions**

1 This agreement is subject to Indian Law. Place of performance and jurisdiction is the Registered Office of the Principal, i.e., Faridabad.

2 Changes and supplements as well as termination notices need to be made in writing. Side agreements have not been made.

3 If the Contractor is a partnership or a consortium, this agreement must be signed by all partners or consortium members.

4 Should one or several provisions of this agreement turn out to be invalid, the remainder of this agreement remains valid. In this case, the parties shall strive to come to an agreement to their original intentions.

5 Issues like Warranty/ Guarantee etc. shall be outside the purview of IEMs.

6 In the event of any contradiction between the Integrity Pact and its Annexure, the Clause in the Integrity Pact shall prevail.

For and on behalf of the principal

(Name of the Officer and Designation)

(Office Seal)

For and on behalf of 'Bidder/ Contractor'

(Name of the Officer and Designation)

(Office Seal)

For and on Behalf of the Principal

Place

Date

Witness 1:

(Name & Address)

Witness 2:

(Name & Address)

Date:

## Annexe to Integrity Pact

### **Guidelines for Indian Agents of Foreign Bidders**

1.0 There shall be compulsory registration of agents for all Global (Open) Tender and Limited Tender. An agent who is not registered with 'The Principal' shall apply for registration in the registration form with appropriate unit.

1.1 Registered agents shall file an authenticated Photostat copy duly attested by a Notary Public/ Original certificate of the Principal confirming the agency agreement. It should cover - the precise relationship, services to be rendered, mutual interests in business - generally and/ or specifically for the tender. Any commission/ remuneration/ salary/ retainer ship, which the agent or associate receives in India or abroad from the OEM, whether should be brought on record in the Agreement and be made explicit.

1.2 Wherever the Indian representatives have communicated on behalf of their principals and the foreign parties have stated that they are not paying any commission to the Indian agents, and the Indian representative is working on the basis of salary or as retainer, a written declaration to this effect should be submitted by the party (i.e., Principal) before finalizing the order.

2.0 Disclosure of particulars of agents/ representatives in India, if any.

2.1 Bidders of Foreign nationality shall furnish the following details in their offers:

2.1.1 The 'Bidder/ Contractor' of foreign origin shall disclose the name and address of the agents/ representatives in India if any and the extent of authorization and authority given to commit the Principals. In case the agent/ representative be a foreign Company, it shall be confirmed whether it is existing Company and details of the same shall be furnished.

2.1.2 The amount of commission/ remuneration included in the quoted price(s) for such agents/ representatives in India.

2.1.3 Confirmation of the Bidder that the commission/ remuneration, if any, payable to his agents/ representatives in India, may be paid by 'The Principal' in Indian Rupees only.

2.2 Bidders of Indian Nationality shall furnish the following details in their offers:

2.2.1 The 'Bidder/ Contractor' of Indian Nationality shall furnish the name and address of the foreign principals, if any, indicating their nationality as well as their status, i.e., whether manufacturer or agents of manufacturer holding the Letter of Authority of the Principal specifically authorizing the agent to make an offer in India in response to tender either directly or through the agents/ representatives.

2.2.2 The amount of commission/ remuneration included in the price (s) quoted by the Bidder for himself.

2.2.3 Confirmation of the foreign principals of the Bidder that the commission/ remuneration, if any, reserved for the Bidder in the quoted price(s), may be paid by 'The Principal' in India in equivalent Indian Rupees on satisfactory completion of the Project or supplies of Stores and Spares in case of operation items.

2.3 In either case, in the event of contract materializing, the terms of payment shall provide for payment of the commission/ remuneration, if any payable to the agents/ representatives in India in Indian Rupees on expiry of 90 days after the discharge of the obligations under the contract.

2.4 Failure to furnish correct and detailed information as called for in clauses above shall render the concerned tender liable to rejection or in the event of a contract materializing, the same liable to termination by 'The Principal'. Besides this there would be a penalty of banning business dealings with 'The Principal' or damage or payment of a named sum.



**SECTION- XV**  
INSTRUCTIONS  
FOR  
ONLINE BID SUBMISSION

	<b>SECTION- XV</b>
	<b>INSTRUCTIONS FOR ONLINE SUBMISSION OF BIDS</b>
	<p>The bidders are required to submit soft copies of their bids electronically on the CPP Portal, using valid Digital Signature Certificates. The instructions given below are meant to assist the bidders in registering on the CPP Portal, prepare their bids in accordance with the requirements and submitting their bids online on the CPP Portal.</p> <p>More information useful for submitting online bids on the CPP Portal may be obtained at: <a href="https://eprocure.gov.in/eprocure/app">https://eprocure.gov.in/eprocure/app</a>.</p> <p><b>REGISTRATION</b></p> <ol style="list-style-type: none"> <li>1) Bidders are required to enroll on the e-Procurement module of the Central Public Procurement Portal (URL: <a href="https://eprocure.gov.in/eprocure/app">https://eprocure.gov.in/eprocure/app</a>) by clicking on the link <b>“Online bidder Enrollment”</b> on the CPP Portal which is free of charge.</li> <li>2) As part of the enrolment process, the bidders will be required to choose a unique username and assign a password for their accounts.</li> <li>3) Bidders are advised to register their valid email address and mobile numbers as part of the registration process. These would be used for any communication from the CPP Portal.</li> <li>4) Upon enrolment, the bidders will be required to register their valid Digital Signature Certificate (Class II or Class III Certificates with signing key usage) issued by any Certifying Authority recognized by CCA India (e.g. Sify / TCS / nCode / eMudhra etc.), with their profile.</li> <li>5) Only one valid DSC should be registered by a bidder. Please note that the bidders are responsible to ensure that they do not lend their DSC's to others which may lead to misuse.</li> <li>6) Bidder then logs in to the site through the secured log-in by entering their user ID / password and the password of the DSC / e-Token.</li> </ol> <p><b>SEARCHING FOR TENDER DOCUMENTS</b></p> <ol style="list-style-type: none"> <li>1) There are various search options built in the CPP Portal, to facilitate bidders to search active tenders by several parameters. These parameters could include Tender ID, Organization Name, Location, Date, Value, etc. There is also an option of advanced search for tenders, wherein the bidders may combine a number of search parameters such as Organization Name, Form of Contract, Location, Date, Other keywords etc. to search for a tender published on the CPP Portal.</li> <li>2) Once the bidders have selected the tenders they are interested in, they may download the required documents / tender schedules. These tenders can be moved to the respective 'My Tenders' folder. This would enable the CPP Portal to intimate the bidders through SMS / e-mail in case there is any corrigendum issued to the tender document.</li> <li>3) The bidder should make a note of the unique Tender ID assigned to each tender, in case they want to obtain any clarification / help from the Helpdesk.</li> </ol>

**PREPARATION OF BIDS**

- 1) Bidder should take into account any corrigendum published on the tender document before submitting their bids.
- 2) Please go through the tender advertisement and the tender document carefully to understand the documents required to be submitted as part of the bid. Please note the number of covers in which the bid documents have to be submitted, the number of documents - including the names and content of each of the document that need to be submitted. Any deviations from these may lead to rejection of the bid.
- 3) Bidder, in advance, should get ready the bid documents to be submitted as indicated in the tender document / schedule and generally, they can be in PDF / XLS / RAR / DWF/JPG formats. Bid documents may be scanned with 100 dpi with black and white option which helps in reducing size of the scanned document.
- 4) To avoid the time and effort required in uploading the same set of standard documents which are required to be submitted as a part of every bid, a provision of uploading such standard documents (e.g. PAN card copy, annual reports, auditor certificates etc.) has been provided to the bidders. Bidders can use "My Space" or "Other Important Documents" area available to them to upload such documents. These documents may be directly submitted from the "My Space" area while submitting a bid, and need not be uploaded again and again. This will lead to a reduction in the time required for bid submission process.

**SUBMISSION OF BIDS**

- 1) Bidder should log into the site well in advance for bid submission so that they can upload the bid in time i.e. on or before the bid submission time. Bidder will be responsible for any delay due to other issues.
- 2) The bidder has to digitally sign and upload the required bid documents one by one as indicated in the tender document.
- 3) Bidder has to select the payment option as "offline" to pay the tender fee / EMD as applicable and enter details of the instrument.
- 4) Bidder should prepare the EMD as per the instructions specified in the tender document. The original should be posted/couriered /given in person to the concerned official, latest by the last date of bid submission or as specified in the tender documents. The details of the DD/any other accepted instrument, physically sent, should tally with the details available in the scanned copy and the data entered during bid submission time. Otherwise the uploaded bid will be rejected.
- 5) Bidders are requested to note that they should necessarily submit their financial bids in the format provided and no other format is acceptable. If the price bid has been given as a standard BoQ format with the tender document, then the same is to be downloaded and to be filled by all the bidders. Bidders are required to download the BoQ file, open it and complete the white colored (unprotected) cells with their respective financial quotes and other details (such as name of the bidder). No other cells should be changed. Once the details have been completed, the bidder should save it and submit it online, without changing the filename. If the BoQ file is found to be modified by the bidder, the bid will be rejected.

	<p>6) The server time (which is displayed on the bidders' dashboard) will be considered as the standard time for referencing the deadlines for submission of the bids by the bidders, opening of bids etc. The bidders should follow this time during bid submission.</p> <p>7) All the documents being submitted by the bidders would be encrypted using PKI encryption techniques to ensure the secrecy of the data. The data entered cannot be viewed by unauthorized persons until the time of bid opening. The confidentiality of the bids is maintained using the secured Socket Layer 128 bit encryption technology. Data storage encryption of sensitive fields is done. Any bid document that is uploaded to the server is subjected to symmetric encryption using a system generated symmetric key. Further this key is subjected to asymmetric encryption using buyers/bid opener's public keys. Overall, the uploaded tender documents become readable only after the tender opening by the authorized bid openers.</p> <p>7) The uploaded tender documents become readable only after the tender opening by the authorized bid openers.</p> <p>8) Upon the successful and timely submission of bids (i.e. after Clicking "Freeze Bid Submission" in the portal), the portal will give a successful bid submission message and a bid summary will be displayed with the bid no. and the date and time of submission of the bid with all other relevant details.</p> <p>9) The bid summary has to be printed and kept as an acknowledgement of the submission of the bid. This acknowledgement may be used as an entry pass for any bid opening meetings.</p> <p><b>ASSISTANCE TO BIDDERS</b></p> <p>1) Any queries relating to the tender document and the terms and conditions contained therein should be addressed to the Tender Inviting Authority or the relevant contact person indicated in the tender.</p> <p>2) Any queries relating to the process of online bid submission or queries relating to CPP Portal in general may be directed to the 24x7 CPP Portal Helpdesk. The contact number for the helpdesk is Toll Free No. 1800 3070 2232 and Mobile Nos 91 7878007972 and 91 7878007973.</p> <p style="text-align: center;">****</p>

**SECTION-XVI**  
SAFETY CODE

## SECTION-XVI

### SAFETY CODE

1. Suitable scaffolds should be provided for workmen for all works that cannot safely be done from the ground, or from solid construction except such short period work as can be done safely from ladders. When a ladder is used, an extra mazdoor shall be engaged for holding the ladder and if the ladder is used for carrying materials as well suitable footholds and hand-hold shall be provided on the ladder and the ladder shall be given an inclination not steeper than  $\frac{1}{4}$  to  $1\frac{1}{4}$  horizontal and 1 vertical.)
2. Scaffolding of staging more than 3.6 m (12ft.) above the ground or floor, swung or suspended from an overhead support or erected with stationary support shall have a guard rail properly attached or bolted, braced and otherwise secured at least 90 cm. (3ft.) high above the floor or platform of such scaffolding or staging and extending along the entire length of the outside and ends there of with only such opening as may be necessary for the delivery of materials. Such scaffolding or staging shall be so fastened as to prevent it from swaying from the building or structure.
3. Working platforms, gangways and stairways should be so constructed that they should not sag unduly or unequally, and if the height of the platform or the gangway or the stairway is more than 3.6 m (12ft.) above ground level or floor level, they should be closely boarded, should have adequate width and should be suitably fastened as described in (2) above.
4. Every opening in the floor of a building or in a working platform shall be provided with suitable means to prevent the fall of person or materials by providing suitable fencing or railing whose minimum height shall be 90 cm. (3ft.)
5. Safe means of access shall be provided to all working platforms and other working places. Every ladder shall be securely fixed. No portable single ladder shall be over 9m. (30ft.) in length while the width between side rails in rung ladder shall in no case be less than 29 cm. (11½") for ladder upto and including 3 m. (10 ft.) in length. For longer ladders, this width should be increased at least  $\frac{1}{4}$ " for each additional 30 cm. (1 foot) of length. Uniform step spacing of not more than 30 cm shall be kept. Adequate precautions shall be taken to prevent danger from electrical equipment. No materials on any of the sites or work shall be so stacked or placed as to cause danger or inconvenience to any person or the public. The contractor shall provide all necessary fencing and lights to protect the public from accident and shall be bound to bear the expenses of defence of every suit, action or other proceedings at law that may be brought by any person for injury sustained owing to neglect of the above precautions and to pay any damages and cost which may be awarded in any such suit, action or proceedings to any such person or which may, with the consent of the contractor, be paid to compensate any claim by any such person.
6. Excavation and Trenching - All trenches 1.2 m. (4ft.) or more in depth, shall at all times be supplied with at least one ladder for each 30 m. (100 ft.) in length or fraction thereof Ladder shall extend from bottom of the trench to at least 90 cm. (3ft.) above the surface of the ground. The side of the trenches which are

1.5m. (5ft.) or more in depth shall be stepped back to give suitable slope or securely held by timber bracing, so as to avoid the danger of sides collapsing. The excavated materials shall not be placed within

1.5m. (5ft.) of the edges of the trench or half of the depth of the trench whichever is more. Cutting shall be done from top to bottom. Under no circumstances undermining or undercutting shall be done.

7. Demolition - Before any demolition work is commenced and also during the progress of the work,
  - i) All roads and open areas adjacent to the work site shall either be closed or suitably protected
  - ii) No electric cable or apparatus which is liable to be a source of danger or a cable or apparatus used by the operator shall remain electrically charged.
  - iii) All practical steps shall be taken to prevent danger to persons employed from risk of fire or explosion or flooding. No floor, roof or other part of the building shall be so overloaded with debris or materials as to render it unsafe.
8. All necessary personal safety equipment as considered adequate by the Employer should be kept available for the use of the person employed on the site and maintained in a condition suitable for immediate use, and the contractor should take adequate steps to ensure proper use of equipment by those concerned:- The following safety equipment shall invariably be provided.
  - i) Workers employed on mixing asphaltic materials, cement and lime mortars shall be provided with protective footwear and protective goggles.
  - ii) Those engaged in white washing and mixing or stacking of cement bags or any material which is injurious to the eyes, shall be provided with protective goggles.
  - iii) Those engaged in welding works shall be provided with welder's protective eye-shields.
  - iv) Stone breaker shall be provided with protective goggles and protective clothing and seated at sufficiently safe intervals.
  - v) When workers are employed in sewers and manholes, which are in active use, the contractors shall ensure that the manhole covers are opened and ventilated at least for an hour before the workers are allowed to get into the manholes, and the manholes so opened shall be cordoned off with suitable railing and provided with warning signals or boards to prevent accident to the public. In addition, the contractor shall ensure that the following safety measure are adhered to :-
    - a) Entry for workers into the line shall not be allowed except under supervision of the JE or any other higher officer.
    - b) At least 5 to 6 manholes upstream and downstream should be kept open for at least 2 to 3 hours before any man is allowed to enter into the manhole for working inside.
    - c) Before entry presence of Toxic gases should be tested by inserting wet lead acetate paper which changes colour in the presence of such gases and gives indication of their presence.
    - d) Presence of Oxygen should be verified by lowering a detector lamp into the manhole. In case, no Oxygen is found inside the sewer line, workers should be sent only with

Oxygen kit.

- e) Safety belt with rope should be provided to the workers. While working inside the manholes such rope should be handled by two men standing outside to enable him to be pulled out during emergency.
- f) The area should be barricaded or cordoned off by suitable means to avoid mishaps of any kind. Proper warning signs should be displayed for the safety of the public whenever cleaning works are undertaken during night or day.
- g) No smoking or open flames shall be allowed near the blocked manhole being cleaned.
- h) The malba obtained on account of cleaning of blocked manholes and sewer lines should be immediately removed to avoid accidents on account of slippery nature of the malba.
- i) Workers should not be allowed to work inside the manhole continuously. He should be given rest intermittently. The Employer may decide the time up to which a worker may be allowed to work continuously inside the manhole.
- j) Gas masks with Oxygen Cylinder should be kept at site for use in emergency.
- k) Air-blowers should be used for flow of fresh air through the manholes. Whenever called for portable air blowers are recommended for ventilating the manholes. The Motors for these shall be vapour proof and of totally enclosed type. Non sparking gas engines also could be used but they should be placed at least 2 metres away from the opening and on the leeward side protected from wind so that they will not be a source of friction on any inflammable gas that might be present.
- l) The workers engaged for cleaning the manholes/sewers should be properly trained before allowing to work in the manhole.
- m) The workers shall be provided with Gumboots or non sparking shoes bump helmets and gloves non sparking tools safety lights and gas masks and portable air blowers (when necessary). They must be supplied with barrier cream for anointing the limbs before working inside the sewer lines.
- n) Workmen descending a manhole shall try each ladder stop or rung carefully before putting his full weight on it to guard against insecure fastening due to corrosion of the rung fixed to manhole well.
- o) If a man has received a physical injury, he should be brought out of the sewer immediately and adequate medical aid should be provided to him.
- p) The extent to which these precautions are to be taken depend on individual situation but the decision of the Employer regarding the steps to be taken in this regard in an individual case will be final.
- vi) The Contractor shall not employ men and women below the age of 18 years on the work of painting with products containing lead in any form. Wherever men above the age of 18 are employed on the work of lead painting, the following precaution should be taken:-
  - a) No paint containing lead or lead products shall be used except in the form of paste or ready made paint.
  - b) Suitable face masks should be supplied for use by the workers when paint is applied in the form of spray or a surface having lead paint is dry rubbed and scraped.



- c) Overalls shall be supplied by the contractors to the workmen and adequate facilities shall be provided to enable the working painters to wash during and on the cessation of work.
- 9 The Contractor shall not employ women and men below the age of 18 on the work of painting with product containing lead in any form. wherever men above the age of 18 are employed on the work of lead painting, the following principles must be observed for such use :
- (i) White lead, sulphate of lead or product containing these pigment, shall not be used in painting operation except in the form of pastes or paint ready for use.
  - ii) Measures shall be taken, wherever required in order to prevent danger arising from the application of paint in the form of spray.
  - iii) Measures shall be taken, wherever practicable, to prevent danger arising out of from dust caused by dry rubbing down and scraping.
  - iv) Adequate facilities shall be provided to enable working painters to wash during and on cessation of work.
  - v) Overall shall be worn by working painters during the whole of working period.
  - vi) Suitable arrangement shall be made to prevent clothing put off during working hours being spoiled by painting materials.
  - vii) Cases of lead poisoning and suspected lead poisoning shall be notified and shall be subsequently verified by medical man appointed by the Employer.
  - viii) The Employer may require, when necessary medical examination of workers.
  - ix) Instructions with regard to special hygienic precautions to be taken in the painting trade shall be distributed to working painters.
10. When the work is done near any place where there is risk of drowning, all necessary equipments should be provided and kept ready for use and all necessary steps taken for prompt rescue of any person in danger and adequate provision, should be made for prompt first aid treatment of all injuries likely to be obtained during the course of the work.
11. Use of hoisting machines and tackle including their attachments, anchorage and supports shall conform to the following standards or conditions :-
- i) (a) These shall be of good mechanical construction, sound materials and adequate strength and free from patent defects and shall be kept repaired and in good working order.
  - (b) Every rope used in hoisting or lowering materials or as a means of suspension shall be of durable quality and adequate strength, and free from patent defects.
  - ii) Every crane driver or hoisting appliance operator, shall be properly qualified and no person under the age of 21 years should be in charge of any hoisting machine including any scaffolding winch or give signals to operator.
  - iii) In case of every hoisting machine and of every chain ring hook, shackle swivel and pulley block used in hoisting or as means of suspension, the safe working load shall be ascertained by adequate means. Every hoisting machine and all gear referred to above shall be plainly marked with the safe working load. In case of a hoisting machine having a variable safe working load each safe working load and the condition under which it is applicable shall be clearly indicated. No part of any machine or any gear referred to

above in this paragraph shall be loaded beyond the safe working load except for the purpose of testing.

- iv) In case of departmental machines, the safe working load shall be notified by the Electrical Employer. As regards contractor's machines the contractors shall notify the safe working load of the machine to the Employer whenever he brings any machinery to site of work and get it verified by the Electrical Engineer concerned.
12. Motors, gearing, transmission, electric wiring and other dangerous parts of hoisting appliances should be provided with efficient safeguards. Hoisting appliances should be provided with such means as will reduce to the minimum the risk of accidental descent of the load. Adequate precautions should be taken to reduce to the minimum the risk of any part of a suspended load becoming accidentally displaced. When workers are employed on electrical installations which are already energized, insulating mats, wearing apparel, such as gloves, sleeves and boots as may be necessary should be provided. The worker should not wear any rings, watches and carry keys or other materials which are good conductors of electricity.
  13. All scaffolds, ladders and other safety devices mentioned or described herein shall be maintained in safe condition and no scaffold, ladder or equipment shall be altered or removed while it is in use. Adequate washing facilities should be provided at or near places of work.
  14. These safety provisions should be brought to the notice of all concerned by display on a notice board at a prominent place at work spot. The person responsible for compliance of the safety code shall be named therein by the contractor.
  15. To ensure effective enforcement of the rules and regulations relating to safety precautions the arrangements made by the contractor shall be open to inspection by the Labour Officer or Employer of the department or their representatives.
    1. Notwithstanding the above clauses from (1) to (15) there is nothing in these to exempt the contractor from the operations of any other Act or Rule in force in the Republic of India.

WP(C) 36/2009

ITEM NO.11

COURT NO.1

SECTION PIL

SUPREME COURT OF INDIA  
RECORD OF PROCEEDINGS

WRIT PETITION (CIVIL) NO(s). 36 OF 2009

IN RE: MEASURES FOR PREVENTION OF FATAL  
ACCIDENTS OF SMALL CHILDREN DUE TO THEIR  
FALLING INTO ABANDONED BORE WELLS AND TUBE WELLS

Petitioner(s)

VERSUS

UNION OF INDIA & ORS.

Respondent(s)

(With office report)

Date: 11/02/2010

This Petition was called on for hearing today.

CORAM :

HON'BLE THE CHIEF JUSTICE  
HON'BLE DR. JUSTICE B.S. CHAUHAN  
HON'BLE MR. JUSTICE C.K. PRASAD

Mr. Paramjit Singh Patwalia, Sr. Adv.

(A.C.)

For Petitioner(s)

For Respondent(s)

Ms. Indira JaiSing, ASG  
Mr. Ashok Bhan, Adv.  
Ms. Sadhna Sandhu, Adv.  
Mr. C.K. Sharma, Adv.  
Mr. D.S. Mahra, Adv.

For State of Haryana

Mr. Manjit Singh, AAG for Haryana  
Mr. Kamal Mohan Gupta, Adv.  
Ms.Reeta Chaudhary, Adv.  
Mr. Gaurav Teotia,Adv.

For State of Punjab

Mrs. JayshreeAnand, AAG for Punjab  
Mr. K.K. Mahalik, Adv.  
Mrs. Noor Jahan, Adv.  
Mr. Kuldip Singh, Adv.

For State of Raj.

Dr. Manish Singhvi, AAG for Rajasthan  
Mr. Devanshu Kumar Devesh, Adv.  
Mr. Milind Kumar, Adv.  
Mr. T. Harish Kumar, Adv.

For State of U.P.

Mr. Shail Kumar Dwivedi, AAG for U.P.  
Mr. Manoj Kr. Dwivedi, adv.  
Ms. Vandana Mishra, Adv.  
Mr. Ashutosh Kr. Sharma, Adv.  
Mr. GunnamVenkateswara Rao, Adv.

For State of T.N.

Ms. Promila, adv.  
Mr. S. Thananjayan, Adv.

UPON hearing counsel the Court made the following O R D E R

Certain safety measures/guidelines have been given in the signed order which are to be observed by all the States. The guidelines given in the signed order Shall be given wide publicity through the national television channels. A copy of this order be sent to the Chief Secretaries of all the States/Union Territories who shall forward the same to the District Collectors of all Districts of their respective State.

For further directions post this matter after 12 weeks.

(Ajay Kr. Jain)  
Court Master

(Veera Verma)  
Court Master

(Signed order is placed on the file)

IN THE SUPREME COURT OF INDIA  
CIVIL ORIGINAL JURISDICTION

WRIT PETITION(C)NO.36 OF 2009

In Re: Measures for Prevention  
of Fatal Accidents of Small  
Children Due to Their Falling  
Into Abandoned Bore Wells and  
Tube Wells

....

Petitioner

Versus

Union of India &Ors.

....

Respondents

**ORDER**

Heard the learned Amicus Curiae and the learned Addl. Solicitor General appearing for the Union of India.

It has been brought to the notice of this Court that in a number of cases children had been trapped and fallen into bore wells and tube wells or abandoned wells. These reports have been coming from various States. Accordingly, we took suomotu initiative and issued notice to the various States to take immediate measures to prevent such kind of incidents.

The Union of India has filed its counter affidavit giving certain guidelines to be followed by the States.

We have perused the affidavit and the guidelines suggested by the Union of India.

Having regard to the number of incidents that have taken place during the recent past and immediate need for preventing such incidents in future, we direct that the following safety measures/guidelines are to be observed by all the States :-

(i)"The owner of the land/premises, before taking any steps for constructing bore well/ tube well must inform in writing at least 15 days in advance to the concerned authorities in the area, i.e., District Collector/ District Magistrate/Sarpanch of the Gram Panchayat/ concerned officers of the Department of Ground Water/ Public Health/ Municipal Corporation, as the case may be, about the construction of bore well/tube well.

(ii)Registration of all the drilling agencies,viz., Govt./Semi Govt./Private etc. should be mandatory with the district administration.

(iii)Erection of signboard at the time of construction near the well with the following details :-

a)Complete address of the drilling agency at the time of construction/  
rehabilitation of well. (b)Complete address of the user agency/ owner  
ofthe well.

(iv)Erection of barbed wire fencing or any other suitable barrier around the well during construction.

(v) Construction of cement/concrete platform measuring 0.50 x 0.50x 0.60 meter (0.30 meter above ground level and 0.30 meter below ground level) around the well casing.

(vi) Capping of well assembly by welding steel plate or by providing a strong cap to be fixed to the casing pipe with bolts & nuts.

(vii) In case of pump repair, the tube well should not be left uncovered.

(viii) Filling of mud pits and channels after completion of works.

(ix) Filling up abandoned borewells by clay/sand /boulders/pebbles/drill cuttings etc. from bottom to ground level.

(x) On completion of the drilling operations at a particular location, the ground conditions are to be restored as before the start of drilling.

(xi) District Collector should be empowered to verify that the above guidelines are being followed and proper monitoring check about the status of boreholes/tubewells are being taken care through the concerned State/Central Government agencies.

(xii) District/Block/Village wise status of bore wells/tubewells drilled viz. No. of wells in use, No. of abandoned bore wells/tube wells found open, No. of abandoned borewells/tubewells properly filled up to ground level and balance number of abandoned borewells/tubewells to be filled up to ground level is to be maintained at District Level.

In rural areas, the monitoring of the above is to be done through Village Sarpanch and the Executive from the Agriculture Department.

In case of urban areas, the monitoring of the above is to be done through Junior Engineer and the Executive from the concerned Department of Ground Water/Public Health/ Municipal Corporation etc.

(xiii) If a borewell/tubewell is 'Abandoned' at any stage, a certificate from the concerned department of Ground Water/Public health/Municipal Corporation/Private contractor etc. must be obtained by the aforesaid agencies that the 'Abandoned' borewell/tubewell is properly filled upto the ground level. Random inspection of the abandoned wells is also to be done by the Executive of the concern agency/department. Information on all such data on the above are to be maintained in the District Collector/ Block Development Office of the State.

The guidelines abovementioned shall be given wide publicity through the national television channels. A copy of this order be sent to the Chief Secretaries of all the States/Union Territories who shall forward the same to the District Collectors of all Districts of their respective State for further directions post this matter after 12 weeks.

.....CJI.

.....J.

(Dr. B.S. CHAUHAN)

.....J. (C.K. PRASAD)

NEW DELHI;  
FEBRUARY 11, 2010

## **SECTION- XVII**

### **MODEL RULES FOR THE PROTECTION OF HEALTH AND SANITARY ARRANGEMENTS FOR WORKERS**

## SECTION- XVII

### MODEL RULES FOR THE PROTECTION OF HEALTH AND SANITARY ARRANGEMENTS FOR WORKERS

#### 1. APPLICATION

These rules shall apply to all buildings and construction works in which twenty or more workers are ordinarily employed or are proposed to be employed in any day during the period during which the contract work is in progress.

#### 2. DEFINITION

Work place means a place where twenty or more workers are ordinarily employed in connection with construction work on any day during the period during which the contract work is in progress.

#### 3. FIRST-AID FACILITIES

- i) At every work place there shall be provided and maintained, so as to be easily accessible during working hours, first-aid boxes at the rate of not less than one box for 150 contract labour or part thereof ordinarily employed.
- ii) The first-aid box shall be distinctly marked with a red cross on white back ground and shall contain the following equipment:-
  - a) For work places in which the number of contract labour employed does not exceed 50-Each first-aid box shall contain the following equipments :-
    1. 6 small sterilized dressings.
    2. 3 medium size sterilized dressings.
    3. 3 large size sterilized dressings.
    4. 3 large sterilized burn dressings.
    5. 1 (30 ml.) bottle containing a two per cent alcoholic solution of iodine.
    6. 1 (30 ml.) bottle containing salvolatile having the dose and mode of administration indicated on the label.
    7. 1 snakebite lancet.
    8. 1 (30 gms.) bottle of potassium permanganate crystals.
    9. 1 pair scissors.
    10. 1 copy of the first-aid leaflet issued by the Director General, Factory Advice Service and Labour Institutes, Government of India.
    11. 1 bottle containing 100 tablets (each of 5 gms.) of aspirin.
    12. Ointment for burns.
    13. A bottle of suitable surgical antiseptic solution.
  - b) For work places in which the number of contract labour



exceed 50. Each first-aid box shall contain the following equipments.

1. 12 small sterilized dressings.
  2. 6 medium size sterilized dressings.
  3. 6 large size sterilized dressings.
  4. (15 gms.) Packets sterilized cotton wool.
  5. 1 (60 ml.) bottle containing two per cent alcoholic solution iodine.
  6. 1 (60 ml.) bottle containing salvolatile having the dose and mode of administration indicated on the label.
  7. 1 rolls of adhesive plaster.
  8. 1 snake bite lancet.
  9. 1 (30 gms.) bottle of potassium permanganate crystals.
  10. 1 pair scissors.
  11. 1 copy of the first-aid leaflet issued by the Director General Factory Advice Service and Labour Institutes /Government of India.
  12. A bottle containing 100 tablets (each of 5 gms.) of aspirin.
  13. Ointment for burns.
  14. A bottle of suitable surgical antiseptic solution.
- iii) Adequate arrangements shall be made for immediate recoupment of the equipment when necessary.
- iv) Nothing except the prescribed contents shall be kept in the First-aid box.
- v) The first-aid box shall be kept in charge of a responsible person who shall always be readily available during the working hours of the work place.
- vi) A person in charge of the First-aid box shall be a person trained in First-aid treatment, in the work places where the number of contract labour employed is 150 or more.
- vii) In work places where the number of contract labour employed is 500 or more and hospital facilities are not available within easy distance from the works. First-aid posts shall be established and run by a trained compounder. The compounder shall be on duty and shall be available at all hours when the workers are at work.
- viii) Where work places are situated in places which are not towns or cities, a suitable motor transport shall be kept readily available to carry injured person or person suddenly taken ill to the nearest hospital.

#### **4. DRINKING WATER**

- i) In every work place, there shall be provided and maintained at suitable places, easily accessible to labour, a sufficient supply of cold water fit for drinking.
- ii) Where drinking water is obtained from an Intermittent public water supply, each work place shall be provided with storage where such drinking water shall be stored.

- iii) Every water supply or storage shall be at a distance of not less than 50 feet from any latrine drain or other source of pollution. Where water has to be drawn from an existing well which is within such proximity of latrine, drain or any other source of pollution, the well shall be properly chlorinated before water is drawn from it for drinking. All such wells shall be entirely closed in and be provided with a trap door which shall be dust and waterproof.
- iv) A reliable pump shall be fitted to each covered well, the trap door shall be kept locked and opened only for cleaning or inspection which shall be done at least once a month.

#### **5. WASHING FACILITIES**

- i) In every work place adequate and suitable facilities for washing shall be provided and maintained for the use of contract labour employed therein.
- ii) Separate and adequate cleaning facilities shall be provided for the use of male and female workers.
- iii) Such facilities shall be conveniently accessible and shall be kept in clean and hygienic condition.

#### **6. LATRINES AND URINALS**

- i) Latrines shall be provided in every work place on the following scale namely :-
  - a) Where female are employed there shall be at least one latrine for every 25 females.
  - b) Where males are employed, there shall be at least one latrine for every 25 males.

Provided that where the number of males or females exceeds 100, it shall be sufficient if there is one latrine for 25 males or females as the case may be up to the first 100, and one for every 50 thereafter.

- ii) Every latrine shall be under cover and so partitioned off as to secure privacy, and shall have a proper door and fastenings.
- iii) Construction of latrines : The inside walls shall be constructed of masonry or some suitable heat-resisting nonabsorbent materials and shall be cement washed inside and outside at least once a year, Latrines shall not be of a standard lower than borehole system.
- iv) a) Where workers of both sexes are employed, there shall be displayed outside each block of latrine and urinal, a notice in the language understood by the majority of the workers "For Men only" or "For Women Only" as the case may be.
  - b) The notice shall also bear the figure of a man or of a woman, as the case may be.
- v) There shall be at least one urinal for male workers up to 50 and one for female workers up to fifty employed at a time, provided that where the number of male or female workmen, as the case may be exceeds 500, it shall be sufficient if there is one urinal for every 50 males or females up to the first 500 and one for every 100 or

part thereafter.

- vi) a) The latrines and urinals shall be adequately lighted and shall be maintained in a clean and sanitary condition at all times.
- b) Latrines and urinals other than those connected with a flush sewage system shall comply with the requirements of the Public Health Authorities.
- vii) Water shall be provided by means of tap or otherwise so as to be conveniently accessible in or near the latrines and urinals.
- viii) Disposal of excreta :- Unless otherwise arranged for by the local sanitary authority, arrangements for proper disposal of excreta by incineration at the work place shall be made by means of a suitable incinerator. Alternately excreta may be disposed of by putting a layer of night soil at the bottom of a pucca tank prepared for the purpose and covering it with a 15 cm. layer of waste or refuse and then covering it with a layer of earth for a fortnight (when it will turn to manure).
- (ix) The contractor shall at his own expense, carry out all instructions issued to him by the Employer to effect proper disposal of night soil and other conservancy work in respect of the contractor's workmen or employees on the site. The contractor shall be responsible for payment of any charges which may be levied by Municipal or Cantonment Authority for execution of such on his behalf.

#### **7. PROVISION OF SHELTER DURING REST**

At every place there shall be provided, free of cost, four suitable sheds, two for meals and the other two for rest separately for the use of men and women labour. The height of each shelter shall not be less than 3 metres (10 ft.) from the floor level to the lowest part of the roof. These shall be kept clean and the space provided shall be on the basis of 0.6 sq.m. (6 sft) per head.

Provided that the Employer may permit subject to his satisfaction, a portion of the building under construction or other alternative accommodation to be used for the purpose.

#### **8. CRECHES**

- i) At every work place, at which 20 or more women worker are ordinarily employed, there shall be provided two rooms of reasonable dimensions for the use of their children under the age of six years. One room shall be used as a play room for the children and the other as their bedroom.
- ii) The rooms shall be provided with suitable and sufficient openings for light and ventilation. There shall be adequate provision of sweepers to keep the places clean.
- iii) The contractor shall supply adequate number of toys and games in the play room and sufficient number of cots and beddings in the bed room.
- iv) The contractor shall provide one ayaa to look after the children in the creche when the number of women workers does not exceed 50 and two when the number of women workers exceed 50.
- v) The use of the rooms earmarked as creches shall be restricted to children, their attendants and mothers of the children.

## 9. CANTEENS

- i) In every work place where the work regarding the employment of contract labour is likely to continue for six months and where in contract labour numbering one hundred or more are ordinarily employed, an adequate canteen shall be provided by the contractor for the use of such contract labour.
- ii) The canteen shall be maintained by the contractor in an efficient manner.
- iii) The canteen shall consist of at least a dining hall, kitchen, storeroom, pantry and washing places separately for workers and utensils.
- iv) The canteen shall be sufficiently lighted at all times when any person has access to it.
- v) The floor shall be made of smooth and impervious materials and inside walls shall be lime-washed or colour washed at least once in each year.  
Provided that the inside walls of the kitchen shall be lime-washed every four months.
- vi) The premises of the canteen shall be maintained in a clean and sanitary condition.
- vii) Waste water shall be carried away in suitable covered drains and shall not be allowed to accumulate so as to cause a nuisance.
- viii) Suitable arrangements shall be made for the collection and disposal of garbage.
- ix) The dining hall shall accommodate at a time 30 per cent of the contract labour working at a time.
- x) The floor area of the dining hall, excluding the area occupied by the service counter and any furniture except tables and chairs shall not be less than one square meter (10 sft) per diner to be accommodated as prescribed in sub-Rule 9.
- xi) a) A portion of the dining hall and service counter shall be partitioned off and reserved for  
women workers in proportion to their number.  
b) Washing places for women shall be separate and screened to secure privacy.
- xii) Sufficient tables stools, chair or benches shall be available for the number of diners to be accommodated as prescribed in sub-Rule 9.
- xiii) a) 1. There shall be provided and maintained sufficient utensils crockery, furniture and any other equipments necessary for the efficient running of the canteen.  
2. The furniture utensils and other equipment shall be maintained in a clean and hygienic condition.  
b) 1. Suitable clean clothes for the employees serving in the canteen shall be provided and maintained.  
2. A service counter, if provided, shall have top of smooth and impervious material.  
3. Suitable facilities including an adequate supply of hot water shall be

provided for the cleaning of utensils and equipments.

- xiv) The food stuffs and other items to be served in the canteen shall be in conformity with the normal habits of the contract labour.
- xv) The charges for food stuffs, beverages and any other items served in the canteen shall be based on 'No profit, No loss' and shall be conspicuously displayed in the canteen.
- xvi) In arriving at the price of foodstuffs, and other article served in the canteen, the following items shall not be taken into consideration as expenditure namely:-
  - a) The rent of land and building.
  - b) The depreciation and maintenance charges for the building and equipments provided for the canteen.
  - c) The cost of purchase, repairs and replacement of equipments including furniture, crockery, cutlery and utensils.
  - d) The water charges and other charges incurred for lighting and ventilation.
  - e) The interest and amounts spent on the provision and maintenance of equipments provided for the canteen.
- xvii) The accounts pertaining to the canteen shall be audited once every 12 months by registered accountants and auditors.

#### **10. ANTI-MALARIAL PRECAUTIONS**

The contractor shall at his own expense, conform to all anti-malarial instructions given to him by the Employer including the filling up of any borrow pits which may have been dug by him.

- 11. The above rules shall be incorporated in the contracts and in notices inviting tenders and shall form an integral part of the contracts.

#### **12. AMENDMENTS**

Government may, from time to time, add to or amend these rules and issue directions - it may consider necessary for the purpose of removing any difficulty which may arise in the administration thereof.

**SECTION- XVIII**  
CONTRACTOR'S LABOUR REGULATIONS

## SECTION- XVIII

### CONTRACTOR'S LABOUR REGULATIONS

#### 1. SHORT TITLE

These regulations may be called Contractors Labour Regulations.

#### 2. DEFINITIONS

i) **Workman** means any person employed by contractor directly or indirectly through a subcontractor to do any skilled, semiskilled or unskilled manual, supervisory, technical or clerical work for hire or reward, whether the terms of employment are expressed or implied but does not include any person :-

- a) Who is employed mainly in a managerial or administrative capacity : or
- b) Who, being employed in a supervisory capacity draws wages exceeding five hundred rupees per mensem or exercises either by the nature of the duties attached to the office or by reason of powers vested in him, functions mainly of managerial nature : or
- c) Who is an out worker, that is to say, person to whom any article or materials are given out by or on behalf of the principal employers to be made up, cleaned, washed, altered, ornamental finished, repaired adopted or otherwise processed for sale for the purpose of the trade or business of the principal employers and the process is to be carried out either in the home of the out worker or in some other premises, not being premises under the control and management of the principal employer.

No person below the age of 14 years shall be employed to act as a workman.

ii) **Fair Wages** means wages whether for time or piece work fixed and notified under the provisions of the Minimum Wages Act from time to time.

iii) **Contractors** shall include every person who undertakes to produce a given result other than a mere supply of goods or articles of manufacture through contract labour or who supplies contract labour for any work and includes a subcontractor.

iv) **Wages** shall have the same meaning as defined in the Payment of Wages Act.

3. i) Normally working hours of an adult employee should not exceed 9 hours a day. The working day shall be so arranged that inclusive of interval for rest, if any, it shall not spread over more than 12 hours on any day.

ii) When an adult worker is made to work for more than 9 hours on any day or for more than 48 hours in any week, he shall be paid over time for the extra hours put in by him at double the ordinary rate of wages.

iii) a) Every worker shall be given a weekly holiday normally on a Sunday, in

accordance with

the provisions of the Minimum Wages (Central) Rules 1960 as amended from time to time irrespective of whether such worker is governed by the Minimum Wages Act or not.

- b) Where the minimum wages prescribed by the Government under the Minimum Wages Act are not inclusive of the wages for the weekly day of rest, the worker shall be entitled to rest day wages at the rate applicable to the next preceding day, provided he has worked under the same contractor for a continuous period of not less than 6 days.
- c) Where a contractor is permitted by the Employer to allow a worker to work on a normal weekly holiday, he shall grant a substituted holiday to him for the whole day on one of the five days immediately before or after the normal weekly holiday and pay wages to such worker for the work performed on the normal weekly holiday at overtime rate.

#### **4. DISPLAY OF NOTICE REGARDING WAGES ETC.**

The contractor shall before he commences his work on contract, display and correctly maintain and continue to display and correctly maintain in a clear and legible condition in conspicuous places on the work, notices in English and in the local Indian languages spoken by the majority of the workers giving the minimum rates of wages fixed under Minimum Wages Act, the actual wages being paid, the hours of work for which such wage are earned, wages periods, dates of payments of wages and other relevant information..

#### **5. PAYMENT OF WAGES**

- i) The contractor shall fix wage periods in respect of which wages shall be payable.
- ii) No wage period shall exceed one month.
- iii) The wages of every person employed as contract labour in an establishment or by a contractor where less than one thousand such persons are employed shall be paid before the expiry of seventh day and in other cases before the expiry of tenth day after the last day of the wage period in respect of which the wages are payable.
- iv) Where the employment of any worker is terminated by or on behalf of the contractor the wages earned by him shall be paid before the expiry of the second working day from the date on which his employment is terminated.
- v) All payment of wages shall be made on a working day at the work premises and during the working time and on a date notified in advance and in case the work is completed before the expiry of the wage period, final payment shall be made within 48 hours of the last working day.
- vi) Wages due to every worker shall be paid to him direct or to other person authorized by him in this behalf.
- vii) All wages shall be paid in current coin or currency or in both.
- viii) Wages shall be paid without any deductions of any kind except those specified by the Central Government by general or special order in this behalf or permissible under the Payment of Wages Act 1956.
- ix) A notice showing the wages period and the place and time of disbursement of wages



shall be displayed at the place of work and a copy sent by the contractor to the Employer under acknowledgment.

- x) It shall be the duty of the contractor to ensure the disbursement of wages in the presence of the Engineer or any other authorized representative of the Employer who will be required to be present at the place and time of disbursement of wages by the contractor to workmen.
- xi) The contractor shall obtain from the Junior Engineer or any other authorized representative of the Employer as the case may be, a certificate under his signature at the end of the entries in the "Register of Wages" or the "Wage-cum-Muster Roll" as the case may be in the following form:-

"Certified that the amount shown in column No..... has been paid to the workman concerned in my presence on ..... at ....."

#### 6. FINES AND DEDUCTIONS WHICH MAY BE MADE FROM WAGES

- (i) The wages of a worker shall be paid to him without any deduction of any kind except the following :-
  - (a) Fines
  - (b) Deductions for absence from duty i.e. from the place or the places where by the terms of his employment he is required to work. The amount of deduction shall be in proportion to the period for which he was absent.
  - (c) Deduction for damage to or loss of goods expressly entrusted to the employed person for custody, or for loss of money or any other deduction which he is required to account, where such damage or loss is directly attributable to his neglect or default.
  - (d) Deduction for recovery of advances or for adjustment of overpayment of wages, advances granted shall be entered in a register.
  - (e) Any other deduction which the Central Government may from time to time allow.
- (ii) No fines should be imposed on any worker save in respect of such acts and omissions on his part as have been approved of by the Chief Labour Commissioner.  
**Note :-** An approved list of Acts and Omissions for which fines can be imposed is enclosed at Appendix-I
- (iii) No fine shall be imposed on a worker and no deduction for damage or loss shall be made from his wages until the worker has been given an opportunity of showing cause against such fines or deductions.
- (iv) The total amount of fine which may be imposed in any one wage period on a worker shall not exceed an amount equal to three paise in a rupee of the total wages, payable to him in respect of that wage period.
- (v) No fine imposed on any worker shall be recovered from him by instalment, or after the expiry of sixty days from the date on which it was imposed.
- (vi) Every fine shall be deemed to have been imposed on the day of the act or omission in respect of which it was imposed.

## 7. LABOUR RECORDS

- (i) The contractor shall maintain a **Register of persons employed** on work on contract in Form XIII of the CL (R&A) Central Rules 1971
- (ii) The contractor shall maintain a **Muster Roll** register in respect of all workmen employed by him on the work under Contract in Form XVI of the CL (R&A) Rules 1971.
- (iii) The contractor shall maintain a **Wage Register** in respect of all workmen employed by him on the work under contract in Form XVII of the CL (R&A) Rules 1971
- (iv) **Register of accident** - The contractor shall maintain a register of accidents in such form as maybe convenient at the work place but the same shall include the following particulars:
  - a) Full particulars of the labourers who met with accident.
  - b) Rate of Wages.
  - c) Sex
  - d) Age
  - e) Nature of accident and cause of accident.
  - f) Time and date of accident.
  - g) Date and time when admitted in Hospital.
  - h) Date of discharge from the Hospital.
  - i) Period of treatment and result of treatment.
  - j) Percentage of loss of earning capacity and disability as assessed by Medical Officer.
  - k) Claim required to be paid under Workmen's Compensation Act.
  - l) Date of payment of compensation.
  - m) Amount paid with details of the person to whom the same was paid.
  - n) Authority by whom the compensation was assessed.
  - o) Remarks
- v) The contractor shall maintain a **Register of Fines** in the Form XII of the CL (R&A) Rules 1971  
The contractor shall display in a good condition and in a conspicuous place of work the approved list of acts and omissions for which fines can be imposed
- vi) The contractor shall maintain a **Register of deductions for damage or loss** in Form XX of the CL (R&A) Rules 1971.
- vii) The contractor shall maintain a **Register of Advances** in Form XXIII of the CL (R&A) Rules 1971.
- viii) The contractor shall maintain a **Register of Overtime** in Form XXIII of the CL (R&A) Rules 1971.

## 8. ATTENDANCE CARD-CUM-WAGE SLIP

- i) The contractor shall issue an **Attendance card-cum-wage slip** to each workman

employed by him.

- ii) The card shall be valid for each wage period.
- iii) The contractor shall mark the attendance of each workman on the card twice each day, once at the commencement of the day and again after the rest interval, before he actually starts work.
- iv) The card shall remain in possession of the worker during the wage period under reference.
- v) The contractor shall complete the wage slip portion on the reverse of the card at least a day prior to the disbursement of wages in respect of the wage period under reference.
- vi) The contractor shall obtain the signature or thumb impression of the worker on the wage slip at the time of disbursement of wages and retain the card with himself.

#### **9. EMPLOYMENT CARD**

The contractor shall issue an **Employment Card** in Form XIV of the CL (R&A) Central Rules 1971 to each worker within three days of the employment of the worker.

#### **10. SERVICE CERTIFICATE**

On termination of employment for any reason whatsoever the contractor shall issue to the workman whose services have been terminated, a **Service certificate** in Form XV of the CL (R&A) Central Rules 1971.

#### **11. PRESERVATION OF LABOUR RECORDS**

All records required to be maintained under Regulations Nos. 6&7 shall be preserved in original for a period of three years from the date of last entries made in them and shall be made available for inspection by the Employer or Labour Officer.

#### **12. POWER OF LABOUR OFFICER TO MAKE INVESTIGATIONS OR ENQUIRY**

The Labour Officer or any person authorized by Central Government on their behalf shall have power to make enquires with a view to ascertaining and enforcing due and proper observance of Fair Wage Clauses and the Provisions of these Regulations. He shall investigate into any complaint regarding the default made by the contractor or subcontractor in regard to such provision.

#### **13. REPORT OF LABOUR OFFICER**

The Labour Officer or other persons authorized as aforesaid shall submit a report of result of his investigation or enquiry to the Employer indicating the extent, if any, to which the default has been committed with a note that necessary deductions from the contractor's bill be made and the wages and other dues be paid to the labourers concerned. In case an appeal is made by the contractor under Clause 13 of these regulations, actual payment to labourers will be made by the Engineer after the Employer has given his decision on such appeal.

- i) The Engineer shall arrange payments to the labour concerned within 45 days from the receipt of the report from the Labour Officer or the Employer as the case may be.

#### **14. APPEAL AGAINST THE DECISION OF LABOUR OFFICER**

Any person aggrieved by the decision and recommendations of the Labour Officer or other person so authorised may appeal against such decision to the Employer within 30 days

from the date of decision, forwarding simultaneously a copy of his appeal to the Engineer concerned but subject to such appeal, the decision of the officer shall be final and binding upon the contractor.

**15. PROHIBITION REGARDING REPRESENTATION THROUGH LAWYER**

- i) A workman shall be entitled to be represented in any investigation or enquiry under these regulations by:-
  - a) An officer of a registered trade union of which he is a member.
  - b) An officer of a federation of trade unions to which the trade union referred to in clause (a) is affiliated.
  - c) Where the employer is not a member of any registered trade union, by an officer of a registered trade union, connected with the industry in which the worker is employed or by any other workman employed in the industry in which the worker is employed.
- ii) An employer shall be entitled to be represented in any investigation or enquiry under these regulations by :-
  - a) An officer of an association of employers of which he is a member.
  - b) An officer of a federation of associations of employers to which association referred to in clause (a) is affiliated.
  - c) Where the employers is not a member of any association of employers, by an officer of association of employer connected with the industry in which the employer is engaged or by any other employer, engaged in the industry in which the employer is engaged.
- (iii) No party shall be entitled to be represented by a legal practitioner in any investigation or enquiry under these regulations.

**16. INSPECTION OF BOOKS AND SLIPS**

The contractor shall allow inspection of all the prescribed labour records to any of his workers or to his agent at a convenient time and place after due notice is received or to the Labour Officer or any other person, authorized by the Central Government on his behalf.

**17. SUBMISSIONS OF RETURNS**

The contractor shall submit periodical returns as may be specified from time to time.

**18. AMENDMENTS**

The Central Government may from time to time add to or amend the regulations and on any question as to the application/Interpretation or effect of those regulations the decision of the Employer shall be final.

(Note: Necessary Formats in which records are to be maintained and returns to be submitted shall be provided by the Employer.)

**SECTION- XIX**  
CHECKLIST

## SECTION- XIX CHECKLIST

(Please ensure that you have serially numbered each and every page of scanned documents forming your bid and furnished following documents in the manner prescribed mentioning the page number(s) of your bid in appropriate box)

This Checklist should be the first document of your bid numbered as page 1.

**CHECKLIST MUST BE FILLED & SUBMITTED BY THE BIDDER**

Clause No.	Duly Self Attested following documents	Reference Page No(s) where the documents are uploaded
<b>Section II (ITB Clause 2.9</b>	(a) Copy of valid registration/enlistment with the respective authorities (Reference: clause 2.2 of eligibility criteria). <b>(Sl.No.1 of Section XI)</b>	
	(b) In case of a consortium, certified copy of the agreement between various partners. (Reference : Clause 2.2 of eligibility criteria)	
	(c) Scanned copy of undertaking of having employed the ground water professional during execution of work. (Reference : Clause 2.2 of eligibility criteria)	
	(d) Scanned copy of undertaking as per eligibility criteria 2.2 (d ).	
	(e) Turnover for last three years <b>duly certified by Chartered Accountant.</b> (Reference: Clause 2.3 of eligibility criteria). <b>(Sl.No.2 of Section XI)</b>	
	(f) Details of works completed as per table at <b>Sl. No.3 (a) of Section XI.</b> (Reference : Clause 2.4 of eligibility criteria) along with documentary proof	
	(g) Details of payment received for completed works alongwith documentary proof as per table at Sl. No 3(B) of Section XI (Reference : Clause 2.4 of eligibility criteria)	
	(h) Scanned copy of undertaking as per eligibility criteria 2.5	
	(i) Details of Borewells/Tubewells constructed as per table at <b>Sl. No.4 of Section XI.</b> (Reference : Clause 2.6 of eligibility criteria) along with documentary proof.	
	(j) Scanned copy of EMD: As per clause 13 of Section II Instructions to Bidders.	
	(k) Scanned copy of tender fee.	
	(l) Scanned copy of Tender Acceptance letter: As per format in Section XIV	
	(m) Undertaking as per clause 2.5 of eligibility criteria	
	(n) The proof of supply in respect of DWLR and telemetry as per supply order along with delivery challan and Commissioning report/ Installation report/ Performance certificate in respect of	

	<p>successful commissioning.(Reference : Clause 2.4 of eligibility criteria) along with documentary proof.</p> <p>(o) Certificate for After Sales support certificate. (Reference: Clause 2.4 of eligibility criteria) along with documentary proof in respect of DWLR and telemetry.</p> <p>(p) Details fo DWLR's supplied installed and commissioned alongwith undertaking for no adverse report for atleast 1 year</p> <p>(q) Descriptive Documents, drawings, notes and references of operating and assembly of mechanical parts in respect of DWLR and telemetry alongwith detailed description of the goods' essential technical and performance characteristics.</p> <p>(a) A clause-by-clause commentary on the Purchaser's technical specifications demonstrating substantial responsiveness of the Goods and Services to those specifications or a statement of deviations and exceptions to the provisions of the Technical Specifications. For purposes of the commentary to be furnished above, the Bidder shall note that standards for workmanship, material and goods, and references to brand names or catalogue numbers designated by the Purchaser in its Technical Specifications are intended to be descriptive only and not restrictive. The Bidder may substitute alternative standards, brand names and/or catalogue numbers in its bid, provided that it demonstrates to the Purchaser's satisfaction that the substitutions ensure substantial equivalence to those designated in the Technical Specificationsalong with the certificates/ documents as specified in the Scope of Work and Technical Specifications Part C, para 1.0 Scope of Work (xix).</p> <p>(b) Non-manufacturer bidders in respect of DWLR and telemetry will submit the manufacturer's authorization Form as per Proforma in Section XIX</p> <p>(c) Tender document duly signed in all pages, scam amd submite online alongwith above.</p> <p>(d) Duly Signed copy of Integrity Pact as per format in Section XIV</p> <p>(e) Any other document as per tender</p>	
<p><b>Section II (ITB Clause 2.10</b></p>	<p>(a) Copy of completion certificate and other documents indicating the contract number, amount of the contract and the date of completion in support of details of work submitted by the bidder, duly certified by the competent authority of the respective organisation be submitted. (Reference : Clause 2.4 of eligibility criteria)</p>	
	<p>(b) Documents establishing receipt of payment in respect of details of works submitted by bidder. Form 26 AS of Income Tax returns, bank statement or any other documentary proof clearly indicating the name of the firm/organisations, payment</p>	

	received be submitted. (Reference : Clause 2.4 of eligibility criteria)	
	(c) Following documents duly certified by the organisation under whom the work has been executed shall be submitted (Reference : Clause 2.4 of eligibility criteria)	
	(i) Documents in support of number of pilot holes drilled upto a depth of 300 m in soft/alluvial formation.	
	(ii) Documents in support of tubewells completed upto a depth of 250 m for soft/alluvial formation. If any bidder provide documents for completion of well upto 300m for 10% of number of wells to be completed as per Clause 2.5(a) need not to give document as mentioned in (c) (i) above.	

Signature of Bidder

**NOTE: THE BIDDERS SHALL PUT SERIAL NUMBER ON ALL THE PAGES AS PER CHECKLIST BEFORE UPLOADING ON THE PORTAL. BIDDERS WILL BE RESPONSIBLE IF THEIR BIDS BECOME NON RESPONSIVE DUE TO SUBMISSION WITHOUT PAGE NUMBER AND AS PER CHECKLIST.**



## MANUFACTURER'S AUTHORIZATION

*[The Bidder shall require the Manufacturer to fill in this Form in accordance with the instructions indicated. This letter of authorization should be on the letter head of the Manufacturer and should be signed by a person with the proper authority to sign documents that are legally binding on the Manufacturer. The Bidder shall include it in its bid.]*

Date: *[insert date (as day, month and year) of Bid Submission]*  
**e-Tender Inquiry No. NIET-*[insert number \_\_\_\_\_]***

To: *[insert complete name of Purchaser]*

### WHEREAS

We *[insert complete name of Manufacturer]*, who are official manufacturers of *[DWLR and Telemetry]*, having factories at *[insert full address of Manufacturer's factories]*, do hereby authorize *[insert complete name of Bidder]* to submit a bid the purpose of which is to provide the following Goods, manufactured by us *[insert name and or brief description of the Goods]*, and to subsequently negotiate and sign the Contract against the above e-tender.

We here by extend our full guarantee and warranty in accordance with Clauses of the General Conditions of Contract and Special Conditions of the Contract, with respect to the Goods offered by the above firm against this e-tender.

We as a manufacturer of *[insert type of goods manufactured]* confirm to provide the spare & service support for a minimum period of 10 years after commissioning

Signed: *[insert signature(s) of authorized representative(s) of the Manufacturer]*

Name: *[insert complete name(s) of authorized representative(s) of the Manufacturer]*

Title: *[insert title]*

Duly authorized to sign this Authorization on behalf of: *[insert complete name of Bidder]*

Dated on \_\_\_\_\_ day of \_\_, \_\_\_\_\_ *[insert date of signing]*

## PERFORMA FOR PERFORMANCE STATEMENT

Proforma for Performance Statement (for a period of last seven years)

Bid No..... Date of opening..... Time..... Hours

Name of Firm.....

Order placed by purchaser	Order No. and Date	Description and quantity of ordered equipment	Value of order	Date of completion of delivery		Remarks indicating reasons for late delivery, if any	Has the equipment been satisfactorily functioning? (Attach certificate from purchaser/consignee)
				As per contract	Actual		
1							
2							
3							
4							
.							
.							
.							
.							
.							

Note:

- A) Delivery means the commencement of supply of data on commissioning
- B) \*Performance certificate from the client indicating successful receipt of data for the period from..... To..... from..... no of locations, should be submitted for each order failing which the same will not considered.

Signature and seal of the Bidder

## BIDDER INFORMATION FORM

Date: *[insertdate(asday,monthandyear) of Bid Submission]*

Page \_\_\_\_\_ of \_\_\_\_\_ pages

1. Bidder's Legal Name <i>[insertBidder'slegalname]</i>
2. Bidder's actual or intended Country of Registration: <i>[insertactualorintendedCountryofRegistration]</i>
3. Bidder's Year of Registration: <i>[insertBidder'syearofregistration]</i>
4. Bidder's Legal Address in Country of Registration: <i>[insertBidder'slegaladdressin countryof registration]</i>
5. Bidder's Authorized Representative Information Name: <i>[insertAuthorizedRepresentative'sname]</i> Address: <i>[insertAuthorizedRepresentative'sAddress]</i> Telephone/Faxnumbers: <i>[insertAuthorizedRepresentative'stelephone/faxnumbers]</i> EmailAddress: <i>[insertAuthorizedRepresentative'semailaddress]</i>
6. Attached are copies of original documents of: <i>[check thebox(es)oftheattachedoriginaldocuments]</i>  <input type="checkbox"/> Articles of Incorporation or Registration of firm  <input type="checkbox"/> In case of government owned entity from the Purchaser's country, documents establishing legal and financial autonomy and compliance with commercial law  <input type="checkbox"/> Included are the organizational chart, a list of Board of Directors, and the beneficial ownership

## BIDDER'S JV MEMBERS INFORMATION FORM

1. Bidder's Legal Name: <i>[insert Bidder's legal name]</i>
2. Bidder's JV Member's Legal Name: <i>[insert JV's Member legal name]</i>
3. Bidder's JV Member's country of registration: <i>[insert JV's Member country of registration]</i>
4. Bidder's JV Member's year of registration : <i>[insert JV's Member year of registration]</i>
5. Bidder's JV Member's legal address in country of registration: <i>[insert JV's Member legal address in country of registration]</i>
6. Bidder's JV Member's authorized representative information Name : <i>[insert name of JV's Member authorized representative]</i> Address: <i>[insert address of JV's Member authorized representative]</i> Telephone/Fax numbers: <i>[insert telephone/fax numbers of JV's Member authorized representative]</i> Email Address: <i>[insert email address of JV's Member authorized representative]</i>
7. Attached are copies of original documents of <i>[check the box(es) of the attached original documents]</i>  <input type="checkbox"/> Articles of Incorporation (or equivalent documents of constitution or association), and/or registration documents of the legal entity named above  <input type="checkbox"/> In case of a Government-owned enterprise or institution, documents establishing legal and financial autonomy.  8. Included are the organizational chart, a list of Board of Directors, and the beneficial ownership.

**SECTION XX**  
CONTRACT FORM

## SECTION XX

### CONTRACT FORM

THIS AGREEMENT made the \_\_\_\_\_ day of \_\_\_\_\_ between \_\_\_\_\_ (Name, city, Country) ( herein after called " The Purchaser" of one part and \_\_\_\_\_ (Name, city, Country) ( herein after called " The Contractor") of the other part:

WHEREAS the Purchaser is desirous that certain work/ services should be provided by the contractor, viz. (brief description of work and services) and has accepted a bid by the contractor for Construction of PIEZOMETERS 1612 Nos in SOFT ROCK/ HARd Rock and Supply, Installation, Commissioning of DWLRs and telemetry, Establishment of Data Acquisition system & its maintenance for Real Time Ground Water Level monitoring and supply of Ground water level, ground water temperature data from site and receipt of data at National Data Centre, CHQ, Faridabad, in a desired format from 1612 NOs CONSTRUCTED Piezometers wells Through telemetry systems with 05 years warranty and 02 years AMC in STATES of chhattisgarh and Madhya pradesh in the sum of (contract price in words and figures)(hereinafter referred to as " the Contract Price").

NOW THIS AGREEMENT WITNESSETH AS FOLLOWS:

- 1) In this agreement words and expression shall have the same meanings as are respectively assigned to them in the conditions of contract referred to.
- 2) The following documents shall be deemed to form and be read and construed as part of this agreement:
  - a) The Technical Bid and the Price Bid submitted by the Bidder,
  - b) The Requirement of work,
  - c) The Technical Specifications,
  - d) The General Conditions of Contract,
  - e) The Special Conditions of Contract, and
  - f) The Purchaser's Notification of Award.
- 3) In consideration of the payments to be made by the Purchaser to the Contractor as hereinafter mentioned, the Contractor hereby covenants with the Purchaser to provide the works and services and to remedy defects therein in conformity in all respects under the provisions of the Contract.
- 4) The Purchaser hereby covenants to pay the Contractor in consideration of the provision of the Goods and services and the remedying of defects therein, the Contract Price or such other sum as may become payable under the provisions of the Contract at the times and in the manner prescribed by the Contract.

IN WITNESS WHEREOF THE parties hereto have caused this Agreement to be executed in accordance with their respective laws and day and year first above written.

Signed, sealed and delivered by the  
Said \_\_\_\_\_ (For the Purchaser)  
In the presence of \_\_\_\_\_

Signed, sealed and delivered by the  
Said \_\_\_\_\_ (For the Supplier)  
In the presence of \_\_\_\_\_